

F4Spain

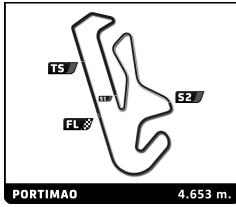
Official Collective Test - PORTIMAO

Day 2 - Session 1

Sector Analysis

— Invalidated Lap ■ Personal Best ■ Session Best B Crossing the pit lane

Lap	Time	Sector 1	Sector 2	Sector 3	T.Sp	Elapsed	Lap	Time	Sector 1	Sector 2	Sector 3	T.Sp	Elapsed	
5	Daniel MOTA ESP							7	1:46.317	33.819	33.785	38.713	225.9	15:14.065
	TC Racing TATUUS T-421							8	1:46.157	33.755	33.796	38.606	229.8	17:00.222
1	2:43.208	1:24.132	37.776	41.300		2:43.208	9	1:46.103	33.763	33.707	38.633	227.8	18:46.325	
2	1:53.096	37.589	35.838	39.669	215.1	4:36.304	10	1:45.805	33.633	33.584	38.588	225.0	20:32.130	
3	1:49.694	35.941	34.739	39.014	220.9	6:25.998	11	1:51.988 B	33.752	33.879	44.357	227.8	22:24.118	
4	1:48.771	34.905	34.671	39.195	225.9	8:14.769	12	15:40.919	...	38.270	42.541		38:05.037	
5	1:50.106	34.294	36.227	39.585	227.8	10:04.875	13	1:53.401	37.082	36.107	40.212	212.6	39:58.438	
6	1:48.113	34.519	34.430	39.164	225.5	11:52.988	14	1:46.854	34.071	33.988	38.795	225.5	41:45.292	
7	1:47.689	34.149	34.304	39.236	225.9	13:40.677	15	1:45.953	33.838	33.699	38.416	226.4	43:31.245	
8	1:48.057	34.328	34.444	39.285	225.5	15:28.734	16	1:45.829	33.651	33.607	38.571	227.4	45:17.074	
9	1:47.814	34.329	34.392	39.093	225.0	17:16.548	17	1:46.066	33.624	33.613	38.829	227.8	47:03.140	
10	1:47.593	34.240	34.312	39.041	225.0	19:04.141	18	1:46.179	33.612	33.919	38.648	226.9	48:49.319	
11	1:57.919 B	34.123	35.758	48.038	226.4	21:02.060	19	1:50.849	33.589	37.571	39.689	229.3	50:40.168	
12	16:41.791	...	38.136	41.419		37:43.851	20	1:46.482	33.832	33.691	38.959	227.4	52:26.650	
13	1:58.259	36.012	36.053	46.194	218.6	39:42.110	21	2:04.366 B	33.766	34.560	56.040	227.4	54:31.016	
14	1:49.360	34.882	34.761	39.717	226.9	41:31.470								
15	1:47.815	34.403	34.374	39.038	226.4	43:19.285								
16	1:47.181	34.134	34.168	38.879	225.5	45:06.466								
17	1:47.437	34.119	34.396	38.922	224.5	46:53.903								
18	1:47.191	34.041	34.309	38.841	226.4	48:41.094								
19	1:47.426	34.086	34.362	38.978	226.4	50:28.520								
20	1:47.141	33.981	34.193	38.967	225.9	52:15.661								
21	2:10.319 B	36.429	39.461	54.429	226.9	54:25.980								
7	Felipe REIJS NLD							9	Jean Paul KARRAS GRC					
	MP Motorsport TATUUS T-421								G4 TATUUS T-421					
1	2:05.568	48.146	37.679	39.743		2:05.568	1	38:11.799	...	37.717	41.433		38:11.799	
2	1:49.554	35.873	34.731	38.950	216.9	3:55.122	2	1:50.079	36.040	35.020	39.019	210.5	40:01.878	
3	1:47.903	35.136	34.271	38.496	221.3	5:43.025	3	1:50.129	35.418	35.386	39.325	233.3	41:52.007	
4	1:47.955	34.754	34.237	38.964	227.8	7:30.980	4	1:47.352	34.461	33.988	38.903	233.8	43:39.359	
5	1:47.369	34.507	34.147	38.715	232.8	9:18.349	5	1:46.463	33.831	33.764	38.868	226.4	45:25.822	
6	1:46.638	33.920	33.962	38.756	234.3	11:04.987	6	1:46.839	34.097	33.744	38.998	225.0	47:12.661	
7	1:48.641	35.497	34.120	39.024	229.8	12:53.628	7	1:46.546	33.905	33.839	38.802	229.3	48:59.207	
8	1:47.454	34.572	34.016	38.866	230.8	14:41.082	8	1:46.636	33.806	33.811	39.019	227.4	50:45.843	
9	1:46.618	33.970	33.866	38.782	231.8	16:27.700	9	1:46.887	33.942	33.900	39.045	226.9	52:32.730	
10	1:46.482	33.859	33.838	38.785	229.8	18:14.182	10	2:03.700 B	34.358	35.866	53.476	226.4	54:36.430	
11	1:46.948	33.780	33.832	39.336	231.8	20:01.130								
12	1:54.711 B	34.905	34.168	45.638	231.8	21:55.841								
13	17:16.664	...	36.265	43.380		39:12.505								
14	1:53.709	35.976	38.603	39.130	206.5	41:06.214								
15	1:47.567	34.683	34.261	38.623	227.8	42:53.781								
16	1:46.407	33.748	33.993	38.666	231.3	44:40.188								
17	1:46.338	33.902	33.816	38.620	229.3	46:26.526								
18	1:46.346	33.729	33.871	38.746	230.3	48:12.872								
19	1:46.625	34.123	33.825	38.677	230.3	49:59.497								
20	1:46.324	33.810	33.821	38.693	229.8	51:45.821								
21	1:57.948 B	34.021	34.202	49.725	230.3	53:43.769								
8	Jacob MICALLEF MLT							11	Rahim ALIBHAI USA					
	Campos Racing TATUUS T-421								Monlau Motorsport TATUUS T-421					
1	3:39.272	2:13.534	39.614	46.124		3:39.272	1	3:35.788	2:08.968	40.234	46.586		3:35.788	
2	2:00.180	40.535	38.194	41.451	212.6	5:39.452	2	2:02.641	41.910	37.672	43.059	191.8	5:38.429	
3	1:54.003	36.528	35.619	41.856	209.3	7:33.455	3	1:52.814	36.881	35.861	40.072	220.0	7:31.243	
4	1:54.621 B	34.488	34.329	45.804	229.8	9:28.076	4	1:47.879	34.667	34.405	38.807	235.8	9:19.122	
5	2:13.381	58.414	36.190	38.777		11:41.457	5	1:46.480	33.817	33.942	38.721	232.3	11:05.602	
6	1:46.291	33.760	33.630	38.901	228.8	13:27.748	6	1:46.202	33.686	33.764	38.752	232.3	12:51.804	
							7	1:46.320	33.647	33.844	38.829	229.8	14:38.124	
							8	1:46.429	33.768	33.944	38.717	232.3	16:24.553	
							9	1:47.471	34.212	34.189	39.070	231.8	18:12.024	
							10	1:53.259	34.229	34.042	44.988	233.8	20:05.283	
							11	1:54.164 B	34.011	33.942	46.211	229.3	21:59.447	
							12	18:27.662 B	...	50.836	59.156		40:27.109	
12	Philippe Armand KARRAS GRC							12	Philippe Armand KARRAS GRC					
	TATUUS T-421								TATUUS T-421					
1	3:35.502	2:14.720	38.024	42.758		3:35.502	1	3:35.502	2:14.720	38.024	42.758		3:35.502	
2	1:53.206	37.268	35.942	39.996	207.3	5:28.708	2	1:53.206	37.268	35.942	39.996	207.3	5:28.708	
3	1:49.159	35.403	34.418	39.338	218.2	7:17.867	3	1:49.159	35.403	34.418	39.338	218.2	7:17.867	
4	1:47.833	34.302	34.328	39.203	225.5	9:05.700	4	1:47.833	34.302	34.328	39.203	225.5	9:05.700	
5	1:47.463	34.154	34.120	39.189	227.4	10:53.163	5	1:47.463	34.154	34.120	39.189	227.4	10:53.163	
6	1:47.377	34.065	34.227	39.085	228.3	12:40.540	6	1:47.377	34.065	34.227	39.085	228.3	12:40.540	
7	1:47.250	33.989	34.027	39.234	226.9	14:27.790	7	1:47.250	33.989	34.027	39.234	226.9	14:27.790	
8	1:47.150	34.022	33.990	39.138	226.4	16:14.940	8	1:47.150	34.022	33.990	39.138	226.4	16:14.940	
9	1:47.230	34.083	34.052	39.095	223.6	18:02.170	9	1:47.230	34.083	34.052	39.095	223.6	18:02.170	
10	1:46.823	33.943	33.931	38.949	225.9	19:48.993	10	1:46.823	33.943	33.931	38.949	225.9	19:48.993	
11	1:54.096 B	34.049	34.057	45.990	226.4	21:43.089	11	1:54.096 B	34.049	34.057	45.990	226.4	21:43.089	



F4Spain

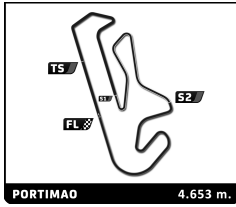
Official Collective Test - PORTIMAO

Day 2 - Session 1

Sector Analysis

— Invalidated Lap ■ Personal Best ■ Session Best ■ Crossing the pit lane

Lap	Time	Sector 1	Sector 2	Sector 3	T.Sp	Elapsed	Lap	Time	Sector 1	Sector 2	Sector 3	T.Sp	Elapsed
12	16:27.341	...	37.817	41.468		38:10.430	17 Nacho TUÑÓN ESP						
13	1:50.677	35.410	35.200	40.067	218.2	40:01.107	T-Code by Amtog TATUUS T-421						
14	1:49.204	35.327	34.873	39.004	224.1	41:50.311	1	3:20.658	1:56.797	40.017	43.844		3:20.658
15	1:46.480	33.928	33.776	38.776	227.4	43:36.791	2	1:57.368	40.515	36.678	40.175	196.0	5:18.026
16	1:46.387	33.754	33.774	38.859	226.9	45:23.178	3	1:59.552 B	35.882	35.093	48.577	221.8	7:17.578
17	1:47.486	33.790	33.697	39.999	225.9	47:10.664	4	3:07.532	1:52.317	35.650	39.565		10:25.110
18	1:46.769	33.885	33.877	39.007	225.0	48:57.433	5	1:47.027	34.063	34.209	38.755	226.4	12:12.137
19	1:46.462	33.710	33.916	38.836	225.9	50:43.895	6	1:46.250	33.802	33.834	38.614	228.8	13:58.387
20	1:46.526	33.748	33.847	38.931	227.4	52:30.421	7	1:46.122	33.687	33.760	38.675	226.4	15:44.509
21	2:02.967 B	33.984	36.173	52.810	227.4	54:33.388	8	1:46.208	33.698	33.793	38.717	226.9	17:30.717
13 Rodrigo MARTÍNEZ MEX							9	1:46.023	33.647	33.714	38.662	227.8	19:16.740
Tecnicar TATUUS T-421							10	1:46.016	33.693	33.704	38.619	229.8	21:02.756
1	3:23.312	1:59.513	40.562	43.237		3:23.312	11	1:47.788	33.546	33.690	40.552	232.8	22:50.544
2	1:58.378	40.243	37.761	40.374	197.1	5:21.690	12	1:55.531 B	33.656	33.662	48.213	229.8	24:46.075
3	1:51.563	36.792	35.615	39.156	224.5	7:13.253	13	14:11.878	...	38.354	41.782		38:57.953
4	1:50.291	35.322	35.246	39.723	227.8	9:03.544	14	1:52.327	37.337	35.628	39.362	212.6	40:50.280
5	1:49.002	34.648	34.709	39.645	225.9	10:52.546	15	1:48.927	35.253	34.895	38.779	229.3	42:39.207
6	1:48.944	34.523	35.140	39.281	225.0	12:41.490	16	1:46.212	33.689	33.965	38.558	226.9	44:25.419
7	1:49.895	35.376	34.749	39.770	228.3	14:31.385	17	1:45.885	33.561	33.694	38.630	227.4	46:11.304
8	1:48.698	34.440	34.650	39.608	225.5	16:20.083	18	1:45.976	33.568	33.708	38.700	227.8	47:57.280
9	1:48.862	34.395	34.199	40.268	224.1	18:08.945	19	1:45.823	33.624	33.593	38.606	228.3	49:43.103
10	1:49.064	34.318	34.793	39.953	227.8	19:58.009	20	1:49.881	33.578	37.414	38.889	228.3	51:32.984
11	2:04.106 B	34.543	37.167	52.396	230.3	22:02.115	21	1:58.671 B	33.797	33.708	51.166	228.8	53:31.655
12	17:01.404	...	39.785	43.094		39:03.519	18 Zoe FLORESCU ROU						
13	1:57.723	39.932	36.682	41.109	191.2	41:01.242	Tecnicar TATUUS T-421						
14	1:53.089	36.400	35.487	41.202	221.8	42:54.331	1	2:39.974	1:20.069	38.540	41.365		2:39.974
15	1:56.703	34.380	34.381	47.942	228.3	44:51.034	2	1:52.521	37.752	35.333	39.436	188.8	4:32.495
16	1:50.399	35.859	34.998	39.542	224.1	46:41.433	3	1:48.670	35.482	34.523	38.665	222.2	6:21.165
17	1:49.233	34.678	35.073	39.482	225.5	48:30.666	4	1:47.303	34.646	34.150	38.507	230.3	8:08.468
18	1:49.020	34.880	34.330	39.810	229.8	50:19.686	5	1:47.045	34.368	33.848	38.829	230.3	9:55.513
19	1:48.437	34.499	34.341	39.597	225.0	52:08.123	6	1:46.877	33.946	33.927	39.004	228.8	11:42.390
20	2:04.312 B	34.725	38.193	51.394	223.1	54:12.435	7	1:46.548	33.833	33.884	38.831	232.8	13:28.938
15 Jensen BURNETT CAN							8	1:46.702	33.949	33.831	38.922	233.3	15:15.640
KCL Motorsport TATUUS T-421							9	1:46.769	34.000	33.912	38.857	227.8	17:02.409
1	2:09.438	50.900	37.698	40.840		2:09.438	10	1:46.727	33.833	34.021	38.873	230.8	18:49.136
2	1:51.046	36.085	35.055	39.906	218.6	4:00.484	11	1:57.689 B	34.108	35.289	48.292	227.8	20:46.825
3	1:48.109	35.141	34.272	38.696	224.5	5:48.593	12	18:12.859	...	38.746	41.495		38:59.684
4	1:46.862	34.627	33.984	38.251	226.4	7:35.455	13	1:52.680	37.239	36.036	39.405	215.1	40:52.364
5	1:47.331	34.389	34.020	38.922	229.3	9:22.786	14	1:49.483	34.605	35.566	39.312	229.8	42:41.847
6	1:46.844	33.980	33.958	38.906	229.3	11:09.630	15	1:46.541	33.970	33.898	38.673	228.8	44:28.388
7	1:46.634	33.897	33.873	38.864	228.3	12:56.264	16	1:46.708	33.911	33.994	38.803	229.3	46:15.096
8	1:46.605	33.811	34.027	38.767	227.8	14:42.869	17	1:46.444	33.877	33.726	38.841	228.8	48:01.540
9	1:46.642	33.907	33.988	38.747	228.8	16:29.511	18	1:47.057	33.868	34.313	38.876	228.8	49:48.597
10	1:53.312 B	33.817	34.123	45.372	227.8	18:22.823	19	1:46.659	33.909	33.946	38.804	228.3	51:35.256
11	20:49.306	...	38.736	47.090		39:12.129	21 Borys LYZEN POL						
12	1:50.108	35.695	34.878	39.535	211.8	41:02.237	KCL Motorsport TATUUS T-421						
13	1:46.591	33.973	33.981	38.637	229.3	42:48.828	1	2:08.833	49.889	38.151	40.793		2:08.833
14	1:46.452	33.791	33.882	38.779	226.9	44:35.280	2	1:50.261	36.365	34.924	38.972	216.9	3:59.094
15	1:46.355	33.791	33.814	38.750	225.9	46:21.635	3	1:47.641	34.767	34.475	38.399	225.9	5:46.735
16	1:46.586	33.788	33.992	38.806	226.9	48:08.221	4	1:47.114	34.503	34.284	38.327	227.4	7:33.849
17	1:46.745	33.825	34.115	38.805	226.9	49:54.966	5	1:47.415	34.485	34.013	38.917	234.8	9:21.264
18	1:46.546	33.831	33.882	38.833	227.4	51:41.512	6	1:46.429	33.773	34.036	38.620	230.8	11:07.693
19	1:56.567 B	33.871	34.038	48.658	226.4	53:38.079	7	1:46.258	33.753	33.936	38.569	230.3	12:53.951
							8	1:46.460	33.851	33.990	38.619	235.3	14:40.411



F4Spain

Official Collective Test - PORTIMAO

Day 2 - Session 1

Sector Analysis

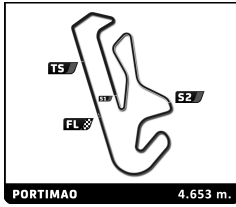
— Invalidated Lap

■ Personal Best

■ Session Best

■ Crossing the pit lane

Lap	Time	Sector 1	Sector 2	Sector 3	T.Sp	Elapsed	Lap	Time	Sector 1	Sector 2	Sector 3	T.Sp	Elapsed
9	1:46.031	33.680	33.885	38.466	230.3	16:26.442	18	1:48.102	35.710	33.811	38.581	173.4	52:18.818
10	1:54.083 B	33.667	34.032	46.384	231.3	18:20.525	19	2:04.495 B	33.606	36.028	54.861	229.8	54:23.313
11	20:50.891	...	41.929	47.752		39:11.416	24 Beau LOWETTE BEL						
12	1:49.709	35.818	34.799	39.092	208.5	41:01.125	TC Racing TATUUS T-421						
13	1:46.088	33.842	33.946	38.300	225.9	42:47.213	1	2:21.498	1:02.294	37.277	41.927		2:21.498
14	1:45.736	33.634	33.828	38.274	226.9	44:32.949	2	1:50.254	36.194	34.919	39.141	213.9	4:11.752
15	1:45.771	33.695	33.662	38.414	228.3	46:18.720	3	1:48.417	34.903	34.557	38.957	225.0	6:00.169
16	1:45.843	33.592	33.838	38.413	227.8	48:04.563	4	1:47.318	34.751	34.266	38.301	226.4	7:47.487
17	1:46.047	33.541	33.848	38.658	229.8	49:50.610	5	1:47.496	34.477	34.123	38.896	228.8	9:34.983
18	1:45.901	33.604	33.843	38.454	230.3	51:36.511	6	1:46.878	33.924	33.975	38.979	227.8	11:21.861
19	2:00.112 B	33.777	34.522	51.813	229.3	53:36.623	7	1:46.534	33.737	33.973	38.824	229.3	13:08.395
22 Vivek KANTHAN USA							8	1:46.757	33.895	34.013	38.849	228.8	14:55.152
Griffin Core TATUUS T-421							9	1:46.656	33.795	33.899	38.962	228.8	16:41.808
1	3:38.071	2:12.971	39.663	45.437		3:38.071	10	1:54.293 B	33.994	34.277	46.022	226.4	18:36.101
2	2:01.099	41.340	38.218	41.541	194.2	5:39.170	11	18:44.719	...	38.447	40.796		37:20.820
3	1:51.373	36.355	35.616	39.402	225.9	7:30.543	12	1:54.239	38.666	35.717	39.856	208.9	39:15.059
4	1:47.270	34.482	34.122	38.666	230.8	9:17.813	13	1:51.658	34.813	37.952	38.893	228.8	41:06.717
5	1:46.296	33.743	33.847	38.706	231.8	11:04.109	14	1:46.557	33.807	34.099	38.651	232.8	42:53.274
6	1:45.887	33.553	33.804	38.530	230.8	12:49.996	15	1:46.098	33.577	33.793	38.728	227.8	44:39.372
7	1:45.877	33.543	33.716	38.618	231.8	14:35.873	16	1:46.379	33.752	33.881	38.746	228.3	46:25.751
8	1:46.150	33.552	33.570	39.028	228.8	16:22.023	17	1:46.354	33.673	33.857	38.824	227.8	48:12.105
9	1:46.202	33.674	33.729	38.799	229.3	18:08.225	18	1:46.498	33.754	33.920	38.824	229.8	49:58.603
10	1:46.107	33.586	33.585	38.936	228.3	19:54.332	19	1:46.164	33.614	33.788	38.762	228.3	51:44.767
11	1:45.729	33.634	33.567	38.528	229.3	21:40.061	20	1:56.408 B	33.753	33.890	48.765	226.9	53:41.175
12	1:45.644	33.582	33.601	38.461	228.3	23:25.705	25 Aleix PIÑERA ESP						
13	1:52.693 B	33.728	33.740	45.225	228.3	25:18.398	Tecnicar TATUUS T-421						
14	12:46.132	...	38.404	42.382		38:04.530	1	3:22.551	1:58.713	40.440	43.398		3:22.551
15	1:56.481	37.188	36.589	42.704	218.6	40:01.011	2	1:57.935	40.441	37.178	40.316	185.2	5:20.486
16	1:56.159	35.794	36.143	44.222	226.4	41:57.170	3	1:51.667	36.660	35.859	39.148	225.0	7:12.153
17	1:47.845	33.958	34.574	39.313	230.3	43:45.015	4	1:47.696	34.618	34.182	38.896	226.9	8:59.849
18	1:45.878	33.635	33.652	38.591	225.9	45:30.893	5	1:46.562	33.888	33.961	38.713	227.8	10:46.411
19	1:45.753	33.643	33.511	38.599	228.8	47:16.646	6	1:46.501	33.812	33.965	38.724	226.9	12:32.912
20	1:52.556	34.022	34.506	44.028	234.8	49:09.202	7	1:46.403	33.787	33.911	38.705	227.4	14:19.315
21	1:49.295	34.224	34.823	40.248	230.8	50:58.497	8	1:46.485	33.868	34.024	38.593	226.4	16:05.800
22	1:45.927	33.672	33.709	38.546	225.5	52:44.424	9	1:46.319	33.775	33.774	38.770	225.9	17:52.119
23	2:09.342 B	36.689	39.671	52.982	227.4	54:53.766	10	1:45.972	33.685	33.702	38.585	226.9	19:38.091
23 Rocco CORONEL NLD							11	1:45.539	33.533	33.543	38.463	231.3	21:23.630
MP Motorsport TATUUS T-421							12	1:54.696 B	33.651	34.548	46.497	231.3	23:18.326
1	8:23.839	6:53.120	42.728	47.991		8:23.839	13	15:40.333	...	38.672	41.308		38:58.659
2	1:49.762	35.766	34.732	39.264	212.6	10:13.601	14	1:52.654	37.444	35.788	39.422	214.3	40:51.313
3	1:46.800	34.002	34.082	38.716	225.9	12:00.401	15	1:49.539	34.923	35.633	38.983	230.3	42:40.852
4	1:46.354	33.802	33.832	38.720	228.3	13:46.755	16	1:46.131	33.698	33.942	38.491	228.8	44:26.983
5	1:46.150	33.762	33.780	38.608	226.9	15:32.905	17	1:45.881	33.657	33.781	38.443	230.8	46:12.864
6	1:46.016	33.616	33.730	38.670	227.4	17:18.921	18	1:45.778	33.602	33.703	38.473	231.3	47:58.642
7	1:46.333	33.976	33.786	38.571	231.8	19:05.254	19	1:45.642	33.529	33.861	38.252	232.3	49:44.284
8	1:45.934	33.580	33.679	38.675	230.8	20:51.188	20	1:45.855	33.558	33.856	38.441	233.3	51:30.139
9	1:46.118	33.657	33.882	38.579	229.3	22:37.306	21	1:59.564 B	33.772	34.006	51.786	227.8	53:29.703
10	2:06.076 B	34.456	40.409	51.211	228.3	24:43.382	27 Yuzuki SATO JPN						
11	14:56.567	...	37.390	44.533		39:39.949	Monlau Motorsport TATUUS T-421						
12	2:01.520	35.376	46.813	39.331	216.4	41:41.469	1	3:38.962	2:14.594	39.656	44.712		3:38.962
13	1:46.076	33.722	33.873	38.481	229.8	43:27.545	2	2:00.820	41.315	38.058	41.447	194.2	5:39.782
14	1:45.572	33.508	33.531	38.533	229.3	45:13.117	3	1:51.808	36.699	36.029	39.080	214.7	7:31.590
15	1:45.903	33.518	33.706	38.679	230.3	46:59.020	4	1:47.975	34.627	34.493	38.855	234.8	9:19.565
16	1:45.814	33.513	33.701	38.600	230.8	48:44.834	5	1:46.670	33.868	34.034	38.768	232.3	11:06.235
17	1:45.882	33.605	33.588	38.689	228.8	50:30.716							



F4Spain

Official Collective Test - PORTIMAO

Day 2 - Session 1

Sector Analysis

— Invalidated Lap ■ Personal Best ■ Session Best B Crossing the pit lane

Lap	Time	Sector 1	Sector 2	Sector 3	T.Sp	Elapsed
6	1:46.124	33.683	33.707	38.734	230.8	12:52.359
7	1:46.329	33.620	33.973	38.736	232.3	14:38.688
8	1:46.376	33.798	33.909	38.669	231.8	16:25.064
9	1:47.236	34.099	34.251	38.886	232.8	18:12.300
10	1:47.401	34.312	34.165	38.924	234.3	19:59.701
11	1:52.189B	33.850	34.010	44.329	229.8	21:51.890
12	16:42.001	...	37.722	41.569	...	38:33.891
13	1:50.943	36.275	35.269	39.399	193.9	40:24.834
14	1:54.282	34.028	34.224	46.030	226.4	42:19.116
15	1:54.007	37.462	35.605	40.940	203.8	44:13.123
16	1:47.597	34.456	34.137	39.004	224.5	46:00.720
17	1:47.151	34.087	34.104	38.960	225.9	47:47.871
18	1:46.938	34.048	34.053	38.837	226.9	49:34.809
19	1:47.175	34.035	34.248	38.892	228.8	51:21.984
20	1:59.283B	34.032	35.198	50.053	228.3	53:21.267

28 Max RADECK		PTR				
DXR		TATUUS T-421				
1	2:18.740	59.890	37.714	41.136	...	2:18.740
2	1:50.561	39.228	210.9	4:09.301
3	1:48.304	35.179	34.488	38.637	230.3	5:57.605
4	1:47.048	34.562	34.100	38.386	228.8	7:44.653
5	1:47.176	34.456	33.975	38.745	229.8	9:31.829
6	1:46.646	33.808	33.904	38.934	226.9	11:18.475
7	1:46.619	33.791	33.897	38.931	230.3	13:05.094
8	1:46.629	33.891	33.737	39.001	229.8	14:51.723
9	1:54.769B	45.895	226.9	16:46.492
10	22:38.460	...	38.394	41.134	...	39:24.952
11	1:50.882	36.188	35.209	39.485	225.0	41:15.834
12	1:47.324	33.995	34.107	39.222	228.8	43:03.158
13	1:46.319	33.833	33.846	38.640	226.4	44:49.477
14	1:46.689	33.677	33.884	39.128	228.3	46:36.166
15	1:46.319	33.786	33.855	38.678	227.8	48:22.485
16	1:48.368	33.686	33.787	40.895	229.8	50:10.853
17	1:46.150	33.795	33.661	38.694	225.9	51:57.003
18	1:56.639B	33.809	34.022	48.808	227.8	53:53.642

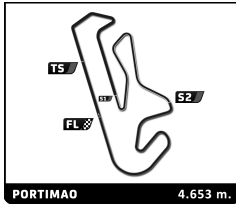
32 Simón BULBARELLA		ARG				
Drivex		TATUUS T-421				
1	2:12.117	53.016	38.767	40.334	...	2:12.117
2	1:50.558	36.381	35.171	39.006	211.4	4:02.675
3	1:48.252	35.154	34.362	38.736	225.5	5:50.927
4	1:47.203	34.612	34.306	38.285	225.0	7:38.130
5	1:47.369	34.455	34.060	38.854	230.3	9:25.499
6	1:46.938	33.923	34.181	38.834	227.4	11:12.437
7	1:46.872	33.957	34.022	38.893	227.4	12:59.309
8	1:46.949	34.099	34.027	38.823	226.9	14:46.258
9	1:46.913	33.950	34.111	38.852	226.9	16:33.171
10	1:55.931B	46.436	228.8	18:29.102
11	20:54.388	...	38.832	41.188	...	39:23.490
12	1:51.195	36.409	35.328	39.458	222.7	41:14.685
13	1:50.112	34.404	34.413	41.295	231.3	43:04.797
14	1:47.241	34.241	34.198	38.802	224.5	44:52.038
15	1:46.645	34.009	34.039	38.597	229.3	46:38.683
16	1:46.894	33.900	33.966	39.028	227.4	48:25.577
17	1:46.597	33.824	33.972	38.801	228.8	50:12.174
18	1:46.343	33.752	33.937	38.654	230.8	51:58.517

Lap	Time	Sector 1	Sector 2	Sector 3	T.Sp	Elapsed
19	1:56.725B	48.778	229.3	53:55.242

37 Ty FISHER		CAN				
Griffin Core		TATUUS T-421				
1	3:37.524	2:12.325	39.762	45.437	...	3:37.524
2	2:00.686	41.441	37.911	41.334	190.5	5:38.210
3	1:51.669	36.682	35.644	39.343	217.7	7:29.879
4	1:47.153	34.399	34.059	38.695	233.8	9:17.032
5	1:46.052	33.522	34.014	38.516	231.8	11:03.084
6	1:45.841	33.596	33.774	38.471	232.8	12:48.925
7	1:48.617	34.058	35.800	38.759	237.4	14:37.542
8	1:45.772	33.563	33.783	38.426	232.3	16:23.314
9	1:46.732	34.247	33.777	38.708	233.8	18:10.046
10	1:45.667	33.376	33.769	38.522	232.3	19:55.713
11	1:45.516	33.442	33.519	38.555	230.3	21:41.229
12	1:45.396	33.367	33.594	38.435	231.8	23:26.625
13	1:54.610B	33.341	34.383	46.886	232.8	25:21.235
14	12:42.910	...	38.499	42.401	...	38:04.145
15	1:56.617	37.200	36.651	42.766	211.8	40:00.762
16	1:53.728	35.354	36.033	42.341	228.3	41:54.490
17	1:53.123	36.202	36.090	40.831	228.8	43:47.613
18	1:45.953	33.681	33.707	38.565	228.8	45:33.566
19	1:45.675	33.598	33.620	38.457	229.3	47:19.241
20	1:45.913	33.480	33.873	38.560	228.3	49:05.154
21	1:46.032	33.796	33.889	38.347	233.8	50:51.186
22	1:45.528	33.504	33.647	38.377	229.3	52:36.714
23	2:04.587B	33.290	37.689	53.608	230.8	54:41.301

38 Daniel KELLEHER		IRL				
Campos Racing		TATUUS T-421				
1	4:01.608B	2:27.205	41.820	52.583	...	4:01.608
2	2:18.206	1:02.532	36.741	38.933	...	6:19.814
3	1:47.447	34.840	34.326	38.281	225.9	8:07.261
4	1:46.814	34.418	33.761	38.635	226.9	9:54.075
5	1:46.076	33.699	33.778	38.599	227.8	11:40.151
6	1:45.988	33.711	33.700	38.577	231.3	13:26.139
7	1:45.966	33.647	33.698	38.621	228.3	15:12.105
8	1:45.908	33.705	33.647	38.556	225.9	16:58.013
9	1:45.739	33.590	33.561	38.588	229.8	18:43.752
10	1:45.670	33.601	33.517	38.552	227.8	20:29.422
11	1:45.620	33.566	33.546	38.508	227.8	22:15.042
12	1:52.450B	33.650	33.525	45.275	225.0	24:07.492
13	14:00.684	...	37.182	41.308	...	38:08.176
14	1:53.008	35.235	35.704	42.069	219.5	40:01.184
15	1:58.024	35.874	39.734	42.416	225.0	41:59.208
16	1:51.014	33.784	34.558	42.672	228.8	43:50.222
17	1:45.731	33.604	33.622	38.505	225.5	45:35.953
18	1:45.442	33.506	33.467	38.469	227.8	47:21.395
19	1:45.369	33.417	33.411	38.541	231.3	49:06.764
20	1:45.799	33.471	33.669	38.659	229.3	50:52.563
21	1:46.094	33.789	33.631	38.674	231.3	52:38.657
22	2:05.936B	34.801	37.746	53.389	233.8	54:44.593

39 Louis COCHET		NLD				
KCL Motorsport		TATUUS T-421				
1	2:10.794	51.918	38.159	40.717	...	2:10.794
2	1:52.898	37.070	36.488	39.340	211.4	4:03.692



F4Spain

Official Collective Test - PORTIMAO

Day 2 - Session 1

Sector Analysis

— Invalidated Lap ■ Personal Best ■ Session Best B Crossing the pit lane

Lap	Time	Sector 1	Sector 2	Sector 3	T.Sp	Elapsed	Lap	Time	Sector 1	Sector 2	Sector 3	T.Sp	Elapsed
3	1:50.689	35.726	35.716	39.247	224.1	5:54.381	11	20:52.458	...	38.764	41.641		39:22.844
4	1:49.087	35.921	34.523	38.643	218.6	7:43.468	12	1:51.168	36.136	35.544	39.488	212.6	41:14.012
5	2:13.328	43.366	42.917	47.045	228.3	9:56.796	13	1:47.316	34.086	34.530	38.700	227.4	43:01.328
6	2:07.744	42.593	43.895	41.256	227.8	12:04.540	14	1:47.056	33.837	34.394	38.825	227.4	44:48.384
7	1:47.762	34.307	34.497	38.958	229.3	13:52.302	15	1:46.407	33.837	33.896	38.674	227.4	46:34.791
8	1:47.686	34.193	34.293	39.200	227.4	15:39.988	16	1:46.524	33.789	33.980	38.755	228.3	48:21.315
9	1:47.354	34.186	34.220	38.948	225.5	17:27.342	17	1:46.307	33.770	33.859	38.678	228.3	50:07.622
10	1:47.059	33.998	34.258	38.803	228.3	19:14.401	18	1:46.559	33.853	34.010	38.696	228.3	51:54.181
11	1:47.286	34.091	34.278	38.917	227.8	21:01.687	19	1:56.459B	33.756	34.073	48.630	228.3	53:50.640
12	1:47.471	34.045	34.142	39.284	229.8	22:49.158							
13	1:55.379B	33.822	33.976	47.581	228.3	24:44.537							
14	14:28.666	...	38.582	47.145		39:13.203							
15	1:50.119	36.279	34.995	38.845	217.3	41:03.322							
16	1:47.005	34.210	34.257	38.538	230.3	42:50.327							
17	1:46.408	33.739	34.022	38.647	228.3	44:36.735							
18	1:46.507	33.734	34.071	38.702	228.3	46:23.242							
19	1:51.309	38.396	34.113	38.800	228.8	48:14.551							
20	1:46.781	33.908	34.057	38.816	229.3	50:01.332							
21	1:46.774	33.789	34.015	38.970	229.8	51:48.106							
22	1:57.303B	33.867	34.461	48.975	228.3	53:45.409							

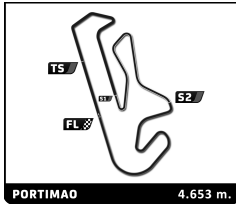
40 Kasper SCHORMANS		NLD				
MP Motorsport		TATUUS T-421				
1	2:07.907	47.853	39.449	40.605		2:07.907
2	1:50.222	36.424	34.976	38.822	203.0	3:58.129
3	1:55.988B	34.868	34.489	46.631	224.1	5:54.117
4	8:14.592	6:54.879	38.819	40.894		14:08.709
5	1:48.611	35.253	34.619	38.739	225.0	15:57.320
6	1:46.297	33.899	33.901	38.497	225.0	17:43.617
7	1:46.106	33.772	33.854	38.480	228.8	19:29.723
8	1:45.798	33.643	33.808	38.347	228.3	21:15.521
9	1:45.683	33.556	33.776	38.351	229.3	23:01.204
10	1:45.916	33.561	33.760	38.595	230.3	24:47.120
11	1:46.141	33.819	33.817	38.505	227.4	26:33.261
12	1:55.160B	33.852	34.600	46.708	227.8	28:28.421
13	11:10.217	9:48.254	38.025	43.938		39:38.638
14	2:01.199	35.528	46.653	39.018	226.9	41:39.837
15	1:46.010	33.768	33.850	38.392	228.8	43:25.847
16	1:45.700	33.512	33.699	38.489	228.8	45:11.547
17	1:45.627	33.516	33.610	38.501	230.3	46:57.174
18	1:48.991	33.764	36.732	38.495	235.8	48:46.165
19	1:45.597	33.452	33.727	38.418	232.8	50:31.762
20	1:45.589	33.420	33.628	38.541	231.3	52:17.351
21	1:59.178B	33.462	36.391	49.325	231.8	54:16.529

44 Elliot KACZYNSKI		SWE				
Drivex		TATUUS T-421				
1	2:14.851	56.972	37.394	40.485		2:14.851
2	1:51.648	37.316	35.284	39.048	212.2	4:06.499
3	1:47.804	34.910	34.443	38.451	225.0	5:54.303
4	1:46.965	34.473	34.245	38.247	230.8	7:41.268
5	1:47.417	34.412	34.078	38.927	235.3	9:28.685
6	1:46.611	33.788	34.066	38.757	232.3	11:15.296
7	1:46.369	33.819	33.999	38.551	232.3	13:01.665
8	1:46.601	33.691	33.984	38.926	230.8	14:48.266
9	1:46.706	33.700	34.132	38.874	230.8	16:34.972
10	1:55.414B	33.930	34.226	47.258	227.8	18:30.386

46 Nathan TYE		GBR				
Drivex		TATUUS T-421				
1	2:13.890	55.605	37.438	40.847		2:13.890
2	1:51.416	36.907	35.513	38.996	215.6	4:05.306
3	1:47.901	34.833	34.483	38.585	224.5	5:53.207
4	1:47.180	34.631	34.219	38.330	232.3	7:40.387
5	1:47.373	34.384	34.175	38.814	228.8	9:27.760
6	1:48.710	35.145	34.654	38.911	227.8	11:16.470
7	1:46.675	33.796	34.044	38.835	229.8	13:03.145
8	1:53.998B	33.900	34.217	45.881	228.8	14:57.143
9	24:24.548	...	38.599	41.640		39:21.691
10	1:50.843	36.068	35.452	39.323	207.7	41:12.534
11	1:47.418	34.233	34.508	38.677	227.4	42:59.952
12	1:46.398	33.801	34.006	38.591	226.9	44:46.350
13	1:46.179	33.733	33.921	38.525	225.9	46:32.529
14	1:46.273	33.779	33.840	38.654	227.4	48:18.802
15	1:46.487	33.696	34.177	38.614	226.9	50:05.289
16	1:46.241	33.627	33.930	38.684	228.8	51:51.530
17	1:56.605B	33.830	34.828	47.947	226.9	53:48.135

71 Sam URUS		MCO				
DXR		TATUUS T-421				
1	2:16.072	58.077	37.547	40.448		2:16.072
2	1:52.924	37.389	35.237	40.298	211.8	4:08.996
3	1:51.846	36.428	35.055	40.363	222.7	6:00.842
4	1:48.794	35.517	34.523	38.754	228.3	7:49.636
5	1:49.417	35.046	34.651	39.720	226.9	9:39.053
6	1:49.552	35.315	34.678	39.559	226.9	11:28.605
7	1:48.404	34.303	34.695	39.406	230.8	13:17.009
8	1:48.053	34.378	34.471	39.204	225.9	15:05.062
9	1:47.821	34.149	34.323	39.349	226.4	16:52.883
10	1:48.334	34.196	34.588	39.550	226.4	18:41.217
11	1:57.978B	34.273	34.735	48.970	225.0	20:39.195
12	17:01.139	...	37.826	42.106		37:40.334
13	1:54.622	37.066	37.284	40.272	211.8	39:34.956
14	1:48.323	34.640	34.403	39.280	224.1	41:23.279
15	1:47.732	34.176	34.433	39.123	228.8	43:11.011
16	1:47.673	34.051	34.430	39.192	226.9	44:58.684
17	1:59.689B	34.151	34.545	50.993	226.9	46:58.373

73 Fausto ARNAUDO		ARG				
Monlau Motorsport		TATUUS T-421				
1	3:48.917	2:22.895	41.602	44.420		3:48.917
2	2:03.846	41.915	37.969	43.962	169.5	5:52.763
3	1:48.209	35.463	34.340	38.406	228.8	7:40.972
4	1:47.192	34.279	34.206	38.707	232.3	9:28.164
5	1:46.579	33.793	33.947	38.839	233.3	11:14.743



F4Spain

Official Collective Test - PORTIMAO

Day 2 - Session 1

Sector Analysis

— Invalidated Lap ■ Personal Best ■ Session Best B Crossing the pit lane

Lap	Time	Sector 1	Sector 2	Sector 3	T.Spd	Elapsed	Lap	Time	Sector 1	Sector 2	Sector 3	T.Spd	Elapsed
6	1:46.351	33.732	33.913	38.706	228.8	13:01.094	3	1:49.077	35.428	34.892	38.757	222.2	6:10.232
7	1:46.293	33.725	33.901	38.667	228.3	14:47.387	4	1:48.532	34.910	34.434	39.188	225.5	7:58.764
8	1:46.347	33.721	33.930	38.696	230.3	16:33.734	5	1:48.284	34.786	34.336	39.162	223.6	9:47.048
9	1:49.499	33.937	33.987	41.575	230.8	18:23.233	6	1:47.336	33.975	34.195	39.166	225.0	11:34.384
10	2:57.227 B	33.827	1:27.458	55.942	227.4	21:20.460	7	1:47.439	34.053	34.149	39.237	227.4	13:21.823
11	17:09.172	...	1:04.535	43.643	...	38:29.632	8	2:06.050 B	34.133	34.264	57.653	224.5	15:27.873
12	2:55.901 B	1:18.527	46.823	50.551	107.8	41:25.533	9	22:55.437	...	38.805	41.363	...	38:23.310

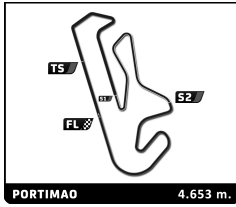
74 Pablo RICCOBONO ESP						
GRS TATUUS T-421						
1	2:22.473	1:04.295	37.561	40.617	...	2:22.473
2	1:51.626	36.767	35.418	39.441	214.7	4:14.099
3	1:49.305	35.605	34.929	38.771	219.1	6:03.404
4	1:48.508	35.049	34.603	38.856	223.6	7:51.912
5	1:48.790	35.009	34.506	39.275	223.6	9:40.702
6	1:48.150	34.513	34.531	39.106	224.1	11:28.852
7	1:50.334	34.648	34.408	41.278	232.8	13:19.186
8	1:48.101	34.525	34.404	39.172	224.1	15:07.287
9	1:47.724	34.338	34.278	39.108	223.6	16:55.011
10	2:04.731 B	37.736	39.526	47.469	222.2	18:59.742
11	19:32.883	...	37.489	40.907	...	38:32.625
12	1:50.084	35.702	35.085	39.297	218.6	40:22.709
13	1:48.032	34.288	34.204	39.540	224.1	42:10.741
14	1:46.727	33.927	34.154	38.646	225.0	43:57.468
15	1:47.163	33.932	34.311	38.920	226.4	45:44.631
16	1:49.125	33.873	35.497	39.755	226.4	47:33.756
17	1:47.386	34.017	34.263	39.106	225.0	49:21.142
18	1:46.990	34.048	34.221	38.721	226.4	51:08.132
19	1:47.119	33.864	34.253	39.002	224.1	52:55.251
20	2:14.080 B	40.116	41.682	52.282	212.6	55:09.331

77 Andrej PETROVIC SRB						
T-Code by Amtog TATUUS T-421						
1	3:21.784	1:58.040	40.350	43.394	...	3:21.784
2	1:57.105	40.423	36.493	40.189	195.3	5:18.889
3	1:50.581	35.959	35.330	39.292	220.4	7:09.470
4	1:47.521	34.660	34.203	38.658	225.9	8:56.991
5	1:46.447	33.927	33.897	38.623	227.8	10:43.438
6	1:46.082	33.730	33.816	38.536	226.4	12:29.520
7	1:45.983	33.669	33.776	38.538	227.8	14:15.503
8	1:46.024	33.708	33.742	38.574	227.4	16:01.527
9	1:51.727	33.753	36.762	41.212	225.0	17:53.254
10	1:55.235 B	33.711	34.415	47.109	229.8	19:48.489
11	19:08.752	...	38.612	41.770	...	38:57.241
12	1:51.855	36.970	35.372	39.513	209.3	40:49.096
13	1:48.162	35.332	34.147	38.683	225.0	42:37.258
14	1:45.913	33.741	33.725	38.447	225.9	44:23.171
15	1:45.940	33.661	33.835	38.444	226.4	46:09.111
16	1:46.002	33.670	33.789	38.543	227.8	47:55.113
17	1:45.774	33.553	33.671	38.550	227.8	49:40.887
18	1:53.055	34.551	39.524	38.980	227.8	51:33.942
19	2:00.038 B	33.734	33.712	52.592	228.8	53:33.980

78 Maria NETO PRT						
TC Racing TATUUS T-421						
1	2:29.110	1:10.114	38.141	40.855	...	2:29.110
2	1:52.045	37.049	35.429	39.567	213.4	4:21.155

80 Sebastián FRIGOLET MEX						
DXR TATUUS T-421						
1	2:19.494	1:00.808	37.580	41.106	...	2:19.494
2	1:52.660	37.108	35.402	40.150	213.0	4:12.154
3	1:49.434	35.401	35.036	38.997	226.4	6:01.588
4	1:48.822	35.158	34.872	38.792	228.8	7:50.410
5	1:48.833	34.937	34.519	39.377	228.3	9:39.243
6	1:48.558	34.657	34.657	39.244	229.8	11:27.801
7	1:47.632	34.242	34.432	38.958	227.4	13:15.433
8	1:47.665	34.255	34.427	38.983	224.1	15:03.098
9	1:47.497	34.159	34.305	39.033	225.5	16:50.595
10	1:47.383	34.175	34.282	38.926	225.0	18:37.978
11	1:54.568 B	34.297	34.299	45.972	225.9	20:32.546
12	17:33.665	...	36.667	41.704	...	38:06.211
13	1:55.494	37.014	36.592	41.888	215.6	40:01.705
14	1:51.545	36.280	35.308	39.957	229.3	41:53.250
15	1:47.357	34.320	34.322	38.715	227.8	43:40.607
16	1:47.120	34.272	33.923	38.925	227.4	45:27.727
17	1:46.802	33.992	34.004	38.806	226.4	47:14.529
18	1:46.871	33.817	34.089	38.965	228.3	49:01.400
19	1:46.719	33.871	34.062	38.786	227.4	50:48.119
20	1:46.849	34.026	33.944	38.879	226.4	52:34.968
21	2:02.973 B	33.987	35.147	53.839	227.4	54:37.941

81 Noah MONTEIRO PRT						
Griffin Core TATUUS T-421						
1	3:37.150	2:11.681	39.662	45.807	...	3:37.150
2	2:00.866	41.343	37.666	41.857	188.2	5:38.016
3	1:51.042	36.428	35.481	39.133	221.8	7:29.058
4	1:47.321	34.672	33.818	38.831	226.9	9:16.379
5	1:46.194	33.734	33.802	38.658	226.4	11:02.573
6	1:46.157	33.610	33.806	38.741	226.9	12:48.730
7	1:47.964	33.762	35.619	38.583	233.8	14:36.694
8	1:46.412	33.661	33.594	39.157	230.8	16:23.106
9	1:48.212	35.393	33.738	39.081	226.4	18:11.318
10	1:45.922	33.474	33.655	38.793	234.3	19:57.240
11	1:45.610	33.595	33.536	38.479	228.3	21:42.850
12	1:45.576	33.492	33.595	38.489	228.8	23:28.426
13	1:56.244 B	33.677	33.634	48.933	228.3	25:24.670
14	12:39.183	...	38.610	42.573	...	38:03.853
15	1:56.589	36.828	36.881	42.880	220.9	40:00.442
16	1:51.300	35.275	36.043	39.982	223.1	41:51.742



F4Spain

Official Collective Test - PORTIMAO

Day 2 - Session 1

Sector Analysis

— Invalidated Lap ■ Personal Best ■ Session Best B Crossing the pit lane

Lap	Time	Sector 1	Sector 2	Sector 3	T.Spd	Elapsed	Lap	Time	Sector 1	Sector 2	Sector 3	T.Spd	Elapsed
17	1:54.249	38.179	36.349	39.721	227.8	43:45.991	5	1:48.130	34.396	34.365	39.369	226.9	10:57.580
18	1:46.090	33.762	33.760	38.568	229.8	45:32.081	6	1:48.394	34.687	34.382	39.325	226.4	12:45.974
19	1:53.646 B	33.624	33.591	46.431	228.8	47:25.727	7	1:47.858	34.120	34.288	39.450	227.4	14:33.832
20	2:11.458	59.110	33.789	38.559		49:37.185	8	1:48.027	34.200	34.166	39.661	225.5	16:21.859
21	1:45.644	33.524	33.645	38.475	228.3	51:22.829	9	1:49.281	34.419	34.248	40.614	225.9	18:11.140
22	1:56.527 B	33.582	34.123	48.822	229.3	53:19.356	10	1:59.967 B	35.084	34.468	50.415	227.4	20:11.107

83 Alfons MIETTINEN FIN						
GRS			TATUUS T-421			
1	7:58.660	6:40.650	37.685	40.325		7:58.660
2	1:51.694	35.969	35.395	40.330	223.6	9:50.354
3	1:49.082	34.629	34.872	39.581	228.3	11:39.436
4	1:49.339	34.867	34.543	39.929	227.8	13:28.775
5	1:55.019	34.814	40.852	39.353	227.4	15:23.794
6	1:48.817	34.532	34.664	39.621	227.4	17:12.611
7	1:48.357	34.384	34.595	39.378	227.4	19:00.968
8	1:57.042 B	34.570	34.756	47.716	226.9	20:58.010
9	17:07.440	...	40.572	42.480		38:05.450
10	1:55.948	37.204	36.662	42.082	214.3	40:01.398
11	1:52.126	36.870	35.303	39.953	224.5	41:53.524
12	1:48.083	34.630	34.419	39.034	231.8	43:41.607
13	1:47.561	34.257	34.173	39.131	228.8	45:29.168
14	1:47.115	34.166	33.904	39.045	227.8	47:16.283
15	1:48.458	34.686	34.544	39.228	230.8	49:04.741
16	1:47.639	34.070	34.576	38.993	228.8	50:52.380
17	1:47.947	34.550	34.243	39.154	228.3	52:40.327
18	2:10.711 B	37.386	40.959	52.366	228.3	54:51.038

88 Miki BLASCOS ESP						
Monlau Motorsport			TATUUS T-421			
1	5:27.755	4:07.850	38.310	41.595		5:27.755
2	1:56.947	40.045	36.947	39.955	183.1	7:24.702
3	1:50.229	36.491	34.620	39.118	206.5	9:14.931
4	1:46.941	34.065	34.064	38.812	227.4	11:01.872
5	1:46.558	33.841	33.825	38.892	226.4	12:48.430
6	1:46.403	33.610	33.984	38.809	227.8	14:34.833
7	1:48.265	33.666	33.892	40.707	229.8	16:23.098
8	1:48.854	34.424	34.708	39.722	228.3	18:11.952
9	1:46.647	34.030	33.804	38.813	233.8	19:58.599
10	1:46.450	33.868	33.747	38.835	232.8	21:45.049
11	1:46.714	33.567	33.753	39.394	230.3	23:31.763
12	1:55.793 B	33.821	33.941	48.031	229.3	25:27.556
13	15:53.853	...	35.343	39.535		41:21.409
14	1:48.040	34.794	34.413	38.833	218.6	43:09.449
15	1:47.006	34.066	34.052	38.888	227.4	44:56.455
16	1:46.770	33.826	34.000	38.944	227.4	46:43.225
17	1:46.967	33.794	33.969	39.204	229.3	48:30.192
18	1:46.947	33.899	34.031	39.017	228.3	50:17.139
19	1:46.612	33.775	33.920	38.917	227.8	52:03.751
20	1:57.688 B	33.822	34.583	49.283	227.8	54:01.439

94 Jorden MOODLEY ZAF						
G4			TATUUS T-421			
1	3:37.742	2:16.171	37.968	43.603		3:37.742
2	1:54.321	39.003	35.501	39.817	211.8	5:32.063
3	1:48.682	35.164	34.515	39.003	222.7	7:20.745
4	1:48.705	34.934	34.439	39.332	227.4	9:09.450

96 Andre RODRIGUEZ USA						
GRS			TATUUS T-421			
1	2:23.774	1:05.923	37.452	40.399		2:23.774
2	1:52.707	36.784	35.196	40.727	219.5	4:16.481
3	1:48.656	35.275	34.614	38.767	224.5	6:05.137
4	1:49.134	35.769	34.815	38.550	229.3	7:54.271
5	1:48.097	34.567	34.412	39.118	228.3	9:42.368
6	1:47.973	34.318	34.487	39.168	230.3	11:30.341
7	1:47.382	33.961	34.538	38.883	230.3	13:17.723
8	1:47.833	34.123	34.554	39.156	230.3	15:05.556
9	1:50.771	34.203	34.416	42.152	231.3	16:56.327
10	2:00.640 B	...	47.692	227.4		18:56.967
11	12:27.731	...	35.159	39.597		31:24.698
12	1:47.737	34.377	34.440	38.920	226.4	33:12.435
13	1:47.934	34.223	34.401	39.310	225.5	35:00.369
14	1:54.818 B	34.389	34.403	46.026	224.5	36:55.187
15	4:33.137	3:14.498	37.916	40.723		41:28.324
16	1:53.065	35.288	35.088	42.689	221.8	43:21.389
17	1:48.350	34.362	34.633	39.355	226.9	45:09.739
18	1:47.137	34.012	33.875	39.250	227.8	46:56.876
19	1:50.388	36.266	35.201	38.921	227.8	48:47.264
20	1:46.644	33.762	34.083	38.799	230.3	50:33.908
21	1:50.376	34.693	34.254	41.429	228.3	52:24.284
22	2:05.656 B	33.827	35.205	56.624	231.8	54:29.940