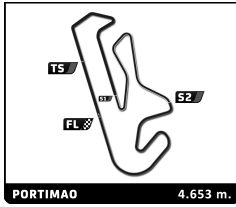


EURO CUP 3

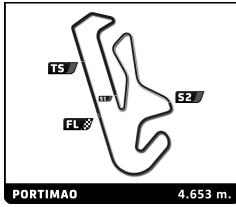


Eurocup3 Official Collective Test - PORTIMAO Day 1 - Session 1

Sector Analysis

— Invalidated Lap							■ Personal Best							■ Session Best							■ Crossing the pit lane						
Lap	Time	Sector 1	Sector 2	Sector 3	T.Spd	Elapsed	Lap	Time	Sector 1	Sector 2	Sector 3	T.Spd	Elapsed	Lap	Time	Sector 1	Sector 2	Sector 3	T.Spd	Elapsed	Lap	Time	Sector 1	Sector 2	Sector 3	T.Spd	Elapsed
2 Kacper SZTUKA POL							Dallara 326							7 1:44.298 32.215 35.640 36.443 240.5 17:56.953							8 1:38.399 31.669 31.097 35.633 240.5 19:35.352						
Tecnicar							9 1:38.525 31.497 31.056 35.972 240.5 21:13.877							10 1:46.540B 32.406 31.352 42.782 240.0 23:00.417							11 9:23.015 8:12.227 34.533 36.255 32:23.432						
1	9:07.294B	7:30.726	41.722	54.846		9:07.294	12	1:39.235	32.072	31.236	35.927	236.3	34:02.667	13	1:38.622	31.850	31.066	35.706	238.9	35:41.289	14	1:38.238	31.671	30.929	35.638	240.5	37:19.527
2	5:26.353	4:07.061	37.504	41.788		14:33.647	15	1:45.092B 31.357	30.927	42.808	241.6	39:04.619	16	6:39.068	5:26.086	34.868	38.114		45:43.687	17	1:44.431	34.468	33.886	36.077	205.3	47:28.118	
3	1:46.768	36.874	33.191	36.703	228.3	16:20.415	18	1:38.908	31.939	31.494	35.475	233.3	49:07.026	19	1:37.888	31.560	31.002	35.326	235.3	50:44.914	20	1:37.900	31.459	30.998	35.443	234.8	52:22.814
4	1:40.416	32.628	31.651	36.137	235.3	18:00.831	21	1:37.777	31.525	30.802	35.450	235.3	54:00.591	22	1:37.465	31.348	30.715	35.402	237.9	55:38.056							
5	1:55.120	35.055	40.247	39.818	237.9	19:55.951																					
6	2:03.007B 32.141	36.270	54.596	236.3	21:58.958																						
7	8:47.503	7:24.100	38.340	45.063		30:46.461																					
8	1:39.036	32.071	31.403	35.562	234.3	32:25.497																					
9	1:39.089	31.697	31.210	36.182	238.4	34:04.586																					
10	1:37.920	31.594	30.960	35.366	241.1	35:42.506																					
11	1:45.325B 31.348	30.920	43.057	242.7	37:27.831																						
12	7:49.518	6:26.810	41.497	41.211		45:17.349																					
13	1:44.122	34.987	32.622	36.513	230.8	47:01.471																					
14	1:38.604	31.906	31.159	35.539	234.8	48:40.075																					
15	1:38.672	32.099	30.981	35.592	236.8	50:18.747																					
16	1:46.367	33.907	35.337	37.123	236.8	52:05.114																					
17	1:37.838	31.594	30.953	35.291	237.4	53:42.952																					
18	1:37.423	31.375	30.696	35.352	240.0	55:20.375																					
3 Edouard BORGNA FRA							Dallara 326							6 2:52.694B 1:13.047 39.456 1:00.191 2:52.694													
Drivex							7 5:24.633 4:09.229 36.462 38.942 8:17.327							8 1:46.374 34.816 33.848 37.710 215.1 10:03.701													
1	2:55.945B 1:17.741	39.409	58.795		2:55.945	9	1:42.878	33.967	32.222	36.689	233.3	11:46.579	10	1:40.718	32.607	31.861	36.291	237.4	13:27.338								
2	7:23.181	6:06.798	37.402	38.981		10:19.126	11	1:40.164	32.457	31.785	35.922	237.4	16:48.220	12	1:40.718	32.648	31.686	36.384	237.4	15:08.056							
3	1:44.670	34.527	33.145	36.998	229.3	12:03.796	13	1:39.801	32.229	31.526	36.046	238.4	18:28.021	14	1:40.164	32.457	31.785	35.922	237.4	16:48.220							
4	1:41.607	33.157	32.354	36.096	238.9	13:45.403	15	1:41.407	32.278	32.746	36.383	237.9	20:09.428	16	1:52.039B 32.640	32.645	46.754	238.4	22:01.467								
5	1:40.130	32.294	31.892	35.944	239.5	15:25.533	17	13:56.431	...	36.580	37.874		35:57.898	18	1:42.853	34.051	32.675	36.127	233.8	37:40.751							
6	1:39.389	32.136	31.526	35.727	241.1	17:04.922	19	1:40.775	32.886	31.625	36.264	241.6	39:21.526	20	1:39.104	31.648	31.304	36.152	241.1	41:00.630							
7	1:39.756	32.007	31.855	35.894	242.7	18:44.678	21	1:39.118	31.552	31.573	35.993	243.2	42:39.748	22	1:47.877	31.427	34.106	42.344	245.5	44:27.625							
8	1:39.341	32.175	31.673	35.493	246.0	20:24.019	23	1:39.451	31.974	31.440	36.037	241.6	46:07.076	24	2:03.131	33.109	38.170	51.852	241.6	48:10.207							
9	1:54.776B 31.812	35.901	47.063	247.1	22:18.795	25	1:39.163	31.994	31.367	35.802	238.9	49:49.370	26	1:51.980B 31.981	31.575	48.424	239.5	51:41.350									
4 Ean EYCKMANS BEL							Dallara 326							7 2:36.698B 1:08.964 38.707 49.027 2:36.698													
MP Motorsport							8 7:02.060 5:49.195 34.011 38.854 9:38.758							9 1:40.250 32.386 31.640 36.224 237.9 11:19.008													
1	4:23.576	3:11.395	34.384	37.797		4:23.576	10	1:38.934	31.828	31.323	35.783	241.1	12:57.942	11	1:38.497	31.701	31.102	35.694	243.8	14:36.439							
2	1:44.721	34.305	33.485	36.931	207.7	6:08.297	12	1:37.738	31.313	31.031	35.394	243.8	16:14.177	13	1:44.168	31.460	34.806	37.902	243.8	17:58.345							
3	1:40.670	32.576	32.190	35.904	236.8	7:48.967	14	1:37.948	31.357	30.993	35.598	244.3	19:36.293	15	1:37.739	31.313	30.966	35.460	244.9	21:14.032							
4	1:39.474	32.242	31.172	36.060	236.8	9:28.441	16	1:37.556	31.463	30.883	35.210	242.7	22:51.588	17	1:49.189B 32.624	31.778	44.787	243.2	24:40.777								
5	1:50.745B 32.694	31.846	46.205	238.9	11:19.186	18	12:02.325	...	35.344	39.931		36:43.102	19	1:48.599	33.702	32.351	42.546	235.8	38:31.701								
6	29:31.805	...	36.157	37.417		40:50.991	20	1:40.767	32.763	31.435	36.569	224.1	40:12.468	21	1:37.379	30.849	30.876	35.654	243.2	41:49.847							
7	1:41.485	33.808	31.819	35.858	229.8	42:32.476																					
8	1:37.780	31.215	31.100	35.465	240.0	44:10.256																					
9	1:38.361	31.635	31.155	35.571	238.9	45:48.617																					
10	1:38.009	31.469	31.032	35.508	238.9	47:26.626																					
11	1:38.643	31.658	31.261	35.724	237.9	49:05.269																					
12	1:48.684B 31.619	31.652	45.413	237.9	50:53.953																						
5 Patrick HEUZENROEDER AUS							Dallara 326																				
Griffin Core							1 4:28.642B 3:00.603 37.375 50.664 4:28.642																				
1	4:28.642B 3:00.603	37.375	50.664		4:28.642	2	4:59.132	3:44.280	36.139	38.713		9:27.774															
2	4:59.132	3:44.280	36.139	38.713		9:27.774	3	1:46.208	36.302	33.546	36.360	198.9	11:13.982														
3	1:46.208	36.302	33.546	36.360	198.9	11:13.982	4	1:40.681	32.292	32.188	36.201	234.3	12:54.663														
4	1:40.681	32.292	32.188	36.201	234.3	12:54.663	5	1:39.212	31.694	31.624	35.894	236.3	14:33.875														
5	1:39.212	31.694	31.624	35.894	236.3	14:33.875	6	1:38.780	31.763	31.323	35.694	238.4	16:12.655														
6	1:38.780	31.763	31.323	35.694	238.4	16:12.655																					

EURO CUP 3



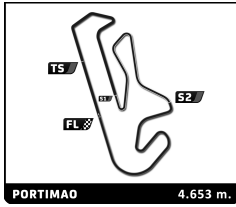
Eurocup3 Official Collective Test - PORTIMAO Day 1 - Session 1

Sector Analysis

— Invalidated Lap ■ Personal Best ■ Session Best B Crossing the pit lane

Lap	Time	Sector 1	Sector 2	Sector 3	T.Sp	Elapsed	Lap	Time	Sector 1	Sector 2	Sector 3	T.Sp	Elapsed
16	1:37.400	30.763	30.803	35.834	243.8	43:27.247	7	1:38.816	31.639	31.443	35.734	241.1	17:54.629
17	1:37.615	31.413	30.914	35.288	241.6	45:04.862	8	1:38.594	31.717	31.162	35.715	241.1	19:33.223
18	1:37.200	31.237	30.763	35.200	243.8	46:42.062	9	1:38.935	31.617	31.052	36.266	240.0	21:12.158
19	1:46.695B	31.400	30.803	44.492	247.7	48:28.757	10	1:45.172B	31.619	31.099	42.454	238.4	22:57.330
8 Alceu FELDMANN BRA							11 Luca VIISOREANU ROU						
MP Motorsport Dallara 326							TC Racing Dallara 326						
1	2:24.039B	58.232	36.972	48.835		2:24.039	1	3:04.477B	1:28.085	38.971	57.421		3:04.477
2	7:15.684	6:01.492	35.855	38.337		9:39.723	2	8:16.385	7:02.660	35.679	38.046		11:20.862
3	1:44.101	34.114	32.452	37.535	208.1	11:23.824	3	1:46.209	33.744	35.467	36.998	233.3	13:07.071
4	1:41.072	32.304	32.236	36.532	235.3	13:04.896	4	1:41.686	32.992	32.097	36.597	236.8	14:48.757
5	1:39.816	32.177	31.625	36.014	235.8	14:44.712	5	1:42.977	32.289	32.413	38.275	237.4	16:31.734
6	1:38.877	31.759	31.494	35.624	236.8	16:23.589	6	1:40.018	32.281	31.696	36.041	240.0	18:11.752
7	1:39.060	31.778	31.309	35.973	236.3	18:02.649	7	1:39.916	32.158	31.681	36.077	240.5	19:51.668
8	1:50.896B	31.865	33.872	45.159	237.4	19:53.545	8	1:39.918	32.210	31.579	36.129	238.9	21:31.586
9	12:16.911	...	34.404	39.042		32:10.456	9	1:48.481B	32.356	31.756	44.369	238.9	23:20.067
10	1:41.848	34.185	31.958	35.705	206.9	33:52.304	10	6:23.179	5:09.279	36.034	37.866		29:43.246
11	1:38.625	32.001	31.067	35.557	237.9	35:30.929	11	1:41.912	33.799	32.032	36.081	219.5	31:25.158
12	1:42.102	34.024	32.074	36.004	240.0	37:13.031	12	1:38.910	32.026	31.313	35.571	237.4	33:04.068
13	1:38.047	31.498	31.024	35.525	237.9	38:51.078	13	1:38.428	31.691	31.101	35.636	238.9	34:42.496
14	1:38.412	31.540	30.860	36.012	237.9	40:29.490	14	1:38.842	31.686	30.942	36.214	241.1	36:21.338
15	1:42.699	31.882	34.362	36.455	238.4	42:12.189	15	1:38.583	31.631	31.281	35.671	240.5	37:59.921
16	1:40.838	30.924	31.089	38.825	237.4	43:53.027	16	1:47.604	33.348	35.168	39.088	241.6	39:47.525
17	1:46.568B	31.119	31.295	44.154	234.3	45:39.595	17	1:38.156	31.206	31.037	35.913	240.0	41:25.681
9 Thomas STRAUVEN BEL							12 Gianmarco PRADEL AUS						
Griffin Core Dallara 326							MP Motorsport Dallara 326						
1	7:49.298B	6:27.925	34.967	46.406		7:49.298	1	5:56.105	4:32.443	39.453	44.209		5:56.105
2	4:59.358	3:47.254	34.289	37.815		12:48.656	2	1:46.078	36.392	32.696	36.990	200.4	7:42.183
3	1:42.866	33.965	32.309	36.592	215.1	14:31.522	3	1:40.875	32.710	31.990	36.175	230.8	9:23.058
4	1:39.566	32.128	31.313	36.125	240.0	16:11.088	4	1:39.923	32.211	31.951	35.761	232.8	11:02.981
5	1:39.410	32.184	31.048	36.178	241.1	17:50.498	5	1:39.419	32.177	31.029	36.213	235.3	12:42.400
6	1:39.132	31.889	31.207	36.036	241.1	19:29.630	6	1:38.372	31.813	30.993	35.566	236.3	14:20.772
7	1:38.510	31.644	31.122	35.744	241.1	21:08.140	7	1:38.354	31.980	30.995	35.379	236.8	15:59.126
8	1:38.797	31.705	31.103	35.989	240.5	22:46.937	8	1:45.050B	31.802	31.028	42.220	237.9	17:44.176
9	1:38.792	31.535	31.025	36.232	242.7	24:25.729	9	12:32.732	...	33.815	38.194		30:16.908
10	1:47.670B	31.946	31.261	44.463	241.1	26:13.399	10	1:42.451	34.780	31.803	35.868	201.5	31:59.359
11	13:42.622	...	36.022	38.931		39:56.021	11	1:38.815	31.579	31.773	35.463	236.3	33:38.174
12	1:49.848	34.543	33.990	41.315	225.9	41:45.869	12	1:37.914	31.512	31.068	35.334	237.4	35:16.088
13	1:38.877	31.512	31.360	36.005	239.5	43:24.746	13	1:37.957	31.470	30.720	35.767	238.4	36:54.045
14	1:38.571	31.486	31.082	36.003	238.9	45:03.317	14	1:37.957	31.440	30.854	35.663	237.9	38:32.002
15	1:38.474	31.660	30.938	35.876	241.1	46:41.791							
16	1:38.819	32.235	31.189	35.395	240.5	48:20.610							
17	1:38.095	31.669	31.097	35.329	241.1	49:58.705							
18	1:37.752	31.353	30.922	35.477	242.2	51:36.457							
19	1:38.009	31.463	31.143	35.403	240.5	53:14.466							
20	1:37.756	31.379	30.841	35.536	240.0	54:52.222							
21	1:44.493B	31.302	31.007	42.184	242.2	56:36.715							
10 Enzo TARNVANICHKUL THA													
Griffin Core Dallara 326													
1	2:53.039B	1:15.910	37.538	59.591		2:53.039							
2	6:35.965	5:20.752	36.043	39.170		9:29.004							
3	1:46.235	36.199	33.503	36.533	209.7	11:15.239							
4	1:41.618	32.248	31.473	37.897	237.9	12:56.857							
5	1:39.442	32.234	31.391	35.817	237.9	14:36.299							
6	1:39.514	32.267	31.478	35.769	238.9	16:15.813							

EURO CUP 3



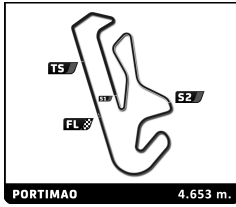
Eurocup3 Official Collective Test - PORTIMAO Day 1 - Session 1

Sector Analysis

— Invalidated Lap ■ Personal Best ■ Session Best B Crossing the pit lane

Lap	Time	Sector 1	Sector 2	Sector 3	T.Sp	Elapsed	Lap	Time	Sector 1	Sector 2	Sector 3	T.Sp	Elapsed
15	1:38.557	31.676	30.946	35.935	238.9	40:10.559	2	7:38.334	6:19.361	38.384	40.589		12:00.265
16	1:43.535 B	30.990	30.957	41.588	238.4	41:54.094	3	1:54.332	41.354	34.246	38.732	149.8	13:54.597
17	8:29.783	7:20.373	33.265	36.145		50:23.877	4	1:46.480	36.544	33.040	36.896	158.1	15:41.077
18	1:38.526	31.748	31.023	35.755	236.3	52:02.403	5	1:41.767	33.461	31.978	36.328	229.3	17:22.844
19	1:38.964	31.772	30.989	36.203	235.8	53:41.367	6	2:06.888 B	37.898	38.266	50.724	243.8	19:29.732
20	1:37.376	31.047	30.717	35.612	238.4	55:18.743	7	9:51.158	8:34.429	36.605	40.124		29:20.890
14	Keanu AL AZHARI					ARE	8	1:45.927	36.132	33.347	36.448	210.9	31:06.817
	Hitech Grand Prix					Dallara 326	9	1:40.385	32.949	31.452	35.984	233.3	32:47.202
1	21:39.400	...	37.305	38.668		21:39.400	10	1:39.504	32.361	31.526	35.617	234.8	34:26.706
2	1:44.804	34.119	33.108	37.577	231.8	23:24.204	11	1:39.247	32.300	31.240	35.707	236.8	36:05.953
3	1:41.669	33.461	31.987	36.221	236.8	25:05.873	12	1:58.276 B	40.011	33.851	44.414	214.7	38:04.229
4	1:39.089	31.948	31.647	35.494	237.4	26:44.962	13	7:57.018	6:40.380	36.348	40.290		46:01.247
5	1:37.954	31.479	31.129	35.346	237.9	28:22.916	14	1:49.688	38.563	33.590	37.535	176.8	47:50.935
6	1:45.060	31.442	35.527	38.091	238.4	30:07.976	15	1:42.524	32.944	33.584	35.996	229.3	49:33.459
7	1:38.710	31.566	31.064	36.080	238.4	31:46.686	16	1:39.952	32.369	31.775	35.808	237.4	51:13.411
8	1:37.396	30.926	31.006	35.464	238.9	33:24.082	17	1:38.370	31.776	31.022	35.572	236.3	52:51.781
9	1:38.185	31.424	31.005	35.756	239.5	35:02.267	18	1:38.295	31.779	31.078	35.438	237.9	54:30.076
10	1:43.497 B	30.796	31.072	41.629	241.6	36:45.764	19	1:47.094 B	31.864	31.613	43.617	238.9	56:17.170
16	Bianca BUSTAMANTE					PHL	23	Stefan BOSTANDJIEV					BGR
	Palou Motorsport					Dallara 326		Hitech Grand Prix					Dallara 326
1	2:43.075 B	1:08.377	39.747	54.951		2:43.075	1	22:10.548	...	37.880	39.261		22:10.548
2	34:42.367	...	37.639	39.435		37:25.442	2	1:43.582	34.642	32.384	36.556	236.8	23:54.130
3	1:50.471	37.910	33.671	38.890	203.4	39:15.913	3	1:39.999	32.334	31.504	36.161	236.8	25:34.129
4	1:43.670	35.539	31.739	36.392	203.0	40:59.583	4	1:39.770	32.393	31.432	35.945	235.3	27:13.899
5	1:39.647	31.746	31.627	36.274	243.8	42:39.230	5	1:39.823	31.967	31.339	36.517	236.3	28:53.722
6	1:39.899	31.435	31.473	36.991	241.1	44:19.129	6	1:41.061	31.861	32.236	36.964	236.8	30:34.783
7	1:51.237	31.834	31.258	48.145	238.4	46:10.366	7	1:39.118	32.040	31.142	35.936	236.8	32:13.901
8	1:49.176	31.631	38.412	39.133	235.3	47:59.542	8	1:42.461	34.737	31.932	35.792	238.4	33:56.362
9	1:45.656	31.825	31.615	42.216	235.8	49:45.198	9	1:38.673	31.731	31.322	35.620	241.1	35:35.035
10	1:54.180 B	31.235	31.439	51.506	239.5	51:39.378	10	1:47.547 B	32.198	31.584	43.765	241.6	37:22.582
20	Benjamin BECKLEY					GRI	26	Tommy HARFIELD					UK
	Tecnicar					Dallara 326		Double R					Dallara 326
1	2:59.957 B	1:20.392	41.320	58.245		2:59.957	1	3:33.465 B	2:00.588	40.253	52.624		3:33.465
2	5:35.680	4:18.658	37.072	39.950		8:35.637	2	2:29.651 B	1:06.348	35.686	47.617		6:03.116
3	1:50.767	36.869	34.903	38.995	223.6	10:26.404	3	9:17.204	8:05.032	34.450	37.722		15:20.320
4	1:47.228	35.347	33.784	38.097	225.9	12:13.632	4	1:42.731	33.912	32.551	36.268	231.3	17:03.051
5	1:52.326 B	33.928	32.847	45.551	229.3	14:05.958	5	1:41.060	33.086	32.061	35.913	235.8	18:44.111
6	13:00.919	...	38.704	39.351		27:06.877	6	1:39.544	32.305	31.463	35.776	236.8	20:23.655
7	1:44.891	34.659	32.975	37.257	222.7	28:51.768	7	1:40.674	32.866	32.107	35.701	237.4	22:04.329
8	1:45.172	33.622	33.052	38.498	227.4	30:36.940	8	1:38.978	32.297	31.160	35.521	238.4	23:43.307
9	1:41.520	32.862	31.527	37.131	238.4	32:18.460	9	1:38.712	32.004	31.158	35.550	239.5	25:22.019
10	1:42.091	32.805	32.459	36.827	233.8	34:00.551	10	1:46.097 B	32.260	31.493	42.344	237.9	27:08.116
11	1:45.119	36.890	31.783	36.446	237.4	35:45.670	11	7:46.367	6:38.033	32.404	35.930		34:54.483
12	1:40.552	32.703	31.635	36.214	237.4	37:26.222	12	1:40.044	32.945	31.433	35.666	237.4	36:34.527
13	1:39.940	32.439	31.464	36.037	236.8	39:06.162	13	1:38.830	31.982	31.121	35.727	238.9	38:13.357
14	1:40.919	32.555	31.414	36.950	236.8	40:47.081	14	1:39.208	31.818	31.251	36.139	239.5	39:52.565
15	1:52.456 B	32.974	32.569	46.913	236.8	42:39.537	15	1:38.647	31.411	31.082	36.154	239.5	41:31.212
16	9:48.240	8:37.111	34.122	37.007		52:27.777	16	1:38.474	31.310	31.079	36.085	239.5	43:09.686
17	1:44.065	32.854	31.466	39.745	231.3	54:11.842	17	1:38.708	31.486	31.399	35.823	237.4	44:48.394
18	1:40.463	32.457	31.802	36.204	235.3	55:52.305	18	1:44.488 B	31.914	31.232	41.342	238.9	46:32.882
22	Adam AL AZHARI					UAE	27	Heitor DALL'AGNOL					BRA
	Tecnicar					Dallara 326		Palou Motorsport					Dallara 326
1	4:21.931 B	2:47.422	39.362	55.147		4:21.931	1	2:47.618 B	1:11.246	38.971	57.401		2:47.618
							2	34:44.457	...	39.072	43.682		37:32.075

EURO CUP 3

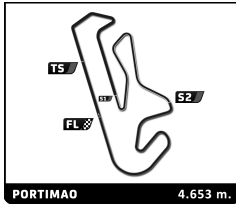


Eurocup3 Official Collective Test - PORTIMAO Day 1 - Session 1

Sector Analysis

— Invalidated Lap						■ Personal Best		■ Session Best		■ Crossing the pit lane			
Lap	Time	Sector 1	Sector 2	Sector 3	T.Spd	Elapsed	Lap	Time	Sector 1	Sector 2	Sector 3	T.Spd	Elapsed
3	1:46.269	36.322	32.357	37.590	200.0	39:18.344	5	1:39.946	32.264	32.024	35.658	237.9	14:18.595
4	1:47.325	35.670	32.144	39.511	201.1	41:05.669	6	1:38.743	31.963	31.263	35.517	238.4	15:57.338
5	1:39.013	31.486	31.075	36.452	238.4	42:44.682	7	1:38.496	31.836	31.068	35.592	239.5	17:35.834
6	1:39.315	31.181	31.737	36.397	237.9	44:23.997	8	1:40.340	31.770	31.359	37.211	239.5	19:16.174
7	1:45.621	31.265	31.110	43.246	237.9	46:09.618	9	2:07.919	38.515	48.457	40.947	201.9	21:24.093
8	1:58.470	31.713	40.250	46.507	238.9	48:08.088	10	1:46.331 B	31.860	31.317	43.154	238.9	23:10.424
9	1:38.739	31.971	31.125	35.643	235.3	49:46.827	11	11:42.266	...	37.305	39.312	...	34:52.690
10	1:38.647	31.601	30.986	36.060	239.5	51:25.474	12	1:48.263	37.366	33.149	37.748	194.9	36:40.953
11	1:43.232	31.196	30.826	41.210	236.3	53:08.706	13	1:38.124	31.868	31.001	35.255	240.5	38:19.077
12	1:38.110	31.209	30.913	35.988	236.8	54:46.816	14	1:38.167	31.481	30.903	35.783	242.7	39:57.244
13	1:37.264	31.146	30.897	35.221	238.9	56:24.080	15	1:38.584	31.983	31.082	35.519	245.5	41:35.828
31 Renzo BARBUY ARG						39 Santino PANETTA ARG							
TC Racing Dallara 326						Hitech Grand Prix Dallara 326							
1	3:30.508 B	1:58.063	40.363	52.082	...	3:30.508	1	21:54.820	...	36.188	37.669	...	21:54.820
2	6:58.898	5:45.558	35.480	37.860	...	10:29.406	2	1:42.174	33.853	32.254	36.067	234.3	23:36.994
3	1:49.433	35.997	33.741	39.695	217.3	12:18.839	3	1:39.997	32.410	31.663	35.924	237.9	25:16.991
4	1:42.869	33.710	32.515	36.644	229.3	14:01.708	4	2:00.475	50.496	33.942	36.037	237.9	27:17.466
5	1:41.060	32.749	31.977	36.334	235.3	15:42.768	5	1:38.955	31.999	31.326	35.630	237.9	28:56.421
6	1:41.012	32.515	32.174	36.323	236.8	17:23.780	6	1:39.758	31.863	31.452	36.443	237.4	30:36.179
7	1:40.229	32.443	31.603	36.183	241.1	19:04.009	7	1:38.740	31.852	31.086	35.802	240.5	32:14.919
8	1:41.088	32.547	31.619	36.922	237.4	20:45.097	8	1:39.543	32.701	31.291	35.551	242.2	33:54.462
9	1:40.090	32.369	31.678	36.043	235.3	22:25.187	9	1:38.532	31.764	31.251	35.517	242.2	35:32.994
10	1:40.891	32.306	31.590	36.995	236.8	24:06.078	10	1:44.933 B	31.701	31.128	42.104	243.2	37:17.927
11	1:48.318 B	32.225	31.540	44.553	237.9	25:54.396	41 Alex POWELL USA						
12	8:13.947	7:01.228	35.287	37.432	...	34:08.343	Griffin Core Dallara 326						
13	1:40.764	33.064	31.818	35.882	234.8	35:49.107	1	4:51.264 B	3:24.505	37.388	49.371	...	4:51.264
14	1:39.609	32.125	31.409	36.075	241.1	37:28.716	2	7:56.774	6:44.615	34.468	37.691	...	12:48.038
15	1:39.672	31.973	31.595	36.104	238.9	39:08.388	3	1:42.351	34.122	31.990	36.239	231.8	14:30.389
16	1:39.502	31.942	31.347	36.213	237.4	40:47.890	4	1:39.390	32.240	31.344	35.806	237.9	16:09.779
17	1:40.153	31.479	31.287	37.387	240.5	42:28.043	5	1:38.653	31.939	31.073	35.641	239.5	17:48.432
18	1:39.013	31.542	31.538	35.933	235.3	44:07.056	6	1:39.623	32.023	31.006	36.594	239.5	19:28.055
19	1:42.784	33.872	32.546	36.366	234.3	45:49.840	7	1:38.205	31.763	31.033	35.409	239.5	21:06.260
20	1:46.666 B	31.961	31.538	43.167	237.4	47:36.506	8	1:38.178	31.596	31.062	35.520	239.5	22:44.438
33 Rafael PERARD FRA						41 Alex POWELL USA							
Palou Motorsport Dallara 326						Griffin Core Dallara 326							
1	2:39.341 B	1:07.432	40.092	51.817	...	2:39.341	9	1:38.213	31.428	31.019	35.766	242.2	24:22.651
2	34:59.760	...	38.870	41.850	...	37:39.101	10	1:38.236	31.483	31.015	35.738	241.1	26:00.887
3	1:50.806	36.952	34.102	39.752	209.7	39:29.907	11	1:46.650 B	31.794	31.852	43.004	239.5	27:47.537
4	1:44.457	34.187	33.334	36.936	220.4	41:14.364	12	12:07.740	...	35.571	39.874	...	39:55.277
5	1:39.824	31.724	31.587	36.513	237.4	42:54.188	13	1:49.345	34.542	33.848	40.955	235.3	41:44.622
6	1:39.371	31.426	31.444	36.501	236.8	44:33.559	14	1:38.696	31.395	31.162	36.139	238.9	43:23.318
7	1:38.545	31.325	31.344	35.876	238.9	46:12.104	15	1:37.767	31.125	31.130	35.512	237.9	45:01.085
8	1:53.120	35.017	36.622	41.481	242.7	48:05.224	16	1:37.810	31.372	30.906	35.532	241.1	46:38.895
9	1:38.230	31.405	31.316	35.509	235.8	49:43.454	17	1:38.953	31.454	31.167	36.332	241.6	48:17.848
10	1:54.642	36.313	38.446	39.883	237.4	51:38.096	18	1:37.917	31.563	31.011	35.343	239.5	49:55.765
11	1:39.765	31.902	31.188	36.675	238.4	53:17.861	19	1:37.816	31.270	30.953	35.593	240.5	51:33.581
12	1:38.685	31.226	31.169	36.290	238.9	54:56.546	20	1:47.528	31.716	37.893	37.919	241.6	53:21.109
13	1:37.484	30.944	31.144	35.396	241.6	56:34.030	21	1:37.792	31.510	30.709	35.573	241.6	54:58.901
37 Filippo FIORENTINO BRA						44 Rayan CARETTI FRA							
Drivex Dallara 326						GRS Dallara 326							
1	2:51.200 B	1:12.102	39.247	59.851	...	2:51.200	1	1:48.673 B	31.936	31.049	45.688	243.2	56:47.574
2	6:17.529	4:59.414	38.080	40.035	...	9:08.729							
3	1:46.773	36.603	34.124	36.046	189.8	10:55.502							
4	1:43.147	32.645	31.509	38.993	236.8	12:38.649							

EURO CUP 3



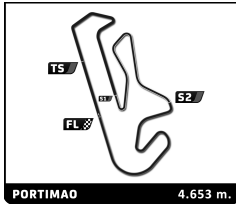
Eurocup3 Official Collective Test - PORTIMAO Day 1 - Session 1

Sector Analysis

— Invalidated Lap ■ Personal Best ■ Session Best B Crossing the pit lane

Lap	Time	Sector 1	Sector 2	Sector 3	T.Spd	Elapsed	Lap	Time	Sector 1	Sector 2	Sector 3	T.Spd	Elapsed
1	3:06.919B	1:35.932	36.510	54.477		3:06.919	20	1:39.891	31.988	31.534	36.369	236.8	51:32.789
2	3:24.118	2:10.346	33.167	40.605		6:31.037	21	1:50.581	36.344	35.780	38.457	234.8	53:23.370
3	1:42.119	33.135	32.497	36.487	232.8	8:13.156	22	1:49.641B	32.419	31.404	45.818	237.9	55:13.011
4	1:40.304	32.518	31.824	35.962	236.8	9:53.460	77 Bart HARRISON GBR						
5	1:39.311	32.106	31.454	35.751	236.3	11:32.771	Double R Dallara 326						
6	1:39.327	31.977	31.528	35.822	237.9	13:12.098	1	2:43.309	1:22.618	38.264	42.427		2:43.309
7	1:38.861	31.849	31.402	35.610	239.5	14:50.959	2	1:50.980	36.380	35.288	39.312	218.2	4:34.289
8	1:39.137	31.761	31.385	35.991	241.1	16:30.096	3	1:42.096	33.646	32.011	36.439	225.0	6:16.385
9	1:38.740	31.846	31.143	35.751	240.0	18:08.836	4	1:39.925	32.337	31.477	36.111	235.3	7:56.310
10	1:51.496B	31.854	31.658	47.984	240.0	20:00.332	5	1:40.686	32.093	31.995	36.598	236.3	9:36.996
11	14:53.056	...	37.142	38.861		34:53.388	6	1:38.844	31.818	31.172	35.854	236.8	11:15.840
12	1:48.103	37.302	34.002	36.799	157.9	36:41.491	7	1:50.179B	32.436	31.538	46.205	243.8	13:06.019
13	1:39.167	32.113	31.507	35.547	241.6	38:20.658	8	7:45.462	6:34.359	33.734	37.369		20:51.481
14	1:39.020	31.728	31.287	36.005	242.2	39:59.678	9	1:39.640	32.005	31.447	36.188	236.3	22:31.121
15	1:39.095	31.475	31.566	36.054	241.6	41:38.773	10	1:38.234	31.375	31.180	35.679	238.9	24:09.355
16	1:38.482	31.142	31.039	36.301	240.5	43:17.255	11	1:38.078	31.515	30.890	35.673	240.5	25:47.433
17	1:38.315	31.281	31.331	35.703	238.4	44:55.570	12	1:54.186	40.387	35.276	38.523	206.5	27:41.619
18	1:38.815	31.642	31.107	36.066	242.2	46:34.385	13	1:40.710	31.723	31.070	37.917	236.8	29:22.329
19	1:49.723	36.962	36.236	36.525	221.8	48:24.108	14	1:38.475	31.699	31.138	35.638	235.8	31:00.804
20	1:48.134B	31.758	32.267	44.109	240.0	50:12.242	15	1:50.291	31.781	34.706	43.804	237.4	32:51.095
48 James EGOZI USA							77 Bart HARRISON GBR						
Palou Motorsport Dallara 326							Double R Dallara 326						
1	2:35.186B	1:05.912	38.759	50.515		2:35.186	16	1:38.220	31.519	31.199	35.502	238.9	34:29.315
2	34:49.466	...	39.167	39.257		37:24.652	17	1:47.663B	31.604	31.574	44.485	239.5	36:16.978
3	1:50.883	38.069	33.849	38.965	192.2	39:15.535	18	8:30.595	7:12.616	36.485	41.494		44:47.573
4	1:43.790	35.141	31.874	36.775	215.6	40:59.325	19	1:49.816	35.638	36.036	38.142	188.8	46:37.389
5	1:38.953	31.473	31.379	36.101	237.9	42:38.278	20	1:41.675	32.259	32.730	36.686	235.8	48:19.064
6	1:38.516	31.155	31.109	36.252	237.4	44:16.794	21	1:38.069	31.668	30.926	35.475	238.9	49:57.133
7	1:54.771	36.977	38.737	39.057	196.7	46:11.565	22	1:37.499	31.327	30.798	35.374	240.5	51:34.632
8	1:42.390	31.458	32.990	37.942	241.1	47:53.955	23	1:44.750	33.895	33.565	37.290	240.0	53:19.382
9	1:38.350	31.609	31.086	35.655	236.8	49:32.305	24	1:47.385B	31.625	31.043	44.717	238.4	55:06.767
10	1:37.978	31.434	31.067	35.477	237.4	51:10.283	84 Genaro TRAPPA ARG						
11	1:38.147	31.452	31.024	35.671	236.3	52:48.430	Hitech Grand Prix Dallara 326						
12	1:48.565B	31.541	32.453	44.571	237.9	54:36.995	1	22:09.984	...	39.768	39.346		22:09.984
70 Jakob BERGMEISTER DEU							84 Genaro TRAPPA ARG						
GRS Dallara 326							Hitech Grand Prix Dallara 326						
1	3:38.919B	1:57.360	44.971	56.588		3:38.919	2	1:48.008	36.334	34.223	37.451	225.9	23:57.992
2	4:49.337	3:32.979	37.172	39.186		8:28.256	3	1:43.791	33.926	33.394	36.471	237.4	25:41.783
3	1:47.402	35.800	34.030	37.572	226.9	10:15.658	4	1:40.600	32.581	31.939	36.080	235.3	27:22.383
4	1:54.681B	34.241	32.811	47.629	230.8	12:10.339	5	1:39.390	32.047	31.364	35.979	236.8	29:01.773
5	3:55.970	2:46.025	33.347	36.598		16:06.309	6	1:39.893	32.250	31.486	36.157	236.3	30:41.666
6	1:45.960	32.835	36.070	37.055	234.3	17:52.269	7	1:39.291	31.854	31.599	35.838	237.9	32:20.957
7	1:45.360	32.402	31.433	41.525	238.4	19:37.629	8	1:46.358	32.733	36.476	37.149	238.9	34:07.315
8	1:40.888	32.167	31.442	37.279	240.0	21:18.517	9	1:41.035	33.126	31.215	36.694	239.5	35:48.350
9	1:39.361	32.152	31.453	35.756	237.9	22:57.878	10	1:48.036B	31.959	31.365	44.712	241.1	37:36.386
10	1:39.552	32.092	31.583	35.877	238.4	24:37.430	91 Lorenzo CAMPOS AGO						
11	1:39.540	31.966	31.516	36.058	237.4	26:16.970	Double R Dallara 326						
12	1:39.750	32.240	31.380	36.130	235.3	27:56.720	1	3:26.943	2:09.848	36.700	40.395		3:26.943
13	1:48.670B	32.206	31.426	45.038	236.8	29:45.390	2	1:44.986	35.575	32.672	36.739	211.4	5:11.929
14	11:38.844	...	33.956	37.575		41:24.234	3	1:54.884B	32.867	35.565	46.452	234.3	7:06.813
15	1:47.979	34.644	32.970	40.365	233.8	43:12.213	4	12:07.545	...	33.791	37.188		19:14.358
16	1:40.993	31.656	32.789	36.548	234.8	44:53.206	5	1:43.797	34.399	32.509	36.889	218.2	20:58.155
17	1:39.938	32.084	31.703	36.151	239.5	46:33.144	6	1:39.754	32.064	31.382	36.308	235.8	22:37.909
18	1:40.105	32.235	31.665	36.205	234.8	48:13.249	7	1:39.127	31.702	30.972	36.453	238.4	24:17.036
19	1:39.649	32.084	31.607	35.958	236.8	49:52.898	8	1:38.137	31.638	30.982	35.517	239.5	25:55.173
							91 Lorenzo CAMPOS AGO						
							Double R Dallara 326						
							1 3:26.943 2:09.848 36.700 40.395 3:26.943						
							2 1:44.986 35.575 32.672 36.739 211.4 5:11.929						
							3 1:54.884B 32.867 35.565 46.452 234.3 7:06.813						
							4 12:07.545 ... 33.791 37.188 19:14.358						
							5 1:43.797 34.399 32.509 36.889 218.2 20:58.155						
							6 1:39.754 32.064 31.382 36.308 235.8 22:37.909						
							7 1:39.127 31.702 30.972 36.453 238.4 24:17.036						
							8 1:38.137 31.638 30.982 35.517 239.5 25:55.173						
							9 1:38.890 31.768 31.136 35.986 237.4 27:34.063						
							10 1:50.688B 31.833 31.872 46.983 237.9 29:24.751						
							11 12:26.443 ... 34.085 40.742 41:51.194						

EURO CUP 3



Eurocup3 Official Collective Test - PORTIMAO Day 1 - Session 1

Sector Analysis

— Invalidated Lap ■ Personal Best ■ Session Best B Crossing the pit lane

Lap	Time	Sector 1	Sector 2	Sector 3	T.Spd	Elapsed	Lap	Time	Sector 1	Sector 2	Sector 3	T.Spd	Elapsed
12	1:41.894	32.914	32.241	36.739	227.4	43:33.088							
13	1:39.332	31.767	31.395	36.170	235.3	45:12.420							
14	1:38.366	31.292	30.838	36.236	237.9	46:50.786							
15	1:38.179	31.143	30.968	36.068	238.4	48:28.965							
16	1:38.095	31.216	30.969	35.910	237.9	50:07.060							
17	1:38.033	31.049	31.002	35.982	237.9	51:45.093							
18	1:46.565	31.119	35.546	39.900	237.4	53:31.658							
19	1:50.167 B	31.189	31.654	47.324	237.4	55:21.825							

99	René LAMMERS	NLD				
	MP Motorsport	Dallara 326				
1	12:23.720	...	32.312	36.291		12:23.720
2	1:40.479	33.289	31.540	35.650	203.0	14:04.199
3	1:38.989	32.015	31.329	35.645	237.9	15:43.188
4	1:39.408	32.142	31.417	35.849	244.3	17:22.596
5	1:38.453	31.875	31.034	35.544	238.4	19:01.049
6	1:49.265 B	31.751	31.211	46.303	237.4	20:50.314
7	16:44.652	...	35.516	36.569		37:34.966
8	1:38.471	31.878	31.062	35.531	237.9	39:13.437
9	1:38.394	31.684	30.867	35.843	236.8	40:51.831
10	1:38.997	31.066	30.952	36.979	241.6	42:30.828
11	1:56.338	36.619	38.958	40.761	213.4	44:27.166
12	1:38.173	31.256	31.137	35.780	236.8	46:05.339
13	1:54.552 B	33.971	32.893	47.688	237.4	47:59.891