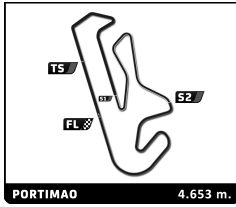


EURO CUP 3

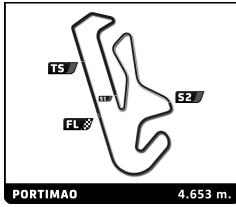


Eurocup3 Official Collective Test - PORTIMAO Day 1 - Session 3

Sector Analysis

___ Invalidated Lap							■ Personal Best		■ Session Best		■ Crossing the pit lane			
Lap	Time	Sector 1	Sector 2	Sector 3	T.Sp	Elapsed	Lap	Time	Sector 1	Sector 2	Sector 3	T.Sp	Elapsed	
2 Kacper SZUKA POL														
Tecnicar Dallara 326														
1	38:47.117	...	35.933	38.008		38:47.117	1	9:55.172	8:43.719	34.893	36.560		9:55.172	
2	1:42.506	33.302	33.069	36.135	234.8	40:29.623	2	1:41.455	32.950	31.672	36.833	203.0	11:36.627	
3	1:38.749	31.998	31.092	35.659	237.4	42:08.372	3	1:38.404	31.606	31.313	35.485	237.9	13:15.031	
4	1:38.390	31.602	31.251	35.537	238.4	43:46.762	4	1:37.928	31.301	31.301	30.885	35.742	240.5	14:52.959
5	1:37.968	31.482	31.020	35.466	238.9	45:24.730	5	1:37.543	31.333	30.913	35.297	241.1	16:30.502	
6	1:55.816	39.798	38.301	37.717	206.1	47:20.546	6	1:47.347 B	32.820	31.778	42.749	240.5	18:17.849	
7	1:37.926	31.556	30.982	35.388	237.9	48:58.472	7	11:46.144	...	32.319	35.566		30:03.993	
8	2:03.707 B	35.658	39.229	48.820	240.5	51:02.179	8	1:38.359	31.612	31.119	35.628	240.0	31:42.352	
9	9:53.738	8:44.055	32.143	37.540		1:00:55.917	9	1:37.823	31.387	31.006	35.430	241.6	33:20.175	
10	1:40.769	31.724	31.136	37.909	240.0	1:02:36.686	10	1:37.877	31.299	31.067	35.511	243.8	34:58.052	
11	1:38.146	31.595	31.108	35.443	240.5	1:04:14.832	11	1:38.147	31.512	31.040	35.595	247.1	36:36.199	
12	1:47.325 B	31.591	31.138	44.596	239.5	1:06:02.157	12	1:47.609 B	31.802	31.560	44.247	241.6	38:23.808	
13	9:50.532	8:15.405	45.712	49.415		1:15:52.689								
14	1:56.012	38.302	36.510	41.200	230.8	1:17:48.701								
15	1:51.788	36.379	34.711	40.698	234.3	1:19:40.489								
16	1:41.230	32.921	31.728	36.581	238.9	1:21:21.719								
17	1:37.797	31.410	30.986	35.401	238.9	1:22:59.516								
18	1:37.532	31.322	30.925	35.285	238.4	1:24:37.048								
19	1:57.332	40.168	37.854	39.310	207.7	1:26:34.380								
20	1:37.883	31.525	30.864	35.494	238.4	1:28:12.263								
21	2:03.699 B	35.419	37.995	50.285	240.0	1:30:15.962								
3 Edouard BORGNA FRA														
Drivex Dallara 326														
1	9:07.855	7:44.277	39.351	44.227		9:07.855	1	5:07.824 B	3:41.550	37.001	49.273		5:07.824	
2	1:54.820	39.612	35.233	39.975	201.9	11:02.675	2	2:26.742 B	58.700	34.856	53.186		7:34.566	
3	1:44.342	33.695	32.990	37.657	235.3	12:47.017	3	3:44.224 B	2:25.355	33.252	45.617		11:18.790	
4	1:58.828 B	34.566	36.318	47.944	238.9	14:45.845	4	2:26.016	1:14.198	33.314	38.504		13:44.806	
5	2:31.033 B	1:08.154	37.294	45.585		17:16.878	5	1:38.746	32.006	31.195	35.545	235.8	15:23.552	
6	2:25.175 B	1:06.205	34.689	44.281		19:42.053	6	1:40.278	31.682	31.052	37.544	236.8	17:03.830	
7	2:24.191 B	1:06.092	33.808	44.291		22:06.244	7	1:45.916	35.429	34.055	36.432	235.8	18:49.746	
8	10:43.495	9:28.390	35.065	40.040		32:49.739	8	1:38.500	31.671	31.128	35.701	236.3	20:28.246	
9	1:43.679	33.449	33.731	36.499	234.8	34:33.418	9	1:38.293	31.607	31.087	35.599	236.3	22:06.539	
10	1:40.692	32.398	32.138	36.156	240.0	36:14.110	10	1:41.805	31.634	33.508	36.663	237.9	23:48.344	
11	1:40.135	32.031	32.200	35.904	240.0	37:54.245	11	1:38.260	31.525	31.117	35.618	237.4	25:26.604	
12	1:39.913	32.105	31.851	35.957	241.6	39:34.158	12	1:55.969 B	33.733	35.846	46.390	237.4	27:22.573	
13	1:48.222	36.694	34.127	37.401	241.1	41:22.380	13	10:31.040	9:17.479	35.817	37.744		37:53.613	
14	1:39.432	32.014	31.473	35.945	239.5	43:01.812	14	1:43.944	34.626	32.793	36.525	216.9	39:37.557	
15	1:50.399	35.771	36.262	38.366	241.1	44:52.211	15	1:39.416	32.537	31.285	35.594	235.3	41:16.973	
16	1:47.169 B	32.116	31.974	43.079	241.6	46:39.380	16	1:38.092	31.575	31.038	35.479	237.9	42:55.065	
17	25:40.700	...	39.264	39.013		1:12:20.080	17	1:38.072	31.638	31.017	35.417	236.8	44:33.137	
18	1:50.251	37.384	35.930	36.937	216.9	1:14:10.331	18	1:38.228	31.635	30.845	35.748	236.3	46:11.365	
19	1:41.767	32.918	32.586	36.263	239.5	1:15:52.098	19	1:37.967	31.661	30.907	35.399	235.8	47:49.332	
20	1:39.718	32.074	31.586	36.058	239.5	1:17:31.816	20	1:53.651 B	31.594	36.339	45.718	237.4	49:42.983	
21	1:38.772	31.796	31.323	35.653	242.2	1:19:10.588	21	11:16.732	...	35.391	38.064		1:00:59.715	
22	1:38.642	31.768	31.069	35.805	242.2	1:20:49.230	22	1:38.461	31.935	30.972	35.554	236.3	1:02:38.176	
23	1:49.880	35.475	37.182	37.223	244.3	1:22:39.110	23	1:38.018	31.649	30.980	35.389	239.5	1:04:16.194	
24	1:40.689	31.992	32.806	35.891	240.0	1:24:19.799	24	1:38.479	31.658	31.250	35.571	238.4	1:05:54.673	
25	1:38.754	31.712	31.248	35.794	240.0	1:25:58.553	25	2:04.343 B	31.610	31.554	1:01.179	237.9	1:07:59.016	
26	1:41.876	31.790	33.316	36.770	241.1	1:27:40.429	26	10:42.941	9:30.257	34.898	37.786		1:18:41.957	
27	1:55.918 B	33.174	34.654	48.090	240.0	1:29:36.347	27	1:43.676	33.774	33.372	36.530	220.4	1:20:25.633	
							28	1:37.826	31.589	30.865	35.372	237.4	1:22:03.459	
							29	1:37.926	31.556	31.004	35.366	236.3	1:23:41.385	
							30	1:37.582	31.440	30.818	35.324	237.4	1:25:18.967	
							31	1:50.245	34.736	36.402	39.107	238.4	1:27:09.212	
							32	1:38.314	31.832	30.830	35.652	235.3	1:28:47.526	
							33	1:50.330 B	31.403	30.937	47.990	236.3	1:30:37.856	
6 Stylianos KOLOVOS GRC														
Drivex Dallara 326														
1	8:15.590	6:46.731	41.907	46.952		8:15.590	1	1:55.420	38.111	39.388	37.921	221.3	10:11.010	
2	1:44.438	33.309	34.345	36.784	235.3	11:55.448	2	1:44.438	33.309	34.345	36.784	235.3	11:55.448	
3	2:18.922	46.721	46.403	45.798	201.9	14:14.370	3	1:52.230 B	33.665	32.241	46.324	228.3	16:06.600	
4	6:16.030	5:04.551	34.176	37.303		22:22.630	4	2:18.922	46.721	46.403	45.798	201.9	14:14.370	
5	1:52.230 B	33.665	32.241	46.324	228.3	16:06.600	5	1:52.230 B	33.665	32.241	46.324	228.3	16:06.600	
6	6:16.030	5:04.551	34.176	37.303		22:22.630	6	6:16.030	5:04.551	34.176	37.303		22:22.630	
4 Ean EYCKMANS BEL														
MP Motorsport Dallara 326														

EURO CUP 3

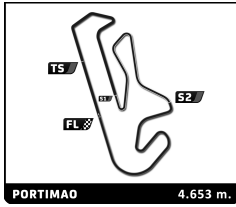


Eurocup3 Official Collective Test - PORTIMAO Day 1 - Session 3

Sector Analysis

Lap 7							Lap 8							Lap 9							Lap 10																																																																																																															
Lap	Time	Sector 1	Sector 2	Sector 3	T.Sp	Elapsed	Lap	Time	Sector 1	Sector 2	Sector 3	T.Sp	Elapsed	Lap	Time	Sector 1	Sector 2	Sector 3	T.Sp	Elapsed	Lap	Time	Sector 1	Sector 2	Sector 3	T.Sp	Elapsed																																																																																																									
7	1:41.472	33.409	32.049	36.014	234.3	24:04.102	8	1:39.214	32.178	31.277	35.759	237.4	25:43.316	9	1:39.142	32.005	31.475	35.662	238.9	27:22.458	10	1:38.883	32.096	31.093	35.694	239.5	29:01.341	11	1:38.984	31.834	31.077	36.073	240.0	30:40.325	12	1:48.676	33.772	32.953	41.951	242.2	32:29.001	13	1:39.093	31.960	31.234	35.899	238.9	34:08.094	14	1:39.257	31.973	31.281	36.003	239.5	35:47.351	15	1:51.188B	32.292	31.967	46.929	238.9	37:38.539	16	34:41.063	...	38.285	40.857		1:12:19.602	17	1:48.860	36.932	35.197	36.731	216.0	1:14:08.462	18	1:39.573	31.823	31.491	36.259	240.0	1:15:48.035	19	1:38.771	31.896	31.170	35.705	240.0	1:17:26.806	20	1:38.324	31.678	31.122	35.524	241.1	1:19:05.130	21	1:40.264	31.789	31.125	37.350	240.5	1:20:45.394	22	1:38.124	31.487	31.040	35.597	241.6	1:22:23.518	23	1:49.288	31.844	35.193	42.251	238.4	1:24:12.806	24	1:39.149	32.064	31.330	35.755	238.4	1:25:51.955	25	1:48.858B	31.919	31.413	45.526	240.0	1:27:40.813
7 Christopher EL FEGHALI LBN Drivex Dallara 326							8 Aiceu FELDMANN BRA MP Motorsport Dallara 326							9 Thomas STRAUVEN BEL Griffin Core by Campos Dallara 326							10 Enzo TARNVANICHKUL THA Griffin Core by Campos Dallara 326																																																																																																															
1	14:17.948	...	34.954	37.946		14:17.948	1	8:07.503	6:54.382	35.503	37.618		8:07.503	1	2:30.842	1:17.092	36.297	37.453		2:30.842	1	2:30.842	1:17.092	36.297	37.453		2:30.842																																																																																																									
2	1:55.899B	32.814	34.102	48.983	235.8	16:13.847	2	1:44.051	34.879	32.298	36.874	203.0	9:51.554	2	1:54.450B	32.484	33.285	48.681	231.8	4:25.292	2	1:54.450B	32.484	33.285	48.681	231.8	4:25.292																																																																																																									
3	2:40.696B	1:24.838	31.766	44.092		18:54.543	3	1:41.568	31.824	32.541	37.203	236.8	11:33.122	3	2:37.323B	1:20.025	33.437	43.861		7:02.615	3	2:37.323B	1:20.025	33.437	43.861		7:02.615																																																																																																									
4	2:26.076B	1:10.207	31.032	44.837		21:20.619	4	1:39.021	31.779	31.128	36.114	237.4	13:12.143	4	2:23.801	1:16.422	31.509	35.870		9:26.416	4	2:23.801	1:16.422	31.509	35.870		9:26.416																																																																																																									
5	2:30.967	1:23.344	31.803	35.820		23:51.586	5	1:38.493	31.591	31.130	35.772	240.0	14:50.636	5	1:45.778B	31.962	31.377	42.439	237.9	11:12.194	5	1:45.778B	31.962	31.377	42.439	237.9	11:12.194																																																																																																									
6	1:38.647	31.662	31.448	35.537	242.7	25:30.233	6	1:40.571	31.569	31.305	37.697	240.5	16:31.207	6	2:27.945B	1:14.361	31.490	42.094		13:40.139	6	2:27.945B	1:14.361	31.490	42.094		13:40.139																																																																																																									
7	1:37.725	31.463	30.920	35.342	242.2	27:07.958	7	1:40.840	31.606	31.020	38.214	241.6	18:12.047	7	2:39.639B	1:13.735	38.663	47.241		16:19.778	7	2:39.639B	1:13.735	38.663	47.241		16:19.778																																																																																																									
8	1:39.853	31.456	30.873	37.524	241.6	28:47.811	8	1:53.339B	36.801	33.147	43.391	237.9	20:05.386	8	6:58.534	5:46.595	33.634	38.305		23:18.312	8	6:58.534	5:46.595	33.634	38.305		23:18.312																																																																																																									
9	1:37.862	31.290	30.942	35.630	241.6	30:25.673	9	40:47.062	...	35.118	36.851		1:00:52.448	9	1:41.301	33.579	31.628	36.094	231.8	24:59.613	9	1:41.301	33.579	31.628	36.094	231.8	24:59.613																																																																																																									
10	1:51.223B	33.278	31.889	46.056	242.7	32:16.896	10	1:40.737	32.470	32.091	36.176	235.8	1:02:33.185	10	1:39.681	31.892	31.172	36.617	235.3	26:39.294	10	1:39.681	31.892	31.172	36.617	235.3	26:39.294																																																																																																									
11	9:07.648	7:56.822	34.248	36.578		41:24.544								11	1:38.801	31.647	31.372	35.782	240.0	28:18.095	11	1:38.801	31.647	31.372	35.782	240.0	28:18.095																																																																																																									
12	1:40.746	33.134	31.990	35.622	238.4	43:05.290								12	1:38.758	31.801	31.284	35.673	235.8	29:56.853	12	1:38.758	31.801	31.284	35.673	235.8	29:56.853																																																																																																									
13	1:37.791	31.489	30.911	35.391	240.5	44:43.081								13	1:38.629	31.741	31.195	35.693	236.3	31:35.482	13	1:38.629	31.741	31.195	35.693	236.3	31:35.482																																																																																																									
14	1:41.981	31.491	31.001	39.489	241.1	46:25.062								14	1:38.543	31.769	31.191	35.583	237.4	33:14.025	14	1:38.543	31.769	31.191	35.583	237.4	33:14.025																																																																																																									
15	1:37.865	31.506	30.941	35.418	243.2	48:02.927								15	1:38.662	31.774	31.188	35.700	235.3	34:52.687	15	1:38.662	31.774	31.188	35.700	235.3	34:52.687																																																																																																									
16	10:15.352B	31.443	8:58.457	45.452	241.6	58:18.279								16	1:46.264B	32.048	31.433	42.783	236.8	36:38.951	16	1:46.264B	32.048	31.433	42.783	236.8	36:38.951																																																																																																									
17	21:21.500	...	41.218	38.891		1:19:39.779																																																																																																																														
18	1:43.657	35.037	31.946	36.674	232.8	1:21:23.436																																																																																																																														
19	1:37.699	31.390	30.869	35.440	240.0	1:23:01.135																																																																																																																														
20	1:37.057	31.303	30.744	35.010	241.1	1:24:38.192																																																																																																																														
21	1:37.055	31.227	30.653	35.175	243.2	1:26:15.247																																																																																																																														
22	1:45.914B	31.308	30.720	43.886	241.1	1:28:01.161																																																																																																																														

EURO CUP 3



Eurocup3 Official Collective Test - PORTIMAO Day 1 - Session 3

Sector Analysis

— Invalidated Lap							■ Personal Best		■ Session Best		■ B Crossing the pit lane		
Lap	Time	Sector 1	Sector 2	Sector 3	T.Spd	Elapsed	Lap	Time	Sector 1	Sector 2	Sector 3	T.Spd	Elapsed
17	24:25.858	...	34.741	37.999		1:01:04.809	12	1:37.987	31.583	30.789	35.615	238.4	41:40.617
18	1:42.594	32.727	31.856	38.011	233.3	1:02:47.403	13	1:38.490	31.572	31.179	35.739	237.9	43:19.107
19	1:38.605	31.632	31.437	35.536	235.8	1:04:26.008	14	1:38.196	31.644	30.928	35.624	237.4	44:57.303
20	1:38.064	31.565	30.945	35.554	235.8	1:06:04.072	15	1:49.407 B	34.878	32.488	42.041	239.5	46:46.710
21	1:38.956	31.633	31.142	36.181	238.4	1:07:43.028	16	19:47.557 B	...	36.638	49.698		1:06:34.267
22	1:38.149	31.383	31.378	35.388	237.4	1:09:21.177	17	2:22.079	1:14.377	31.781	35.921		1:08:56.346
23	1:37.754	31.429	30.955	35.370	235.3	1:10:58.931	18	1:39.309	32.027	31.364	35.918	236.8	1:10:35.655
24	1:44.073 B	31.400	31.107	41.566	237.9	1:12:43.004	19	1:39.505	32.090	31.376	36.039	236.8	1:12:15.160
25	6:59.088	5:38.618	38.854	41.616		1:19:42.092	20	1:38.874	31.764	31.292	35.818	236.8	1:13:54.034
26	1:43.495	33.854	32.978	36.663	233.3	1:21:25.587	21	1:39.583	32.087	31.453	36.043	236.8	1:15:33.617
27	1:38.463	31.734	31.212	35.517	235.8	1:23:04.050	22	1:39.181	31.709	31.359	36.113	238.9	1:17:12.798
28	1:37.574	31.448	30.881	35.245	234.8	1:24:41.624	23	1:39.053	31.894	31.306	35.853	239.5	1:18:51.851
29	1:37.413	31.243	30.934	35.236	235.8	1:26:19.037	24	1:39.120	31.899	31.347	35.874	238.4	1:20:30.971
30	1:38.002	31.271	31.012	35.719	235.8	1:27:57.039	25	1:38.665	31.732	31.132	35.801	239.5	1:22:09.636
31	1:46.200	33.985	35.554	36.661	235.3	1:29:43.239	26	1:46.653 B	31.828	31.377	43.448	236.8	1:23:56.289

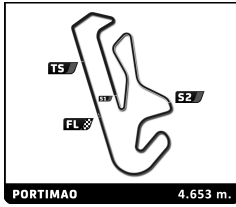
11	Luca VIISOREANU	ROU
TC Racing		Dallara 326
1	4:04.399	2:53.326 33.789 37.284 4:04.399
2	1:50.453 B	33.518 32.924 44.011 237.4 5:54.852
3	10:19.842	9:03.128 33.287 43.427 16:14.694
4	1:50.495 B	34.009 32.124 44.362 237.4 18:05.189
5	4:29.140	3:20.462 32.312 36.366 22:34.329
6	1:49.771 B	32.894 31.903 44.974 238.4 24:24.100
7	8:10.165 B	6:48.817 35.692 45.656 32:34.265
8	2:43.328 B	1:26.318 32.443 44.567 35:17.593
9	2:59.103	1:50.253 32.709 36.141 38:16.696
10	1:39.557	32.057 31.595 35.905 238.9 39:56.253
11	1:39.730	31.854 31.545 36.331 240.5 41:35.983
12	1:39.551	31.979 31.383 36.189 240.5 43:15.534
13	1:39.320	32.023 31.402 35.895 240.0 44:54.854
14	1:39.342	31.964 31.372 36.006 241.1 46:34.196
15	1:39.390	32.002 31.426 35.962 240.5 48:13.586
16	1:39.070	31.965 31.388 35.717 242.7 49:52.656
17	2:18.511 B	35.364 43.622 59.525 242.2 52:11.167
18	8:32.765	7:24.024 32.462 36.279 1:00:43.932
19	1:39.255	32.077 31.312 35.866 238.9 1:02:23.187
20	1:39.511	31.833 31.696 35.982 239.5 1:04:02.698
21	1:39.133	31.949 31.379 35.805 239.5 1:05:41.831
22	1:40.586	32.134 31.342 37.110 240.5 1:07:22.417
23	1:40.435	31.923 32.391 36.121 240.5 1:09:02.852
24	1:39.679	32.194 31.592 35.893 240.5 1:10:42.531
25	1:49.045 B	32.178 31.862 45.005 243.8 1:12:31.576

12	Gianmarco PRADEL	AUS	
MP Motorsport		Dallara 326	
1	5:35.512	4:20.871 35.429 39.212 5:35.512	
2	1:43.677	35.312 32.440 35.925 197.1 7:19.189	
3	1:39.582	32.146 31.741 35.695 238.4 8:58.771	
4	1:37.888	31.532 30.914 35.442 239.5 10:36.659	
5	1:37.873	31.492 30.979 35.402 238.9 12:14.532	
6	1:37.874	31.475 30.847 35.552 238.9 13:52.406	
7	1:45.088 B	31.597 30.915 42.576 239.5 15:37.494	
8	19:24.427	...	37.079 38.434 35:01.921
9	1:43.818	34.559 33.371 35.888 199.6 36:45.739	
10	1:38.605	31.921 31.016 35.668 236.8 38:24.344	
11	1:38.286	31.580 31.107 35.599 237.9 40:02.630	

14	Keanu AL AZHARI	ARE	
Hitech		Dallara 326	
1	6:40.365 B	5:21.751 34.550 44.064 6:40.365	
2	2:29.708 B	1:12.585 32.912 44.211 9:10.073	
3	2:13.390	1:05.700 31.784 35.906 11:23.463	
4	1:38.961	31.784 31.396 35.781 238.4 13:02.424	
5	1:38.572	31.770 31.280 35.522 239.5 14:40.996	
6	1:38.463	31.680 31.125 35.658 240.0 16:19.459	
7	1:38.251	31.533 31.158 35.560 241.1 17:57.710	
8	1:38.074	31.475 30.986 35.613 240.5 19:35.784	
9	1:38.411	31.575 31.208 35.628 240.0 21:14.195	
10	1:38.901	31.566 31.272 36.063 241.6 22:53.096	
11	1:39.348	31.864 31.557 35.927 238.9 24:32.444	
12	1:38.945	31.956 31.172 35.817 241.1 26:11.389	
13	1:38.733	31.660 31.311 35.762 242.2 27:50.122	
14	1:39.237	31.917 31.403 35.917 240.0 29:29.359	
15	1:39.074	31.650 31.675 35.749 240.0 31:08.433	
16	1:39.002	31.718 31.324 35.960 240.0 32:47.435	
17	1:38.983	31.726 31.570 35.687 240.0 34:26.418	
18	1:38.919	31.658 31.461 35.800 244.3 36:05.337	
19	1:45.907 B	31.879 31.524 42.504 239.5 37:51.244	
20	40:27.905	...	36.358 38.531 1:18:19.149
21	1:48.063	36.574 34.360 37.129 160.5 1:20:07.212	
22	1:42.434	33.220 32.699 36.515 238.9 1:21:49.646	
23	1:37.783	31.437 30.941 35.405 238.4 1:23:27.429	
24	1:37.625	31.449 30.996 35.180 239.5 1:25:05.054	
25	1:37.532	31.305 30.869 35.358 241.1 1:26:42.586	
26	1:41.824	31.462 31.046 39.316 240.0 1:28:24.410	
27	1:43.930 B	31.420 31.120 41.390 242.7 1:30:08.340	

16	Bianca BUSTAMANTE	PHL	
Palou Motorsport		Dallara 326	
1	27:45.371	...	36.243 39.766 27:45.371
2	1:48.505	37.155 33.223 38.127 176.5 29:33.876	
3	1:44.621	34.811 33.316 36.494 238.9 31:18.497	
4	1:42.049	33.504 32.513 36.032 236.8 33:00.546	
5	1:39.471	31.972 31.499 36.000 238.4 34:40.017	
6	1:48.292	34.715 36.991 36.586 239.5 36:28.309	
7	1:44.077	32.118 32.815 39.144 237.9 38:12.386	
8	1:51.752	37.633 36.020 38.099 238.9 40:04.138	
9	1:39.160	32.058 31.258 35.844 241.6 41:43.298	

EURO CUP 3

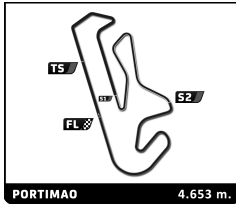


Eurocup3 Official Collective Test - PORTIMAO Day 1 - Session 3

Sector Analysis

— Invalidated Lap							■ Personal Best		■ Session Best		■ Crossing the pit lane				
Lap	Time	Sector 1	Sector 2	Sector 3	T.Sp	Elapsed	Lap	Time	Sector 1	Sector 2	Sector 3	T.Sp	Elapsed		
10	1:50.449B	31.935	31.466	47.048	240.0	43:33.747	13	1:38.339	31.466	31.132	35.741	239.5	34:57.470		
11	22:53.288	...	34.971	38.354		1:06:27.035	14	1:53.781	32.616	44.531	36.634	242.2	36:51.251		
12	1:45.021	36.145	32.452	36.424	198.2	1:08:12.056	15	1:41.177	32.502	32.891	35.784	238.9	38:32.428		
13	1:39.302	31.863	31.589	35.850	238.9	1:09:51.358	16	1:38.330	31.586	31.152	35.592	239.5	40:10.758		
14	1:38.908	31.672	31.402	35.834	239.5	1:11:30.266	17	1:46.985	37.348	33.274	36.363	240.0	41:57.743		
15	1:45.303	35.280	33.064	36.959	230.8	1:13:15.569	18	1:38.351	31.583	31.136	35.632	238.9	43:36.094		
16	1:41.422	31.900	33.430	36.092	238.9	1:14:56.991	19	1:58.419B	37.454	34.389	46.576	238.4	45:34.513		
17	1:45.773	34.551	35.058	36.164	240.0	1:16:42.764	20	15:50.826	...	38.730	40.121		1:01:25.339		
18	1:55.015B	31.750	31.255	52.010	239.5	1:18:37.779	21	1:49.184	36.922	35.006	37.256	188.5	1:03:14.523		
19	8:40.747	7:30.722	33.112	36.913		1:27:18.526	22	1:44.126	35.441	32.550	36.135	187.5	1:04:58.649		
20	1:41.260	32.930	31.935	36.395	234.8	1:28:59.786	23	1:37.954	31.439	31.110	35.405	238.9	1:06:36.603		
21	1:51.230B	31.944	31.250	48.036	235.8	1:30:51.016	24	1:37.937	31.462	30.918	35.557	238.9	1:08:14.540		
20	Benjamin BECKLEY						CRI	23	Stefan BOSTANDJIEV						BGR
	Tecnicar						Dallara 326		Hitech						Dallara 326
1	14:16.800	...	36.163	38.495		14:16.800	1	7:10.473B	5:43.589	34.800	52.084		7:10.473		
2	1:42.863	33.287	32.069	37.507	234.3	15:59.663	2	2:45.356B	1:28.280	32.702	44.374		9:55.829		
3	1:41.907	33.640	31.751	36.516	236.3	17:41.570	3	2:24.665	1:16.564	32.064	36.037		12:20.494		
4	1:40.632	32.200	32.067	36.365	238.4	19:22.202	4	1:39.157	32.116	31.375	35.666	238.4	13:59.651		
5	1:41.196	32.737	31.976	36.483	237.4	21:03.398	5	1:38.792	31.720	31.273	35.799	240.0	15:38.443		
6	1:40.675	32.330	32.026	36.319	237.9	22:44.073	6	1:39.148	31.726	31.543	35.879	240.0	17:17.591		
7	1:45.412	32.457	32.634	40.321	237.9	24:29.485	7	1:39.041	31.807	31.494	35.740	240.0	18:56.632		
8	1:40.725	32.405	31.653	36.667	240.0	26:10.210	8	1:39.351	31.774	31.550	36.027	240.0	20:35.983		
9	1:51.931B	34.863	32.277	44.791	185.6	28:02.141	9	1:39.190	31.848	31.395	35.947	240.0	22:15.173		
10	13:27.334	...	34.176	37.019		41:29.475	10	1:39.100	31.785	31.528	35.787	240.5	23:54.273		
11	1:41.198	32.821	31.988	36.389	235.8	43:10.673	11	1:39.284	31.922	31.521	35.841	241.1	25:33.557		
12	1:40.330	32.378	31.660	36.292	238.4	44:51.003	12	1:39.446	31.934	31.473	36.039	241.6	27:13.003		
13	1:39.402	32.082	31.330	35.990	237.9	46:30.405	13	1:39.675	31.843	31.787	36.045	241.6	28:52.678		
14	1:39.655	31.965	31.447	36.243	238.4	48:10.060	14	1:39.305	31.725	31.469	36.111	242.2	30:31.983		
15	1:39.929	31.894	31.771	36.264	241.1	49:49.989	15	1:39.638	31.878	31.686	36.074	242.2	32:11.621		
16	2:18.930B	36.800	43.890	58.240	238.9	52:08.919	16	1:39.691	31.952	31.607	36.132	241.1	33:51.312		
17	20:17.834	...	37.871	43.334		1:12:26.753	17	1:39.636	31.881	31.744	36.011	241.1	35:30.948		
18	1:42.679	33.288	32.256	37.135	237.4	1:14:09.432	18	1:39.711	31.997	31.635	36.079	240.5	37:10.659		
19	1:39.824	32.242	31.439	36.143	239.5	1:15:49.256	19	2:04.119B	46.089	32.866	45.164	241.1	39:14.778		
20	1:39.821	31.954	31.380	36.487	238.9	1:17:29.077	20	37:23.833	...	34.953	38.123		1:16:38.611		
21	1:39.400	31.959	31.413	36.028	240.0	1:19:08.477	21	1:42.059	33.286	32.247	36.526	236.8	1:18:20.670		
22	1:39.484	31.959	31.387	36.138	238.9	1:20:47.961	22	1:42.101	32.148	32.218	37.735	238.4	1:20:02.771		
23	1:39.974	32.210	31.484	36.280	242.2	1:22:27.935	23	1:38.201	31.759	31.000	35.442	239.5	1:21:40.972		
24	1:39.611	32.004	31.249	36.358	237.9	1:24:07.546	24	1:38.224	31.437	31.232	35.555	240.0	1:23:19.196		
25	1:39.528	32.051	31.350	36.127	237.4	1:25:47.074	25	1:38.179	31.626	31.112	35.441	238.9	1:24:57.375		
26	1:39.188	31.929	31.338	35.921	237.4	1:27:26.262	26	1:38.259	31.648	31.257	35.354	240.5	1:26:35.634		
27	1:50.735B	32.971	32.398	45.366	236.8	1:29:16.997	27	1:38.362	31.659	31.030	35.673	241.1	1:28:13.996		
22	Adam AL AZHARI						UAE	26	Tommy HARFIELD						UK
	Tecnicar						Dallara 326		Double R						Dallara 326
1	6:40.665	5:28.852	34.685	37.128		6:40.665	1	4:26.927	3:14.051	35.141	37.735		4:26.927		
2	1:45.799	35.943	33.299	36.557	177.0	8:26.464	2	1:41.335	32.964	32.084	36.287	231.8	6:08.262		
3	1:38.593	31.893	31.077	35.623	238.9	10:05.057	3	1:39.706	32.140	31.657	35.909	234.3	7:47.968		
4	1:38.105	31.384	31.182	35.539	238.9	11:43.162	4	1:39.364	31.982	31.584	35.798	237.9	9:27.332		
5	1:43.453	33.680	33.404	36.369	238.9	13:26.615	5	1:38.771	31.702	31.323	35.746	240.5	11:06.103		
6	1:38.537	31.559	31.285	35.693	238.9	15:05.152	6	1:39.680	31.901	31.604	36.175	239.5	12:45.783		
7	1:38.310	31.526	31.058	35.726	239.5	16:43.462									
8	1:38.364	31.623	31.054	35.687	238.9	18:21.826									
9	1:38.448	31.628	31.082	35.738	238.9	20:00.274									
10	1:52.329B	31.535	31.001	49.793	238.4	21:52.603									
11	9:38.251	8:20.617	36.939	40.695		31:30.854									
12	1:48.277	36.652	35.033	36.592	203.0	33:19.131									

EURO CUP 3



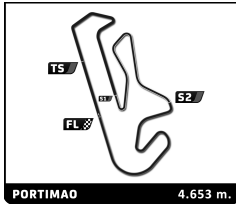
Eurocup3 Official Collective Test - PORTIMAO Day 1 - Session 3

Sector Analysis

— Invalidated Lap ■ Personal Best ■ Session Best B Crossing the pit lane

Lap	Time	Sector 1	Sector 2	Sector 3	T.Sp	Elapsed	Lap	Time	Sector 1	Sector 2	Sector 3	T.Sp	Elapsed		
7	1:39.255	31.951	31.467	35.837	238.9	14:25.038	33 Rafael PERARD Palou Motorsport Dallara 326 FRA	1	5:24.952	4:01.938	39.739	43.275	5:24.952		
8	1:51.005B	33.048	31.936	46.021	239.5	16:16.043		2	1:50.198	36.357	34.907	38.934	207.3	7:15.150	
9	7:34.591	6:25.794	32.351	36.446		23:50.634		3	1:45.658	35.482	33.801	36.375	212.6	9:00.808	
10	1:40.367	32.324	31.924	36.119	237.4	25:31.001		4	2:00.355	51.833	32.022	36.500	240.5	11:01.163	
11	1:39.569	31.998	31.580	35.991	242.7	27:10.570		5	1:39.477	31.971	31.417	36.089	238.4	12:40.640	
12	1:39.832	31.977	31.908	35.947	240.5	28:50.402		6	1:38.991	32.194	31.141	35.656	239.5	14:19.631	
13	1:39.530	31.975	31.447	36.108	240.5	30:29.932		7	1:40.642	33.161	31.317	36.164	243.2	16:00.273	
14	1:39.739	32.178	31.583	35.978	238.4	32:09.671		8	1:39.146	31.948	31.391	35.807	246.6	17:39.419	
15	1:39.555	32.131	31.540	35.884	238.9	33:49.226		9	1:38.688	31.715	31.242	35.731	239.5	19:18.107	
16	1:46.269B	31.991	31.446	42.832	238.9	35:35.495		10	1:38.817	31.890	31.122	35.805	240.0	20:56.924	
17	34:49.910	...	37.527	38.761		1:10:25.405		11	1:57.213	37.235	39.518	40.460	240.5	22:54.137	
18	1:46.273	35.607	33.893	36.773	226.4	1:12:11.678		12	1:38.978	31.800	31.369	35.809	241.6	24:33.115	
19	1:39.904	32.344	31.692	35.868	235.8	1:13:51.582		13	1:44.875B	31.916	31.368	41.591	247.1	26:17.990	
20	1:38.660	31.768	31.224	35.668	236.3	1:15:30.242		14	38:15.641	...	37.197	40.444		1:04:33.631	
21	1:38.423	31.566	31.304	35.553	239.5	1:17:08.665		15	1:48.092	35.114	34.635	38.343	213.0	1:06:21.723	
22	1:39.252	31.957	31.527	35.768	240.0	1:18:47.917		16	1:42.151	33.547	32.379	36.225	223.6	1:08:03.874	
23	1:38.709	31.671	31.347	35.691	240.0	1:20:26.626		17	1:38.767	31.856	31.269	35.642	239.5	1:09:42.641	
24	1:38.253	31.570	31.111	35.572	242.7	1:22:04.879		18	1:38.891	31.861	31.247	35.783	238.4	1:11:21.532	
25	1:48.272B	31.563	32.586	44.123	240.5	1:23:53.151		19	1:39.350	31.706	31.509	36.135	240.0	1:13:00.882	
27 Heitor DALL'AGNOL Palou Motorsport Dallara 326 BRA	1	12:50.764	...	37.459	39.200	12:50.764		20	1:38.737	31.841	31.223	35.673	240.0	1:14:39.619	
	2	1:44.353	35.290	32.691	36.372	202.2		14:35.117	21	1:39.279	32.069	31.213	35.997	240.0	1:16:18.898
	3	1:39.637	32.261	31.284	36.092	236.3		16:14.754	22	1:39.274	31.754	31.408	36.112	240.5	1:17:58.172
	4	1:38.454	31.726	31.143	35.585	241.6		17:53.208	23	1:39.299	31.846	31.496	35.957	241.1	1:19:37.471
	5	1:39.288	31.538	31.664	36.086	240.0		19:32.496	24	1:38.788	31.587	31.363	35.838	240.5	1:21:16.259
	6	1:40.768	31.545	31.113	38.110	240.0		21:13.264	25	1:49.218	36.847	36.275	36.096	241.6	1:23:05.477
	7	1:44.716	35.603	33.274	35.839	211.8	22:57.980	26	1:38.823	31.819	31.367	35.637	240.5	1:24:44.300	
	8	1:39.557	32.406	31.516	35.635	240.0	24:37.537	27	1:38.551	31.751	31.253	35.547	241.1	1:26:22.851	
	9	1:38.490	31.755	31.037	35.698	240.0	26:16.027	28	1:39.031	31.716	31.405	35.910	240.5	1:28:01.882	
	10	1:38.596	31.591	31.291	35.714	241.1	27:54.623	29	1:39.579	31.954	31.514	36.111	239.5	1:29:41.461	
	11	1:38.369	31.622	30.996	35.751	242.2	29:32.992	30	1:44.523B	31.824	31.279	41.420	239.5	1:31:25.984	
	12	1:45.730B	31.603	31.101	43.026	241.6	31:18.722	37 Filippo FIORENTINO Drivex Dallara 326 BRA	1	6:13.541	4:53.396	40.120	40.025	6:13.541	
	13	35:07.304	...	35.427	38.170		1:06:26.026	2	1:56.998	40.771	37.014	39.213	179.4	8:10.539	
	14	1:44.359	35.663	32.626	36.070	204.2	1:08:10.385	3	2:08.586B	44.129	37.754	46.703	165.1	10:19.125	
	15	1:39.506	32.197	31.535	35.774	237.9	1:09:49.891	4	7:26.430	6:11.910	37.111	37.409		17:45.555	
	16	1:38.306	31.730	31.120	35.456	238.9	1:11:28.197	5	1:43.216	34.567	32.666	35.983	216.4	19:28.771	
	17	1:38.136	31.606	30.986	35.544	238.9	1:13:06.333	6	1:38.779	31.876	31.231	35.672	238.9	21:07.550	
	18	1:44.008	34.418	33.778	35.812	237.4	1:14:50.341	7	1:38.301	31.559	31.201	35.541	240.5	22:45.851	
	19	1:38.416	31.769	30.858	35.789	240.0	1:16:28.757	8	1:38.593	31.564	31.358	35.671	242.2	24:24.444	
	20	1:42.605	31.675	30.949	39.981	243.2	1:18:11.362	9	1:50.818	31.696	34.339	44.783	241.1	26:15.262	
	21	1:38.760	31.654	31.338	35.768	239.5	1:19:50.122	10	1:50.934	40.461	34.651	35.822	170.1	28:06.196	
	22	1:38.062	31.594	30.987	35.481	241.1	1:21:28.184	11	1:38.342	31.634	31.128	35.580	241.6	29:44.538	
	23	1:55.560	41.650	37.684	36.226	239.5	1:23:23.744	12	1:38.216	31.478	31.056	35.682	242.2	31:22.754	
	24	1:38.742	31.799	31.270	35.673	237.9	1:25:02.486	13	1:42.205	31.570	31.360	39.275	244.9	33:04.959	
	25	1:41.321	31.696	31.401	38.224	240.0	1:26:43.807	14	1:48.212B	31.619	31.225	45.368	242.2	34:53.171	
	26	1:45.701B	31.555	31.208	42.938	241.6	1:28:29.508	15	37:25.732	...	38.348	40.839		1:12:18.903	
31 Renzo BARBUY TC Racing Dallara 326 ARG	1	32:42.749B	...	34.913	46.017		32:42.749	16	1:47.663	36.357	35.146	36.160	220.4	1:14:06.566	
	2	2:45.657B	1:25.567	35.820	44.270		35:28.406	17	1:38.285	31.679	31.022	35.584	238.4	1:15:44.851	
	3	2:50.541B	1:33.496	33.109	43.936		38:18.947	18	1:37.788	31.435	30.919	35.434	241.1	1:17:22.639	
	4	2:33.770B	1:12.212	35.382	46.176		40:52.717	19	1:37.302	31.267	30.754	35.281	243.2	1:18:59.941	
								20	1:53.203	31.304	35.378	46.521	242.2	1:20:53.144	
								21	1:49.942	39.106	34.833	36.003	174.5	1:22:43.086	

EURO CUP 3

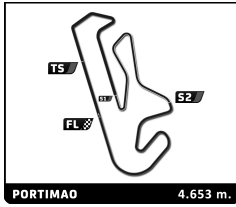


Eurocup3 Official Collective Test - PORTIMAO Day 1 - Session 3

Sector Analysis

— Invalidated Lap							■ Personal Best							■ Session Best							B Crossing the pit lane																											
Lap	Time	Sector 1	Sector 2	Sector 3	T.Sp	Elapsed	Lap	Time	Sector 1	Sector 2	Sector 3	T.Sp	Elapsed	Lap	Time	Sector 1	Sector 2	Sector 3	T.Sp	Elapsed	Lap	Time	Sector 1	Sector 2	Sector 3	T.Sp	Elapsed																					
22	1:38.145	31.640	31.036	35.469	239.5	1:24:21.231	21	1:38.124	31.511	30.737	35.876	235.8	1:22:01.988	22	1:37.733	31.513	30.817	35.403	237.4	1:23:39.721	23	1:37.456	31.356	30.740	35.360	236.3	1:25:17.177	24	1:54.314	38.934	37.971	37.409	237.4	1:27:11.491	25	1:37.782	31.531	30.786	35.465	236.3	1:28:49.273	26	1:46.513 B	32.546	30.885	43.082	238.4	1:30:35.786
39	Santino PANETTA					ARG	44	Rayan CARETTI					FRA																																			
	Hitech					Dallara 326		GRS					Dallara 326																																			
1	6:45.952 B	5:24.891	33.852	47.209		6:45.952	1	6:25.579 B	5:03.596	33.119	48.864		6:25.579																																			
2	2:30.539 B	1:12.592	32.616	45.331		9:16.491	2	2:24.684	1:16.968	31.702	36.014		8:50.263																																			
3	2:13.867	1:06.411	31.632	35.824		11:30.358	3	1:38.765	31.761	31.197	35.807	238.4	10:29.028																																			
4	1:38.857	31.731	31.220	35.906	239.5	13:09.215	4	1:54.844 B	31.600	31.146	52.098	239.5	12:23.872																																			
5	1:38.788	31.693	31.419	35.676	241.6	14:48.003	5	2:33.876	1:26.520	31.545	35.811		14:57.748																																			
6	1:38.429	31.606	31.241	35.582	242.2	16:26.432	6	1:39.079	31.739	31.488	35.852	239.5	16:36.827																																			
7	1:38.614	31.635	31.186	35.793	241.6	18:05.046	7	1:39.077	31.835	31.328	35.914	240.0	18:15.904																																			
8	1:38.498	31.663	31.236	35.599	241.1	19:43.544	8	1:39.129	31.719	31.230	36.180	239.5	19:55.033																																			
9	1:38.781	31.622	31.350	35.809	241.1	21:22.325	9	1:38.886	31.686	31.255	35.945	238.9	21:33.919																																			
10	1:38.522	31.624	31.281	35.617	242.7	23:00.847	10	1:38.931	31.834	31.242	35.855	240.5	23:12.850																																			
11	1:38.878	31.876	31.330	35.672	241.6	24:39.725	11	1:39.147	31.865	31.470	35.812	239.5	24:51.997																																			
12	1:38.790	31.726	31.286	35.778	242.7	26:18.515	12	1:38.901	31.720	31.493	35.688	239.5	26:30.898																																			
13	1:38.548	31.625	31.375	35.548	242.2	27:57.063	13	1:39.267	31.811	31.581	35.875	240.5	28:10.165																																			
14	1:38.419	31.658	31.127	35.634	243.2	29:35.482	14	1:38.933	31.764	31.345	35.824	240.5	29:49.098																																			
15	1:38.783	31.752	31.359	35.672	242.7	31:14.265	15	1:38.842	31.645	31.384	35.813	240.0	31:27.940																																			
16	1:38.702	31.597	31.359	35.746	241.6	32:52.967	16	1:39.253	31.734	31.654	35.865	240.0	33:07.193																																			
17	1:38.404	31.571	31.160	35.673	242.7	34:31.371	17	1:39.507	31.656	31.569	36.282	241.1	34:46.700																																			
18	1:38.492	31.652	31.211	35.629	242.2	36:09.863	18	1:39.477	32.093	31.436	35.948	240.5	36:26.177																																			
19	1:45.450 B	31.584	31.371	42.495	241.1	37:55.313	19	1:55.505 B	31.769	37.944	45.792	239.5	38:21.682																																			
20	38:30.764	...	36.970	38.748		1:16:26.077	20	23:05.799	...	42.656	44.344		1:01:27.481																																			
21	1:47.877	36.532	33.774	37.571	234.3	1:18:13.954	21	1:59.616	40.297	37.448	41.871	130.0	1:03:27.097																																			
22	1:46.218	33.126	35.890	37.202	239.5	1:20:00.172	22	1:53.143	38.413	35.464	39.266	174.8	1:05:20.240																																			
23	1:37.815	31.610	30.894	35.311	240.5	1:21:37.987	23	1:56.381 B	39.399	32.453	44.529	160.2	1:07:16.621																																			
24	1:37.801	31.338	30.978	35.485	240.5	1:23:15.788	24	9:01.347	7:39.608	39.675	42.064		1:16:17.968																																			
25	1:37.863	31.518	31.025	35.320	240.0	1:24:53.651	25	2:02.480	40.191	41.538	40.751	123.7	1:18:20.448																																			
26	1:51.944	38.269	34.498	39.177	175.3	1:26:45.595	26	1:47.427	37.754	32.857	36.816	123.4	1:20:07.875																																			
27	1:37.960	31.461	31.001	35.498	241.1	1:28:23.555	27	1:50.251 B	34.787	31.350	44.114	203.4	1:21:58.126																																			
28	1:39.941	31.446	30.955	37.540	241.1	1:30:03.496																																										
41	Alex POWELL					USA	48	James EGOZI					USA																																			
	Griffin Core by Campos					Dallara 326		Palou Motorsport					Dallara 326																																			
1	24:26.074 B	...	35.055	48.631		24:26.074	1	8:26.532	7:05.349	38.883	42.300		8:26.532																																			
2	2:17.553 B	59.721	33.252	44.580		26:43.627	2	1:54.127	39.601	34.471	40.055	189.8	10:20.659																																			
3	2:31.060 B	1:15.588	31.845	43.627		29:14.687	3	1:43.749	35.692	32.045	36.012	195.3	12:04.408																																			
4	2:23.421	1:15.632	31.943	35.846		31:38.108	4	1:38.460	31.823	31.101	35.536	235.8	13:42.868																																			
5	1:39.467	31.986	31.354	36.127	236.8	33:17.575	5	1:37.856	31.553	30.927	35.376	239.5	15:20.724																																			
6	1:39.070	31.942	31.308	35.820	236.8	34:56.645	6	1:45.825 B	31.472	31.063	43.290	240.0	17:06.549																																			
7	1:46.593 B	31.844	31.351	43.398	237.9	36:43.238	7	9:18.400	8:08.429	33.942	36.029		26:24.949																																			
8	6:07.987	4:56.262	34.676	37.049		42:51.225	8	1:39.272	31.962	31.253	36.057	238.9	28:04.221																																			
9	1:44.629	33.945	34.611	36.073	199.6	44:35.854	9	1:38.043	31.565	31.129	35.349	240.5	29:42.264																																			
10	1:37.810	31.700	30.771	35.339	235.8	46:13.664	10	1:38.138	31.415	31.010	35.713	240.5	31:20.402																																			
11	1:37.201	31.456	30.573	35.172	237.9	47:50.865	11	1:46.616 B	31.425	32.121	43.070	241.1	33:07.018																																			
12	1:41.612	31.770	34.053	35.789	239.5	49:32.477	12	33:54.541	...	38.080	40.663		1:07:01.559																																			
13	1:58.944 B	34.360	39.358	45.226	237.9	51:31.421	13	1:51.070	37.749	34.150	39.171	192.9	1:08:52.629																																			
14	11:51.816	...	33.447	36.025		1:03:23.237	14	1:49.149	36.017	34.194	38.938	207.7	1:10:41.778																																			
15	1:38.142	31.766	30.861	35.515	234.3	1:05:01.379	15	1:41.683	31.608	30.983	39.092	237.9	1:12:23.461																																			
16	1:37.688	31.403	30.921	35.364	237.9	1:06:39.067	16	1:41.557	32.478	32.818	36.261	239.5	1:14:05.018																																			
17	1:37.577	31.317	30.821	35.439	238.9	1:08:16.644	17	1:37.915	31.553	30.953	35.409	237.4	1:15:42.933																																			
18	1:52.069 B	31.540	30.922	49.607	239.5	1:10:08.713	18	1:37.939	31.458	31.080	35.401	238.4	1:17:20.872																																			
19	8:32.272	7:19.037	34.944	38.291		1:18:40.985																																										
20	1:42.879	33.615	33.202	36.062	234.8	1:20:23.864																																										

EURO CUP 3



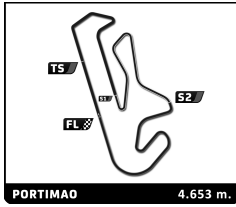
Eurocup3 Official Collective Test - PORTIMAO Day 1 - Session 3

Sector Analysis

— Invalidated Lap ■ Personal Best ■ Session Best B Crossing the pit lane

Lap	Time	Sector 1	Sector 2	Sector 3	T.Sp	Elapsed	Lap	Time	Sector 1	Sector 2	Sector 3	T.Sp	Elapsed
19	1:37.545	31.271	30.833	35.441	241.1	1:18:58.417	84 Genaro TRAPPA Hitech ARG Dallara 326	1	7:06.839B	5:42.433	35.314	49.092	7:06.839
20	1:41.709	33.095	32.200	36.414	239.5	1:20:40.126		2	2:40.241B	1:17.779	35.728	46.734	9:47.080
21	1:37.531	31.214	31.008	35.309	241.1	1:22:17.657		3	2:19.825	1:08.368	34.514	36.943	12:06.905
22	1:46.896B	31.530	31.200	44.166	239.5	1:24:04.553		4	1:39.913	32.194	31.742	35.977	237.9
70 Jakob BERGMEISTER DEU GRS Dallara 326							5	1:39.335	31.919	31.621	35.795	239.5	15:26.153
1	26:42.959	...	40.502	44.454		26:42.959	6	1:38.924	31.771	31.457	35.696	240.5	17:05.077
2	1:47.455	35.571	34.148	37.736	228.3	28:30.414	7	1:39.084	31.972	31.294	35.818	240.5	18:44.161
3	1:53.780	36.990	36.260	40.530	229.8	30:24.194	8	1:38.635	31.661	31.301	35.673	238.9	20:22.796
4	1:50.339	36.710	36.759	36.870	181.5	32:14.533	9	1:39.424	31.816	31.412	36.196	238.9	22:02.220
5	1:40.399	32.330	31.471	36.598	235.3	33:54.932	10	1:38.814	31.730	31.342	35.742	238.4	23:41.034
6	1:39.820	32.320	31.423	36.077	237.4	35:34.752	11	1:40.547	31.955	31.392	37.200	240.5	25:21.581
7	1:39.736	32.106	31.521	36.109	237.4	37:14.488	12	1:39.446	31.875	31.351	36.220	239.5	27:01.027
8	1:41.055	32.783	31.953	36.319	236.8	38:55.543	13	1:41.160	32.014	32.762	36.384	240.0	28:42.187
9	1:40.127	32.260	31.763	36.104	236.8	40:35.670	14	1:39.227	31.892	31.349	35.986	241.6	30:21.414
10	1:48.980B	32.365	32.077	44.538	237.4	42:24.650	15	1:39.289	31.958	31.372	35.959	239.5	32:00.703
11	8:18.741B	6:56.043	35.395	47.303		50:43.391	16	1:39.075	31.807	31.403	35.865	239.5	33:39.778
12	10:18.395	9:05.990	33.694	38.711		1:01:01.786	17	1:38.845	31.755	31.300	35.790	240.0	35:18.623
13	1:41.219	32.336	32.155	36.728	236.3	1:02:43.005	18	1:39.004	31.724	31.309	35.971	240.5	36:57.627
14	1:39.650	32.124	31.510	36.016	239.5	1:04:22.655	19	1:46.825B	32.421	31.828	42.576	240.0	38:44.452
15	1:39.976	31.928	31.290	36.758	237.4	1:06:02.631	20	37:44.010	...	36.180	39.180		1:16:28.462
16	1:50.136B	32.078	33.670	44.388	238.4	1:07:52.767	21	1:46.988	35.625	33.645	37.718	216.0	1:18:15.450
17	12:54.129	...	34.875	45.337		1:20:46.896	22	1:39.746	31.666	31.902	36.178	240.5	1:19:55.196
18	1:42.641	34.334	32.009	36.298	235.8	1:22:29.537	23	1:37.750	31.465	30.982	35.303	240.0	1:21:32.946
19	1:40.467	32.353	31.799	36.315	235.3	1:24:10.004	24	1:37.736	31.384	30.888	35.464	239.5	1:23:10.682
20	1:40.293	32.206	31.912	36.175	235.8	1:25:50.297	25	1:44.528	31.652	36.923	35.953	238.9	1:24:55.210
21	1:42.900	32.345	34.080	36.475	236.8	1:27:33.197	26	1:37.642	31.382	30.947	35.313	240.0	1:26:32.852
22	1:42.043	32.622	32.680	36.741	235.8	1:29:15.240	27	1:37.887	31.386	30.975	35.526	239.5	1:28:10.739
23	1:50.124B	32.546	32.268	45.310	235.8	1:31:05.364	28	1:51.310B	31.586	33.510	46.214	240.0	1:30:02.049
77 Bart HARRISON GBR Double R Dallara 326							91 Lorenzo CAMPOS AGO Double R Dallara 326	1	5:03.052	3:49.185	35.046	38.821	5:03.052
1	4:48.744	3:33.542	35.844	39.358		4:48.744	2	1:45.358	35.817	33.081	36.460	215.6	6:48.410
2	1:45.194	35.490	33.249	36.455	221.3	6:33.938	3	1:45.277	36.697	32.594	35.986	234.3	8:33.687
3	1:39.108	32.026	31.444	35.638	236.3	8:13.046	4	1:39.989	32.095	31.845	36.049	238.4	10:13.676
4	1:39.733	32.618	31.104	36.011	238.9	9:52.779	5	1:38.794	31.789	31.250	35.755	240.0	11:52.470
5	1:38.365	31.578	31.193	35.594	240.5	11:31.144	6	1:38.759	31.776	31.168	35.815	239.5	13:31.229
6	1:53.278B	35.337	32.090	45.851	240.5	13:24.422	7	1:38.500	31.624	30.998	35.878	240.0	15:09.729
7	7:44.399	6:33.069	32.812	38.518		21:08.821	8	1:47.758B	31.823	31.172	44.763	240.0	16:57.487
8	1:39.031	31.908	31.149	35.974	237.9	22:47.852	9	7:33.905	6:18.016	37.501	38.388		24:31.392
9	1:39.601	31.866	31.710	36.025	238.4	24:27.453	10	1:48.741	35.955	33.617	39.169	191.2	26:20.133
10	1:39.181	32.059	31.016	36.106	239.5	26:06.634	11	1:40.113	32.382	31.508	36.223	238.9	28:00.246
11	1:47.080B	32.147	31.452	43.481	236.8	27:53.714	12	1:38.757	31.860	31.047	35.850	240.0	29:39.003
12	42:13.966	...	35.198	39.720		1:10:07.680	13	1:42.935	31.726	33.320	37.889	239.5	31:21.938
13	1:44.865	34.275	33.751	36.839	231.8	1:11:52.545	14	1:40.371	31.871	31.324	37.176	241.1	33:02.309
14	1:38.523	31.871	31.099	35.553	235.3	1:13:31.068	15	1:53.992B	31.851	34.754	47.387	240.5	34:56.301
15	1:38.378	31.672	31.159	35.547	237.4	1:15:09.446	16	7:07.845	5:53.792	35.432	38.621		42:04.146
16	1:38.453	31.611	31.132	35.710	239.5	1:16:47.899	17	1:45.182	33.336	34.838	37.008	223.1	43:49.328
17	1:52.485	38.791	36.690	37.004	200.4	1:18:40.384	18	1:39.226	32.005	31.396	35.825	237.9	45:28.554
18	1:58.394B	32.953	36.632	48.809	237.4	1:20:38.778	19	1:38.650	31.847	31.056	35.747	239.5	47:07.204
19	6:01.408	4:53.303	32.055	36.050		1:26:40.186	20	1:38.411	31.710	31.035	35.666	239.5	48:45.615
20	1:38.761	31.781	31.128	35.852	235.8	1:28:18.947	21	1:53.474B	31.659	31.157	50.658	241.1	50:39.089
21	1:40.116	32.790	31.350	35.976	237.4	1:29:59.063	22	19:57.839	...	35.051	39.981		1:10:36.928
22	1:46.464B	31.798	31.124	43.542	236.8	1:31:45.527	23	1:48.315	34.341	32.682	41.292	220.9	1:12:25.243

EURO CUP 3



Eurocup3 Official Collective Test - PORTIMAO Day 1 - Session 3

Sector Analysis

— Invalidated Lap ■ Personal Best ■ Session Best B Crossing the pit lane

Lap	Time	Sector 1	Sector 2	Sector 3	T.Spd	Elapsed	Lap	Time	Sector 1	Sector 2	Sector 3	T.Spd	Elapsed
24	1:42.628	32.839	32.842	36.947	238.4	1:14:07.871							
25	1:38.127	31.634	30.998	35.495	238.9	1:15:45.998							
26	1:38.274	31.564	31.124	35.586	241.1	1:17:24.272							
27	1:37.869	31.434	30.837	35.598	241.6	1:19:02.141							
28	1:42.447	31.409	31.624	39.414	240.0	1:20:44.588							
29	1:52.483	36.768	37.331	38.384	199.6	1:22:37.071							
30	1:50.397 B	31.904	31.813	46.680	236.3	1:24:27.468							
31	6:42.502	5:34.628	31.714	36.160		1:31:09.970							

99	René LAMMERS	NLD				
	MP Motorsport	Dallara 326				
1	2:56.352	1:39.029	37.018	40.305		2:56.352
2	1:41.978	33.818	32.099	36.061	231.8	4:38.330
3	1:38.497	31.913	31.099	35.485	234.3	6:16.827
4	1:38.049	31.731	30.992	35.326	235.3	7:54.876
5	1:37.686	31.350	30.935	35.401	236.3	9:32.562
6	1:46.841	31.865	35.764	39.212	238.9	11:19.403
7	1:38.126	31.585	30.955	35.586	234.8	12:57.529
8	2:08.365 B	35.884	37.575	54.906	236.3	15:05.894
9	29:30.158	...	37.579	40.357		44:36.052
10	1:48.162	35.596	35.670	36.896	208.5	46:24.214
11	1:43.919	32.974	32.452	38.493	232.8	48:08.133
12	1:38.175	31.650	31.264	35.261	235.3	49:46.308
13	2:20.177 B	38.837	44.212	57.128	234.3	52:06.485
14	10:52.061	9:43.852	32.043	36.166		1:02:58.546
15	1:39.831	31.791	31.756	36.284	234.3	1:04:38.377
16	1:38.165	31.695	30.995	35.475	234.3	1:06:16.542
17	1:39.519	31.460	30.956	37.103	235.3	1:07:56.061
18	1:37.702	31.298	30.943	35.461	237.4	1:09:33.763
19	1:37.797	31.511	30.887	35.399	235.3	1:11:11.560
20	1:51.916 B	31.492	31.328	49.096	236.3	1:13:03.476