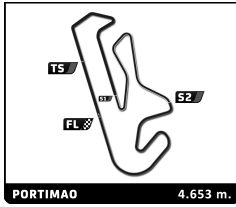


EURO CUP 3

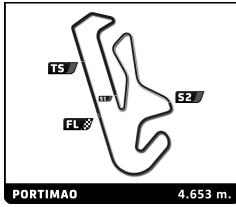


Eurocup3 Official Collective Test - PORTIMAO Day 2 - Session 1

Sector Analysis

— Invalidated Lap							■ Personal Best	■ Session Best	■ Crossing the pit lane				
Lap	Time	Sector 1	Sector 2	Sector 3	T.Sp	Elapsed	Lap	Time	Sector 1	Sector 2	Sector 3	T.Sp	Elapsed
2 Kacper SZTUKA POL													
Tecnicar Dallara 326													
1	3:28.380	2:10.722	36.696	40.962		3:28.380	15	1:40.764	31.635	33.371	35.758	241.6	44:46.521
2	1:53.100	36.455	33.625	43.020	225.0	5:21.480	16	1:37.079	31.033	30.662	35.384	244.3	46:23.600
3	1:41.709	31.401	31.511	38.797	241.1	7:03.189	17	1:36.858	30.472	30.736	35.650	246.0	48:00.458
4	1:37.460	30.883	30.924	35.653	240.5	8:40.649	18	1:36.945	30.575	30.701	35.669	245.5	49:37.403
5	1:37.262	30.752	30.911	35.599	240.0	10:17.911	19	1:43.479B	30.806	30.902	41.771	248.3	51:20.882
6	1:36.974	30.692	30.787	35.495	241.6	11:54.885							
7	2:00.470	35.473	39.198	45.799	242.7	13:55.355							
8	1:48.749B	30.924	31.935	45.890	241.1	15:44.104							
9	23:36.518	...	41.449	45.207		39:20.622							
10	1:58.741	38.353	38.160	42.228	232.8	41:19.363							
11	1:52.850	38.182	35.475	39.193	237.4	43:12.213							
12	1:45.668	32.910	32.083	40.675	209.3	44:57.881							
13	1:37.261	31.185	30.736	35.340	242.2	46:35.142							
14	1:36.627	30.562	30.648	35.417	243.2	48:11.769							
15	1:50.782	32.584	37.954	40.244	241.6	50:02.551							
16	1:50.451B	30.727	30.854	48.870	244.3	51:53.002							
3 Edouard BORGNA FRA													
Drivex Dallara 326													
1	3:52.526	2:36.144	36.627	39.755		3:52.526							
2	1:44.740	33.902	33.204	37.634	232.8	5:37.266							
3	1:45.321	32.030	36.221	37.070	244.9	7:22.587							
4	1:39.970	31.630	31.656	36.684	242.2	9:02.557							
5	1:39.044	31.383	31.405	36.256	242.7	10:41.601							
6	1:48.036	31.255	36.787	39.994	244.3	12:29.637							
7	1:38.995	31.179	31.504	36.312	243.8	14:08.632							
8	1:40.987	31.317	31.271	38.399	242.2	15:49.619							
9	1:47.119B	31.620	32.073	43.426	244.9	17:36.738							
10	23:18.626	...	38.754	39.935		40:55.364							
11	1:45.554	34.463	33.749	37.342	234.3	42:40.918							
12	1:41.022	32.153	32.146	36.723	244.3	44:21.940							
13	1:39.542	31.739	31.802	36.001	243.8	46:01.482							
14	1:38.466	31.038	31.377	36.051	243.8	47:39.948							
15	1:48.564	30.930	34.234	43.400	243.8	49:28.512							
16	1:43.093	31.014	32.644	39.435	246.6	51:11.605							
17	1:38.465	31.207	31.174	36.084	247.1	52:50.070							
18	1:46.498B	31.115	31.177	44.206	244.9	54:36.568							
4 Ean EYCKMANS BEL													
MP Motorsport Dallara 326													
1	4:06.687	2:46.672	39.227	40.788		4:06.687							
2	1:48.264	35.767	34.115	38.382	195.7	5:54.951							
3	1:44.964	33.930	33.371	37.663	204.2	7:39.915							
4	1:45.908	33.376	33.611	38.921	210.9	9:25.823							
5	1:56.786B	33.880	35.749	47.157	229.3	11:22.609							
6	7:13.733	6:02.859	33.950	36.924		18:36.342							
7	1:49.463	33.873	32.541	43.049	208.1	20:25.805							
8	1:39.647	32.096	31.559	35.992	240.0	22:05.452							
9	1:37.917	31.014	30.960	35.943	241.1	23:43.369							
10	1:37.660	30.870	30.894	35.896	241.6	25:21.029							
11	1:37.746	30.827	30.934	35.985	242.2	26:58.775							
12	1:46.559B	31.153	31.056	44.350	242.2	28:45.334							
13	12:36.118	...	34.702	37.436		41:21.452							
14	1:44.305	34.261	33.279	36.765	214.3	43:05.757							
5 Patrick HEUZENROEDER AUS													
Griffin Core by Campos Dallara 326													
1	4:42.857	3:26.723	36.356	39.778		4:42.857							
2	1:47.144	35.498	34.164	37.482	203.4	6:30.001							
3	1:39.753	31.743	31.901	36.109	237.9	8:09.754							
4	1:38.163	31.210	31.169	35.784	237.9	9:47.917							
5	1:37.673	30.946	31.006	35.721	239.5	11:25.590							
6	1:37.774	31.010	31.064	35.700	241.6	13:03.364							
7	1:38.045	30.923	31.054	36.068	241.1	14:41.409							
8	1:45.394B	31.073	31.063	43.258	240.5	16:26.803							
9	6:34.860	5:27.088	31.529	36.243		23:01.663							
10	1:37.823	31.011	30.951	35.861	238.4	24:39.486							
11	1:37.803	31.016	30.948	35.839	238.4	26:17.289							
12	1:37.848	30.886	30.956	36.006	240.0	27:55.137							
13	1:37.798	31.095	30.949	35.754	242.7	29:32.935							
14	1:46.280B	30.969	31.228	44.083	240.0	31:19.215							
15	12:14.927	...	35.897	38.157		43:34.142							
16	1:47.249	36.817	32.774	37.658	222.2	45:21.391							
17	1:39.701	32.149	31.470	36.082	242.2	47:01.092							
18	1:37.275	30.738	30.870	35.667	241.6	48:38.367							
19	1:41.272	30.770	32.455	38.047	243.8	50:19.639							
20	1:37.456	30.811	30.922	35.723	241.1	51:57.095							
21	1:37.425	30.833	30.896	35.696	242.2	53:34.520							
22	1:48.583B	30.837	33.124	44.622	241.6	55:23.103							
6 Stylianos KOLOVOS GRC													
Drivex Dallara 326													
1	3:48.550	2:33.439	35.906	39.205		3:48.550							
2	1:47.935	33.832	32.880	41.223	225.5	5:36.485							
3	1:39.350	31.505	31.572	36.273	242.2	7:15.835							
4	1:58.191	31.652	47.552	38.987	247.7	9:14.026							
5	1:38.857	31.282	31.338	36.237	242.2	10:52.883							
6	1:38.712	31.369	31.348	35.995	242.2	12:31.595							
7	1:38.448	31.291	31.285	35.872	243.2	14:10.043							
8	1:38.844	31.114	31.234	36.496	242.7	15:48.887							
9	1:38.820	31.453	31.363	36.004	242.2	17:27.707							
10	1:48.903B	31.989	31.952	44.962	240.5	19:16.610							
11	21:25.293	...	34.651	38.002		40:41.903							
12	1:45.989	34.873	33.183	37.933	215.6	42:27.892							
13	1:38.692	31.335	31.754	35.603	242.7	44:06.584							
14	1:39.016	31.735	31.332	35.949	243.2	45:45.600							
15	1:42.877	32.047	32.723	38.107	230.8	47:28.477							
16	1:38.459	31.277	31.232	35.950	243.8	49:06.936							
17	1:39.626	31.290	31.200	37.136	242.7	50:46.562							
18	1:39.472	31.412	32.020	36.040	244.3	52:26.034							
19	1:38.713	31.366	31.381	35.966	241.6	54:04.747							
20	1:53.582B	31.586	32.194	49.802	242.2	55:58.329							
7 Chistopher EL FEGHALI LBN													
Drivex Dallara 326													
1	3:28.945	2:08.418	36.270	44.257		3:28.945							

EURO CUP 3

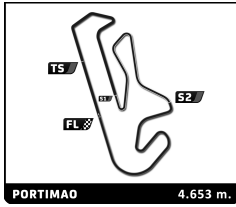


Eurocup3 Official Collective Test - PORTIMAO Day 2 - Session 1

Sector Analysis

— Invalidated Lap							■ Personal Best							■ Session Best							B Crossing the pit lane						
Lap	Time	Sector 1	Sector 2	Sector 3	T.Spd	Elapsed	Lap	Time	Sector 1	Sector 2	Sector 3	T.Spd	Elapsed	Lap	Time	Sector 1	Sector 2	Sector 3	T.Spd	Elapsed	Lap	Time	Sector 1	Sector 2	Sector 3	T.Spd	Elapsed
2	2:04.558	38.158	42.110	44.290	218.6	5:33.503	17	1:37.370	30.988	30.890	35.492	240.0	47:22.775	1	3:43.501	2:25.656	37.010	40.835					3:43.501				
3	1:55.338	32.040	40.821	42.477	242.7	7:28.841	18	1:37.253	30.862	30.666	35.725	240.5	49:00.028	2	1:56.711	34.062	39.862	42.787	232.8					5:40.212			
4	1:38.045	31.220	31.080	35.745	240.5	9:06.886	19	1:43.180	30.909	34.536	37.735	242.7	50:43.208	3	1:52.206	31.901	38.196	42.109	240.5					7:32.418			
5	1:37.474	30.834	30.934	35.706	243.2	10:44.360	20	1:37.191	30.898	30.769	35.524	240.0	52:20.399	4	1:38.251	31.296	31.105	35.850	239.5					9:10.669			
6	1:37.127	30.816	30.824	35.487	244.9	12:21.487	21	1:44.417B	30.891	31.121	42.405	240.0	54:04.816	5	1:37.662	30.903	30.959	35.800	241.6					10:48.331			
7	1:37.175	30.714	30.817	35.644	244.9	13:58.662								6	1:39.086	32.015	31.102	35.969	242.7					12:27.417			
8	1:41.715	30.743	30.850	40.122	243.2	15:40.377								7	1:37.605	30.922	30.886	35.797	241.6					14:05.022			
9	1:48.269B	30.905	30.754	46.610	243.2	17:28.646								8	1:37.794	30.959	30.978	35.857	240.0					15:42.816			
10	23:11.370	...	34.341	38.976		40:40.016								9	1:47.697B	30.932	31.041	45.724	241.6					17:30.513			
11	1:44.556	34.620	33.126	36.810	206.1	42:24.572								10	5:54.893	4:40.819	35.272	38.802					23:25.406				
12	1:37.888	31.324	31.132	35.432	244.9	44:02.460								11	1:44.015	34.164	32.795	37.056	198.9					25:09.421			
13	1:36.901	31.046	30.803	35.052	245.5	45:39.361								12	1:39.696	31.602	31.858	36.236	237.9					26:49.117			
14	1:37.229	31.105	30.697	35.427	244.9	47:16.590								13	1:37.867	31.019	30.928	35.920	239.5					28:26.984			
15	1:36.858	30.720	30.615	35.523	245.5	48:53.448								14	1:37.461	30.893	30.862	35.706	241.1					30:04.445			
16	1:50.616	38.504	34.111	38.001	235.8	50:44.064								15	1:37.743	30.872	30.975	35.896	241.1					31:42.188			
17	1:51.652B	32.565	32.349	46.738	246.0	52:35.716								16	1:45.447B	30.978	30.973	43.496	241.6					33:27.635			
8 Alceu FELDMANN BRA							10 Enzo TARNVANICHKUL THA																				
MP Motorsport Dallara 326							Griffin Core by Campos Dallara 326																				
1	3:29.250	2:15.478	34.991	38.781		3:29.250	1	3:43.501	2:25.656	37.010	40.835		3:43.501	2	1:56.711	34.062	39.862	42.787	232.8					5:40.212			
2	1:46.942	34.475	33.512	38.955	240.5	5:16.192	2	1:52.206	31.901	38.196	42.109	240.5	7:32.418	3	1:52.206	31.901	38.196	42.109	240.5					7:32.418			
3	1:43.700	33.434	32.598	37.668	240.0	6:59.892	4	1:38.251	31.296	31.105	35.850	239.5	9:10.669	4	1:38.251	31.296	31.105	35.850	239.5					9:10.669			
4	1:41.593	31.837	31.903	37.853	242.2	8:41.485	5	1:37.662	30.903	30.959	35.800	241.6	10:48.331	5	1:37.662	30.903	30.959	35.800	241.6					10:48.331			
5	1:50.281B	32.896	32.808	44.577	243.2	10:31.766	6	1:39.086	32.015	31.102	35.969	242.7	12:27.417	6	1:39.086	32.015	31.102	35.969	242.7					12:27.417			
6	10:05.996B	7:42.456	1:06.130	1:17.410		20:37.762	7	1:37.605	30.922	30.886	35.797	241.6	14:05.022	7	1:37.605	30.922	30.886	35.797	241.6					14:05.022			
7	10:25.932	9:14.001	34.716	37.215		31:03.694	8	1:37.794	30.959	30.978	35.857	240.0	15:42.816	8	1:37.794	30.959	30.978	35.857	240.0					15:42.816			
8	1:42.790	33.552	31.845	37.393	232.8	32:46.484	9	1:47.697B	30.932	31.041	45.724	241.6	17:30.513	9	1:47.697B	30.932	31.041	45.724	241.6					17:30.513			
9	1:38.782	31.358	31.283	36.141	238.4	34:25.266	10	5:54.893	4:40.819	35.272	38.802		23:25.406	10	5:54.893	4:40.819	35.272	38.802					23:25.406				
10	1:38.489	31.111	31.161	36.217	241.1	36:03.755	11	1:44.015	34.164	32.795	37.056	198.9	25:09.421	11	1:44.015	34.164	32.795	37.056	198.9					25:09.421			
11	1:44.735B	31.159	31.112	42.464	241.1	37:48.490	12	1:39.696	31.602	31.858	36.236	237.9	26:49.117	12	1:39.696	31.602	31.858	36.236	237.9					26:49.117			
12	6:54.003	5:41.517	35.181	37.305		44:42.493	13	1:37.867	31.019	30.928	35.920	239.5	28:26.984	13	1:37.867	31.019	30.928	35.920	239.5					28:26.984			
13	1:46.129	35.151	33.615	37.363	214.3	46:28.622	14	1:37.461	30.893	30.862	35.706	241.1	30:04.445	14	1:37.461	30.893	30.862	35.706	241.1					30:04.445			
14	1:37.600	30.979	30.899	35.722	242.2	48:06.222	15	1:37.743	30.872	30.975	35.896	241.1	31:42.188	15	1:37.743	30.872	30.975	35.896	241.1					31:42.188			
15	1:37.531	30.918	30.793	35.820	241.6	49:43.753	16	1:45.447B	30.978	30.973	43.496	241.6	33:27.635	16	1:45.447B	30.978	30.973	43.496	241.6					33:27.635			
16	1:37.544	30.849	30.935	35.760	242.7	51:21.297	17	9:19.502	8:00.553	37.598	41.351		42:47.137	17	9:19.502	8:00.553	37.598	41.351					42:47.137				
17	1:45.297	30.797	31.116	43.384	241.6	53:06.594	18	1:50.247	36.705	34.812	38.730	214.7	44:37.384	18	1:50.247	36.705	34.812	38.730	214.7					44:37.384			
18	1:39.554	30.878	30.969	37.707	242.7	54:46.148	19	1:45.185	32.010	31.896	41.279	242.7	46:22.569	19	1:45.185	32.010	31.896	41.279	242.7					46:22.569			
19	1:46.977B	30.897	30.803	45.277	241.6	56:33.125	20	1:37.039	30.714	30.772	35.553	241.6	47:59.608	20	1:37.039	30.714	30.772	35.553	241.6					47:59.608			
9 Thomas STRAUVEN BEL							11 Luca VIISOREANU ROU																				
Griffin Core by Campos Dallara 326							TC Racing Dallara 326																				
1	4:50.777	3:36.146	35.000	39.631		4:50.777	1	6:26.315	5:12.665	34.841	38.809		6:26.315	2	1:45.703	35.194	33.366	37.143	214.7					8:12.018			
2	1:51.425	35.721	36.037	39.667	222.2	6:42.202	2	1:45.703	35.194	33.366	37.143	214.7	8:12.018	2	1:45.703	35.194	33.366	37.143	214.7					8:12.018			
3	1:46.544	35.931	34.371	36.242	235.8	8:28.746	3	1:39.778	31.713	31.681	36.384	241.6	9:51.796	3	1:39.778	31.713	31.681	36.384	241.6					9:51.796			
4	1:37.837	31.099	30.934	35.804	237.4	10:06.583	4	1:38.851	31.277	31.466	36.108	243.2	11:30.647	4	1:38.851	31.277	31.466	36.108	243.2					11:30.647			
5	1:37.492	30.932	30.753	35.807	240.0	11:44.075	5	1:40.522	31.325	31.524	37.673	243.8	13:11.169	5	1:40.522	31.325	31.524	37.673	243.8					13:11.169			
6	1:37.359	30.922	30.745	35.692	241.1	13:21.434	6	1:39.536	31.439	31.729	36.368	242.7	14:50.705	6	1:39.536	31.439	31.729	36.368	242.7					14:50.705			
7	1:37.276	30.796	30.695	35.785	240.5	14:58.710	7	1:48.554B	32.866	32.013	43.675	242.2	16:39.259	7	1:48.554B	32.866	32.013	43.675	242.2					16:39.259			
8	1:47.860B	30.901	32.940	44.019	239.5	16:46.570	8	24:03.326	...	34.345	38.243		40:42.585	8	24:03.326	...	34.345	38.243					40:42.585				
9	7:34.318	6:26.468	31.963	35.887		24:20.888	9	1:49.831	38.549	33.229	38.053	227.8	42:32.416	9	1:49.831	38.549	33.229	38.053	227.8					42:32.416			
10	1:38.006	31.114	30.776	36.116	238.9	25:58.894	10	1:37.572	31.160	31.100	35.312	242.7	44:09.988	10	1:37.572	31.160	31.100	35.312	242.7					44:09.988			
11	1:37.737	30.990	30.923	35.824	240.5	27:36.631	11	1:38.238	31.343	31.155	35.740	244.3	45:48.226	11	1:38.238	31.343	31.155	35.740	244.3					45:48.226			
12	2:01.125	30.973	53.903	36.249	241.1	29:37.756	12	1:37.645	30.822	31.058	35.765	245.5	47:25.871	12	1:37.645	30.822	31.058	35.765	245.5					47:25.871			
13	1:44.349B	31.017	30.857	42.475	241.1	31:22.105	13	1:53.193	36.071	39.753	37.369	244.3	49:19.064	13	1:53.193	36.071	39.753	37.369	244.3					49:19.064			
14	10:33.355	9:11.030	37.755	44.570		41:55.460	14	1:41.646	31.002	32.898	37.746	243.8	51:00.710	14	1:41.646	31.002	32.898	37.746	243.8					51:00.710			
15	1:56.017																										

EURO CUP 3



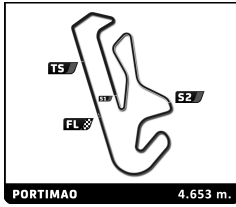
Eurocup3 Official Collective Test - PORTIMAO Day 2 - Session 1

Sector Analysis

— Invalidated Lap ■ Personal Best ■ Session Best B Crossing the pit lane

Lap	Time	Sector 1	Sector 2	Sector 3	T.Sp	Elapsed	Lap	Time	Sector 1	Sector 2	Sector 3	T.Sp	Elapsed
4	1:41.267	32.248	32.513	36.506	237.9	9:16.758	17	1:38.014	30.979	30.861	36.174	242.7	52:05.042
5	1:58.866	41.065	40.572	37.229	205.7	11:15.624	18	1:47.893	34.720	35.968	37.205	242.2	53:52.935
6	2:07.898 B	36.107	40.323	51.468	237.9	13:23.522	19	2:02.817 B	35.032	33.544	54.241	241.1	55:55.752
7	6:19.949	5:04.087	36.879	38.983		19:43.471	20 Benjamin BECKLEY CRI						
8	1:43.109	34.119	32.344	36.646	216.0	21:26.580	Tecnicar Dallara 326						
9	1:38.091	31.366	30.811	35.914	237.4	23:04.671	1	3:34.603	2:14.081	38.276	42.246		3:34.603
10	1:37.771	30.939	30.993	35.839	240.0	24:42.442	2	1:50.965	35.645	35.691	39.629	232.8	5:25.568
11	1:37.412	30.803	30.813	35.796	241.1	26:19.854	3	1:41.058	31.823	31.676	37.559	240.5	7:06.626
12	1:37.704	30.990	30.824	35.890	241.1	27:57.558	4	1:39.654	31.547	31.404	36.703	239.5	8:46.280
13	1:43.953 B	31.360	31.061	41.532	242.2	29:41.511	5	1:39.843	31.478	31.436	36.929	240.0	10:26.123
14	10:54.482	9:35.936	37.591	40.955		40:35.993	6	1:39.502	31.449	31.648	36.405	243.2	12:05.625
15	1:43.831	35.047	32.053	36.731	214.7	42:19.824	7	1:41.928	31.287	33.180	37.461	240.0	13:47.553
16	1:37.511	31.135	30.792	35.584	240.0	43:57.335	8	1:39.283	31.266	31.304	36.713	240.0	15:26.836
17	1:36.438	30.761	30.622	35.055	242.2	45:33.773	9	1:55.205 B	36.722	32.371	46.112	239.5	17:22.041
18	1:37.378	31.169	30.623	35.586	241.1	47:11.151	10	12:26.950	...	37.160	38.731		29:48.991
19	1:37.259	30.859	30.725	35.675	241.6	48:48.410	11	1:44.905	32.989	35.080	36.836	230.8	31:33.896
20	1:42.770 B	30.750	30.716	41.304	241.6	50:31.180	12	1:40.149	31.741	31.734	36.674	237.4	33:14.045
14 Keanu AL AZHARI ARE							22 Adam AL AZHARI UAE						
Hitech Dallara 326							Tecnicar Dallara 326						
1	4:16.673	3:01.806	35.772	39.095		4:16.673	1	3:38.609	2:22.817	35.668	40.124		3:38.609
2	1:44.582	34.044	33.231	37.307	222.2	6:01.255	2	1:53.776	34.672	35.389	43.715	208.5	5:32.385
3	1:42.691	33.132	32.658	36.901	233.8	7:43.946	3	1:44.743	33.784	32.087	38.872	193.2	7:17.128
4	1:37.865	31.007	31.268	35.590	241.1	9:21.811	4	2:00.238 B	31.458	38.444	50.336	243.8	9:17.366
5	1:54.984	37.784	37.455	39.745	218.2	11:16.795	5	18:50.827	...	34.124	37.468		28:08.193
6	1:37.228	30.794	30.905	35.529	243.8	12:54.023	6	1:45.188	34.139	32.006	39.043	198.9	29:53.381
7	1:37.825	31.111	30.930	35.784	240.0	14:31.848	7	1:37.861	31.010	31.198	35.653	240.5	31:31.242
8	1:37.407	30.876	30.934	35.597	240.5	16:09.255	8	1:46.555	31.109	33.773	41.673	239.5	33:17.797
9	1:44.105 B	31.712	31.061	41.332	241.1	17:53.360	9	1:37.835	31.058	31.076	35.701	243.2	34:55.632
10	24:53.288	...	37.765	40.035		42:46.648	10	1:44.637 B	30.796	31.320	42.521	244.3	36:40.269
11	1:45.048	33.909	33.629	37.510	228.3	44:31.696	11	6:35.988	5:12.320	43.858	39.810		43:16.257
12	1:41.859	33.142	32.780	35.937	241.1	46:13.555	12	1:48.256	35.663	34.721	37.872	197.1	45:04.513
13	1:36.818	30.754	30.677	35.387	241.6	47:50.373	13	1:44.040	34.285	32.703	37.052	201.5	46:48.553
14	1:36.916	30.726	30.770	35.420	242.2	49:27.289	14	1:37.510	30.896	30.945	35.669	242.2	48:26.063
15	1:37.091	30.710	30.720	35.661	244.3	51:04.380	15	1:39.446	30.894	30.936	37.616	241.6	50:05.509
16	1:53.908	38.634	39.159	36.115	236.8	52:58.288	16	1:49.512	31.644	38.330	39.538	242.7	51:55.021
17	1:37.523	30.839	30.876	35.808	243.2	54:35.811	17	1:37.627	30.957	30.923	35.747	239.5	53:32.648
18	1:44.382 B	30.726	30.896	42.760	241.6	56:20.193	18	1:52.895 B	30.996	36.263	45.636	239.5	55:25.543
16 Bianca BUSTAMANTE PHL							23 Stefan BOSTANDJIEV BGR						
Palou Motorsport Dallara 326							Hitech Dallara 326						
1	3:25.733	2:04.617	37.995	43.121		3:25.733	1	4:24.571	3:09.273	36.103	39.195		4:24.571
2	1:52.198	37.026	34.869	40.303	188.8	5:17.931	2	1:46.242	35.796	33.478	36.968	182.1	6:10.813
3	1:53.195	35.496	33.062	44.637	177.3	7:11.126	3	1:39.903	31.926	31.727	36.250	239.5	7:50.716
4	1:38.636	31.205	31.427	36.004	243.8	8:49.762	4	1:38.137	31.209	31.152	35.776	241.1	9:28.853
5	1:38.202	31.000	31.342	35.860	244.9	10:27.964	5	1:53.532	37.530	36.203	39.799	200.7	11:22.385
6	1:44.496	33.092	34.244	37.160	243.8	12:12.460	6	1:38.427	31.587	31.141	35.699	242.2	13:00.812
7	1:37.896	31.104	30.913	35.879	243.2	13:50.356	7	1:38.123	31.090	31.219	35.814	241.1	14:38.935
8	1:43.983	32.568	32.081	39.334	243.8	15:34.339	8	1:38.121	31.140	31.104	35.877	241.6	16:17.056
9	1:55.373 B	31.541	34.458	49.374	252.3	17:29.712							
10	22:33.816	...	36.250	41.872		40:03.528							
11	1:52.429	37.457	34.548	40.424	186.9	41:55.957							
12	1:48.984	37.788	32.800	38.396	194.2	43:44.941							
13	1:38.892	31.547	31.610	35.735	243.2	45:23.833							
14	1:38.277	31.425	31.044	35.808	243.2	47:02.110							
15	1:41.112	32.955	31.383	36.774	246.6	48:43.222							
16	1:43.806	31.022	33.335	39.449	242.2	50:27.028							

EURO CUP 3

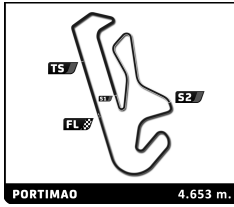


Eurocup3 Official Collective Test - PORTIMAO Day 2 - Session 1

Sector Analysis

— Invalidated Lap							■ Personal Best							■ Session Best							B Crossing the pit lane													
Lap	Time	Sector 1	Sector 2	Sector 3	T.Spd	Elapsed	Lap	Time	Sector 1	Sector 2	Sector 3	T.Spd	Elapsed	Lap	Time	Sector 1	Sector 2	Sector 3	T.Spd	Elapsed	Lap	Time	Sector 1	Sector 2	Sector 3	T.Spd	Elapsed							
9	1:47.468 B	31.233	31.642	44.593	241.6	18:04.524	17	1:37.219	30.832	30.730	35.657	243.2	50:12.432	18	1:48.990	34.899	36.318	37.773	242.7	52:01.422	19	1:39.857	30.958	31.019	37.880	242.7	53:41.279	20	2:02.403 B	37.536	34.130	50.737	165.6	55:43.682
10	24:45.190	...	34.157	40.232		42:49.714	1	3:27.799	2:12.325	35.652	39.822		3:27.799	2	2:06.616	40.869	42.608	43.139	224.1	5:34.415	3	1:40.935	32.207	32.084	36.644	241.6	7:15.350	4	1:39.612	31.655	31.573	36.384	241.6	8:54.962
11	1:46.555	33.533	33.485	39.537	240.0	44:36.269	5	1:39.547	31.545	31.577	36.425	241.6	10:34.509	6	1:39.307	31.597	31.324	36.386	242.2	12:13.816	7	1:39.403	31.427	31.360	36.616	241.6	13:53.219	8	1:40.515	31.875	31.668	36.972	240.0	15:33.734
12	1:42.475	31.824	32.496	38.155	242.2	46:18.744	9	1:43.114	33.041	33.344	36.729	237.9	17:16.848	10	1:39.695	31.636	31.727	36.332	240.0	18:56.543	11	1:46.045 B	31.539	31.604	42.902	238.9	20:42.588	12	20:00.323	...	34.218	38.036		40:42.911
13	1:37.771	31.002	30.950	35.819	241.1	47:56.515	13	1:50.892	38.737	33.223	38.932	224.5	42:33.803	14	1:38.853	31.439	31.545	35.869	242.2	44:12.656	15	1:39.185	31.633	31.369	36.183	242.2	45:51.841	16	1:38.692	31.359	31.291	36.042	241.1	47:30.533
14	1:37.661	30.970	30.870	35.821	241.6	49:34.176	14	1:38.853	31.439	31.545	35.869	242.2	44:12.656	17	1:39.014	31.341	31.502	36.171	242.2	49:09.547	18	1:53.054	36.472	37.760	38.822	236.3	51:02.601							
15	1:37.745	30.821	30.784	36.140	243.2	51:11.921	15	1:39.185	31.633	31.369	36.183	242.2	45:51.841	19	1:38.957	31.605	31.370	35.982	244.3	52:41.558	20	1:38.797	31.179	31.468	36.150	241.1	54:20.355							
16	1:48.431	34.921	35.796	37.714	180.9	53:00.352	16	1:38.692	31.359	31.291	36.042	241.1	47:30.533	21	1:49.382 B	31.364	33.565	44.453	238.4	56:09.737	17	1:39.014	31.341	31.502	36.171	242.2	49:09.547							
17	1:38.386	31.032	31.219	36.135	241.6	54:38.738	17	1:39.014	31.341	31.502	36.171	242.2	49:09.547	1	3:23.707	2:01.333	38.800	43.574		3:23.707	2	1:52.588	36.840	35.225	40.523	205.3	5:16.295							
18	1:47.854 B	30.917	32.520	44.417	242.7	56:26.592	18	1:53.054	36.472	37.760	38.822	236.3	51:02.601	3	1:48.533	35.108	32.997	40.428	217.3	7:04.828	4	1:39.686	31.210	31.144	37.332	245.5	8:44.514							
26 Tommy HARFIELD UK							31 Renzo BARBUY ARG							33 Rafael PERARD FRA																				
Double R Dallara 326							TC Racing Dallara 326							Palou Motorsport Dallara 326																				
1	3:43.905	2:27.631	36.326	39.948		3:43.905	1	3:27.799	2:12.325	35.652	39.822		3:27.799	1	3:23.707	2:01.333	38.800	43.574		3:23.707	2	1:52.588	36.840	35.225	40.523	205.3	5:16.295							
2	1:47.097	34.699	34.160	38.238	228.8	5:31.002	2	2:06.616	40.869	42.608	43.139	224.1	5:34.415	2	1:52.588	36.840	35.225	40.523	205.3	5:16.295	3	1:48.533	35.108	32.997	40.428	217.3	7:04.828							
3	1:40.842	31.757	31.612	37.473	239.5	7:11.844	3	1:40.935	32.207	32.084	36.644	241.6	7:15.350	3	1:48.533	35.108	32.997	40.428	217.3	7:04.828	4	1:39.686	31.210	31.144	37.332	245.5	8:44.514							
4	1:39.403	31.910	31.387	36.106	240.0	8:51.247	4	1:39.612	31.655	31.573	36.384	241.6	8:54.962	4	1:39.686	31.210	31.144	37.332	245.5	8:44.514	5	1:37.783	31.116	30.953	35.714	243.8	10:22.297							
5	1:38.210	31.098	31.195	35.917	242.7	10:29.457	5	1:39.547	31.545	31.577	36.425	241.6	10:34.509	5	1:37.783	31.116	30.953	35.714	243.8	10:22.297	6	1:37.594	30.990	30.932	35.672	245.5	11:59.891							
6	1:38.154	31.138	31.097	35.919	243.8	12:07.611	6	1:39.307	31.597	31.324	36.386	242.2	12:13.816	6	1:37.594	30.990	30.932	35.672	245.5	11:59.891	7	1:37.562	30.830	31.019	35.713	245.5	13:37.453							
7	1:38.301	31.028	31.228	36.045	241.6	13:45.912	7	1:39.403	31.427	31.360	36.616	241.6	13:53.219	7	1:37.562	30.830	31.019	35.713	245.5	13:37.453	8	1:37.909	31.075	31.041	35.793	244.3	15:15.362							
8	1:38.139	31.113	31.062	35.964	241.6	15:24.051	8	1:40.515	31.875	31.668	36.972	240.0	15:33.734	8	1:37.909	31.075	31.041	35.793	244.3	15:15.362	9	1:37.689	30.989	30.898	35.802	243.8	16:53.051							
9	1:38.163	31.057	31.101	36.005	240.5	17:02.214	9	1:43.114	33.041	33.344	36.729	237.9	17:16.848	9	1:37.689	30.989	30.898	35.802	243.8	16:53.051	10	1:42.693 B	31.097	30.892	40.704	242.7	18:35.744							
10	1:51.811 B	33.782	33.429	44.600	226.4	18:54.025	10	1:39.695	31.636	31.727	36.332	240.0	18:56.543	10	1:42.693 B	31.097	30.892	40.704	242.7	18:35.744	11	21:25.117	...	38.713	42.649		40:00.861							
11	6:06.835	4:52.515	35.383	38.937		25:00.860	11	1:46.045 B	31.539	31.604	42.902	238.9	20:42.588	11	21:25.117	...	38.713	42.649		40:00.861	12	1:53.615	37.026	35.281	41.308	197.8	41:54.476							
12	1:43.075	33.411	32.763	36.901	233.3	26:43.935	12	20:00.323	...	34.218	38.036		40:42.911	12	1:53.615	37.026	35.281	41.308	197.8	41:54.476	13	1:44.443	34.852	33.436	36.155	199.3	43:38.919							
13	1:38.961	31.535	31.483	35.943	238.4	28:22.896	13	1:50.892	38.737	33.223	38.932	224.5	42:33.803	13	1:44.443	34.852	33.436	36.155	199.3	43:38.919	14	1:37.648	31.601	30.935	35.112	244.3	45:16.567							
14	1:37.795	31.034	31.087	35.674	240.5	30:00.691	14	1:38.853	31.439	31.545	35.869	242.2	44:12.656	14	1:37.648	31.601	30.935	35.112	244.3	45:16.567	15	1:37.673	31.105	30.863	35.705	244.9	46:54.240							
15	1:38.291	31.070	31.407	35.814	241.1	31:38.982	15	1:39.185	31.633	31.369	36.183	242.2	45:51.841	15	1:37.673	31.105	30.863	35.705	244.9	46:54.240	16	1:37.021	30.775	30.660	35.586	244.3	48:31.261							
16	1:37.760	30.911	30.936	35.913	241.1	33:16.742	16	1:38.692	31.359	31.291	36.042	241.1	47:30.533	16	1:37.021	30.775	30.660	35.586	244.3	48:31.261	17	1:50.031	30.822	36.011	43.198	243.2	50:21.292							
17	1:37.722	30.920	31.045	35.757	241.1	34:54.464	17	1:39.014	31.341	31.502	36.171	242.2	49:09.547	17	1:50.031	30.822	36.011	43.198	243.2	50:21.292	18	1:37.181	30.698	30.796	35.687	244.3	51:58.473							
18	1:42.397	30.882	34.873	36.642	244.3	36:36.861	18	1:53.054	36.472	37.760	38.822	236.3	51:02.601	18	1:37.181	30.698	30.796	35.687	244.3	51:58.473	19	1:44.663	31.097	34.103	39.463	243.8	53:43.136							
19	1:46.239 B	30.902	31.833	43.504	241.6	38:23.100	19	1:38.957	31.605	31.370	35.982	244.3	52:41.558	19	1:44.663	31.097	34.103	39.463	243.8	53:43.136	20	1:45.181 B	30.922	30.861	43.398	242.2	55:28.317							
20	9:23.934	8:14.534	32.826	36.574		47:47.034	20	1:38.797	31.179	31.468	36.150	241.1	54:20.355	20	1:45.181 B	30.922	30.861	43.398	242.2	55:28.317														
21	1:38.433	31.207	31.078	36.148	241.6	49:25.467	21	1:49.382 B	31.364	33.565	44.453	238.4	56:09.737																					
22	1:37.987	30.949	31.103	35.935	241.6	51:03.454																												
23	1:39.297	30.976	32.245	36.076	244.9	52:42.751																												
24	1:38.287	30.847	31.356	36.084	244.3	54:21.038																												
25	1:45.025 B	30.988	31.107	42.930	244.9	56:06.063																												
27 Heitor DALL'AGNOL BRA							37 Filippo FIORENTINO BRA																											
Palou Motorsport Dallara 326							Drivex Dallara 326																											
1	3:25.061	2:03.978	38.115	42.968		3:25.061	1	3:19.791	2:03.272	36.446	40.073		3:19.791																					
2	1:52.495	37.003	35.086	40.406	192.2	5:17.556	2	1:46.725	35.803	33.471	37.451	214.3	5:06.516																					
3	1:52.866	35.488	33.210	44.168	205.7	7:10.422	3	1:38.518	31.408	31.160	35.950	242.7	6:45.034																					
4	1:37.632	31.088	30.813	35.731	244.3	8:48.054																												
5	1:37.224	30.746	30.819	35.659	242.7	10:25.278																												
6	1:37.247	30.752	30.821	35.674	243.8	12:02.525																												
7	1:37.344	30.792	30.855	35.697	244.3	13:39.869																												
8	1:37.404																																	

EURO CUP 3



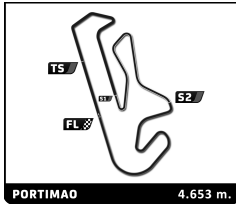
Eurocup3 Official Collective Test - PORTIMAO Day 2 - Session 1

Sector Analysis

— Invalidated Lap ■ Personal Best ■ Session Best B Crossing the pit lane

Lap	Time	Sector 1	Sector 2	Sector 3	T.Sp	Elapsed	Lap	Time	Sector 1	Sector 2	Sector 3	T.Sp	Elapsed
4	1:37.694	30.960	31.016	35.718	242.2	8:22.728	21	1:40.607	30.678	30.761	39.168	239.5	53:18.473
5	1:37.846	30.879	30.973	35.994	242.2	10:00.574	22	1:46.490 B	30.671	30.703	45.116	239.5	55:04.963
6	1:37.624	30.909	30.988	35.727	243.2	11:38.198	44 Rayan CARETTI FRA						
7	1:58.853	36.031	46.495	36.327	243.8	13:37.051	GRS Dallara 326						
8	1:47.827 B	30.968	32.007	44.852	244.9	15:24.878	1	3:31.263	2:12.886	35.649	42.728		3:31.263
9	25:16.367	...	34.561	38.415		40:41.245	2	1:53.055	37.234	33.761	42.060	235.8	5:24.318
10	1:44.941	34.778	33.240	36.923	226.4	42:26.186	3	1:39.668	31.541	31.404	36.723	241.6	7:03.986
11	1:37.880	30.919	31.673	35.288	244.9	44:04.066	4	1:38.263	31.090	31.227	35.946	244.3	8:42.249
12	1:37.009	31.127	30.732	35.150	247.1	45:41.075	5	1:38.467	31.198	31.292	35.977	246.0	10:20.716
13	1:37.422	31.022	30.837	35.563	246.0	47:18.497	6	1:38.054	30.979	31.118	35.957	244.3	11:58.770
14	1:37.423	30.699	30.830	35.894	246.0	48:55.920	7	1:38.631	31.081	31.122	36.428	243.2	13:37.401
15	1:49.778	37.131	34.145	38.502	245.5	50:45.698	8	1:43.795	31.550	35.717	36.528	230.8	15:21.196
16	1:47.098 B	30.930	31.146	45.022	244.9	52:32.796	9	1:47.073 B	31.358	31.639	44.076	241.6	17:08.269
39 Santino PANETTA ARG							44 Rayan CARETTI FRA						
Hitech Dallara 326							GRS Dallara 326						
1	4:19.625	3:04.224	36.067	39.334		4:19.625	10	21:56.795	...	34.599	38.263		39:05.064
2	1:44.669	34.197	33.416	37.056	237.9	6:04.294	11	1:43.647	32.898	32.450	38.299	230.3	40:48.711
3	1:41.357	32.553	32.112	36.692	242.2	7:45.651	12	1:51.181	33.197	40.378	37.606	241.6	42:39.892
4	1:37.720	30.932	31.130	35.658	242.7	9:23.371	13	1:37.512	31.039	31.106	35.367	243.2	44:17.404
5	1:54.659	37.150	38.239	39.270	200.0	11:18.030	14	1:40.249	33.339	31.117	35.793	245.5	45:57.653
6	1:37.626	30.965	31.103	35.558	244.3	12:55.656	15	1:37.559	30.824	31.012	35.723	243.2	47:35.212
7	1:37.672	30.961	31.029	35.682	243.2	14:33.328	16	1:37.754	30.968	31.032	35.754	243.8	49:12.966
8	1:37.666	30.882	31.066	35.718	243.2	16:10.994	17	1:53.687	35.217	41.210	37.260	245.5	51:06.653
9	1:44.557 B	30.886	31.253	42.418	242.7	17:55.551	18	1:38.463	31.122	30.956	36.385	242.2	52:45.116
10	24:51.814	...	37.699	40.032		42:47.365	19	1:41.529	30.886	31.210	39.433	243.2	54:26.645
11	1:45.835	33.983	33.507	38.345	230.8	44:33.200	20	1:52.240 B	30.962	35.283	45.995	245.5	56:18.885
12	1:41.813	32.352	33.334	36.127	243.8	46:15.013	48 James EGOZI USA						
13	1:37.114	30.793	30.833	35.488	244.3	47:52.127	Palou Motorsport Dallara 326						
14	1:37.070	30.749	30.870	35.451	243.8	49:29.197	1	3:22.677	2:00.241	38.382	44.054		3:22.677
15	1:40.296	30.669	31.575	38.052	247.1	51:09.493	2	1:52.226	36.908	34.764	40.554	203.4	5:14.903
16	1:37.520	30.784	31.056	35.680	243.2	52:47.013	3	1:44.193	35.649	32.322	36.222	202.6	6:59.096
17	1:39.027	30.766	30.913	37.348	244.3	54:26.040	4	1:37.315	30.925	30.933	35.457	240.5	8:36.411
18	1:46.885 B	30.918	30.931	45.036	242.7	56:12.925	5	1:36.879	30.746	30.703	35.430	241.6	10:13.290
41 Alex POWELL USA							48 James EGOZI USA						
Griffin Core by Campos Dallara 326							Palou Motorsport Dallara 326						
1	4:59.774	3:44.555	35.905	39.314		4:59.774	6	1:36.845	30.687	30.628	35.530	243.8	11:50.135
2	1:46.945	34.145	34.337	38.463	232.3	6:46.719	7	1:45.907	36.650	33.163	36.094	202.2	13:36.042
3	1:44.816	33.576	33.336	37.904	237.4	8:31.535	8	1:36.974	30.744	30.697	35.533	241.1	15:13.016
4	1:38.123	31.295	31.030	35.798	237.4	10:09.658	9	1:48.714 B	33.491	32.100	43.123	241.6	17:01.730
5	1:37.427	30.875	30.807	35.745	240.5	11:47.085	10	22:57.911	...	38.857	42.169		39:59.641
6	1:37.380	30.786	30.937	35.657	241.1	13:24.465	11	1:53.742	37.465	35.122	41.155	184.0	41:53.383
7	1:37.886	30.967	30.833	36.086	240.5	15:02.351	12	1:44.104	34.894	33.340	35.870	213.9	43:37.487
8	1:48.259 B	30.969	30.813	46.477	239.5	16:50.610	13	1:37.802	31.709	30.917	35.176	242.7	45:15.289
9	6:56.780	5:48.305	32.420	36.055		23:47.390	14	1:37.154	31.091	30.630	35.433	242.7	46:52.443
10	1:39.660	32.629	31.086	35.945	237.9	25:27.050	15	1:45.206	30.699	37.751	36.756	243.8	48:37.649
11	1:37.609	30.997	30.907	35.705	238.4	27:04.659	16	1:46.649	30.695	38.231	37.723	242.7	50:24.298
12	1:37.484	30.950	30.873	35.661	239.5	28:42.143	17	1:48.253 B	30.838	30.737	46.678	242.2	52:12.551
13	1:37.160	30.738	30.820	35.602	238.9	30:19.303	70 Jakob BERGMEISTER DEU						
14	1:37.358	30.850	30.743	35.765	239.5	31:56.661	GRS Dallara 326						
15	1:44.861 B	31.029	30.978	42.854	238.9	33:41.522	1	3:33.002	2:16.607	36.345	40.050		3:33.002
16	11:18.501	...	35.268	37.576		45:00.023	2	1:53.732	36.213	34.292	43.227	237.9	5:26.734
17	1:43.224	33.667	32.316	37.241	232.8	46:43.247	3	1:40.918	31.873	31.970	37.075	241.1	7:07.652
18	1:40.951	32.733	32.220	35.998	238.9	48:24.198	4	1:41.159	32.171	31.739	37.249	240.5	8:48.811
19	1:36.877	30.787	30.606	35.484	238.9	50:01.075	5	1:48.095	36.245	35.067	36.783	241.6	10:36.906
20	1:36.791	30.591	30.596	35.604	240.0	51:37.866	6	1:39.577	31.526	31.567	36.484	240.0	12:16.483
							7	1:39.754	31.601	31.634	36.519	240.0	13:56.237
							8	1:49.406 B	31.616	32.068	45.722	241.6	15:45.643
							9	10:27.079	9:16.428	33.567	37.084		26:12.722

EURO CUP 3



Eurocup3 Official Collective Test - PORTIMAO Day 2 - Session 1

Sector Analysis

— Invalidated Lap ■ Personal Best ■ Session Best B Crossing the pit lane

Lap	Time	Sector 1	Sector 2	Sector 3	T.Spd	Elapsed	Lap	Time	Sector 1	Sector 2	Sector 3	T.Spd	Elapsed
91 Lorenzo CAMPOS							AGO						
Double R							Dallara 326						
1	3:45.306	2:29.565	35.828	39.913		3:45.306	1	3:45.306	2:29.565	35.828	39.913		3:45.306
2	1:47.184	35.263	33.303	38.618	212.6	5:32.490	2	1:47.184	35.263	33.303	38.618	212.6	5:32.490
3	1:40.459	32.028	31.970	36.461	239.5	7:12.949	3	1:40.459	32.028	31.970	36.461	239.5	7:12.949
4	1:40.124	31.751	31.435	36.938	243.2	8:53.073	4	1:40.124	31.751	31.435	36.938	243.2	8:53.073
5	1:39.083	31.411	31.426	36.246	242.7	10:32.156	5	1:39.083	31.411	31.426	36.246	242.7	10:32.156
6	1:38.635	31.338	31.099	36.198	242.7	12:10.791	6	1:38.635	31.338	31.099	36.198	242.7	12:10.791
7	1:37.975	31.110	30.947	35.918	242.2	13:48.766	7	1:37.975	31.110	30.947	35.918	242.2	13:48.766
8	2:14.438 B	38.569	41.149	54.720	206.9	16:03.204	8	2:14.438 B	38.569	41.149	54.720	206.9	16:03.204
9	4:41.791	3:28.482	34.348	38.961		20:44.995	9	4:41.791	3:28.482	34.348	38.961		20:44.995
10	1:43.101	34.099	32.428	36.574	212.2	22:28.096	10	1:43.101	34.099	32.428	36.574	212.2	22:28.096
11	1:38.840	31.552	31.163	36.125	237.9	24:06.936	11	1:38.840	31.552	31.163	36.125	237.9	24:06.936
12	1:37.910	31.072	30.909	35.929	239.5	25:44.846	12	1:37.910	31.072	30.909	35.929	239.5	25:44.846
13	1:37.736	30.957	30.919	35.860	240.5	27:22.582	13	1:37.736	30.957	30.919	35.860	240.5	27:22.582
14	1:37.700	31.017	30.793	35.890	240.5	29:00.282	14	1:37.700	31.017	30.793	35.890	240.5	29:00.282
15	1:37.403	30.875	30.692	35.836	240.5	30:37.685	15	1:37.403	30.875	30.692	35.836	240.5	30:37.685
16	1:52.314 B	33.244	33.656	45.414	240.0	32:29.999	16	1:52.314 B	33.244	33.656	45.414	240.0	32:29.999
17	11:44.733	...	36.671	38.815		44:14.732	17	11:44.733	...	36.671	38.815		44:14.732
18	1:50.136	37.449	35.500	37.187	193.5	46:04.868	18	1:50.136	37.449	35.500	37.187	193.5	46:04.868
19	1:40.378	32.171	31.720	36.487	237.4	47:45.246	19	1:40.378	32.171	31.720	36.487	237.4	47:45.246
20	1:37.803	30.969	30.885	35.949	241.1	49:23.049	20	1:37.803	30.969	30.885	35.949	241.1	49:23.049
21	1:39.111	30.978	30.989	37.144	242.2	51:02.160	21	1:39.111	30.978	30.989	37.144	242.2	51:02.160
22	1:37.654	30.915	30.835	35.904	242.7	52:39.814	22	1:37.654	30.915	30.835	35.904	242.7	52:39.814
23	1:48.512	30.952	38.852	38.708	240.5	54:28.326	23	1:48.512	30.952	38.852	38.708	240.5	54:28.326
24	1:38.066	30.960	30.969	36.137	242.2	56:06.392	24	1:38.066	30.960	30.969	36.137	242.2	56:06.392
77 Bart HARRISON							GBR						
Double R							Dallara 326						
1	3:39.574	2:21.837	36.687	41.050		3:39.574	1	3:39.574	2:21.837	36.687	41.050		3:39.574
2	1:49.490	35.330	34.398	39.762	198.2	5:29.064	2	1:49.490	35.330	34.398	39.762	198.2	5:29.064
3	1:40.378	32.185	31.533	36.660	237.9	7:09.442	3	1:40.378	32.185	31.533	36.660	237.9	7:09.442
4	2:02.586	42.263	39.453	40.870	180.9	9:12.028	4	2:02.586	42.263	39.453	40.870	180.9	9:12.028
5	1:45.423 B	31.254	31.107	43.062	241.6	10:57.451	5	1:45.423 B	31.254	31.107	43.062	241.6	10:57.451
6	4:06.217	2:51.907	35.028	39.282		15:03.668	6	4:06.217	2:51.907	35.028	39.282		15:03.668
7	1:42.995	32.988	33.232	36.775	232.8	16:46.663	7	1:42.995	32.988	33.232	36.775	232.8	16:46.663
8	1:45.606	34.478	34.950	36.178	237.9	18:32.269	8	1:45.606	34.478	34.950	36.178	237.9	18:32.269
9	1:38.318	31.227	31.147	35.944	239.5	20:10.587	9	1:38.318	31.227	31.147	35.944	239.5	20:10.587
10	1:38.006	31.073	30.946	35.987	240.0	21:48.593	10	1:38.006	31.073	30.946	35.987	240.0	21:48.593
11	1:38.000	31.157	30.884	35.959	239.5	23:26.593	11	1:38.000	31.157	30.884	35.959	239.5	23:26.593
12	1:50.666 B	31.004	35.541	44.121	242.7	25:17.259	12	1:50.666 B	31.004	35.541	44.121	242.7	25:17.259
13	15:53.611	...	36.460	40.871		41:10.870	13	15:53.611	...	36.460	40.871		41:10.870
14	1:56.092	34.947	34.829	46.316	222.7	43:06.962	14	1:56.092	34.947	34.829	46.316	222.7	43:06.962
15	1:41.339	31.129	33.725	36.485	242.2	44:48.301	15	1:41.339	31.129	33.725	36.485	242.2	44:48.301
16	1:37.926	31.211	30.916	35.799	242.7	46:26.227	16	1:37.926	31.211	30.916	35.799	242.7	46:26.227
17	1:37.349	30.868	30.702	35.779	242.2	48:03.576	17	1:37.349	30.868	30.702	35.779	242.2	48:03.576
18	1:51.452	31.983	37.499	41.970	241.1	49:55.028	18	1:51.452	31.983	37.499	41.970	241.1	49:55.028
19	1:37.760	30.951	30.848	35.961	240.5	51:32.788	19	1:37.760	30.951	30.848	35.961	240.5	51:32.788
20	1:46.294 B	30.888	32.903	42.503	239.5	53:19.082	20	1:46.294 B	30.888	32.903	42.503	239.5	53:19.082
84 Genaro TRAPPA							ARG						
Hitech							Dallara 326						
1	4:23.385	3:07.513	36.890	38.982		4:23.385	1	4:23.385	3:07.513	36.890	38.982		4:23.385
2	1:44.842	34.760	33.033	37.049	210.9	6:08.227	2	1:44.842	34.760	33.033	37.049	210.9	6:08.227
3	1:38.588	31.389	31.257	35.942	240.5	7:46.815	3	1:38.588	31.389	31.257	35.942	240.5	7:46.815
4	1:37.653	30.908	31.055	35.690	243.2	9:24.468	4	1:37.653	30.908	31.055	35.690	243.2	9:24.468
5	1:55.191	40.191	36.018	38.982	204.2	11:19.659	5	1:55.191	40.191	36.018	38.982	204.2	11:19.659
6	1:38.646	31.118	31.568	35.960	243.2	12:58.305	6	1:38.646	31.118	31.568	35.960	243.2	12:58.305
7	1:37.608	30.845	30.902	35.861	241.6	14:35.913	7	1:37.608	30.845	30.902	35.861	241.6	14:35.913
8	2:01.389 B	35.210	38.920	47.259	241.6	16:37.302	8	2:01.389 B	35.210	38.920	47.259	241.6	16:37.302
9	26:11.682	...	37.172	41.047		42:48.984	9	26:11.682	...	37.172	41.047		42:48.984
10	1:45.647	33.634	33.047	38.966	238.9	44:34.631	10	1:45.647	33.634	33.047	38.966	238.9	44:34.631
11	1:41.985	31.627	33.438	36.920	243.8	46:16.616	11	1:41.985	31.627	33.438	36.920	243.8	46:16.616
12	1:37.837	31.084	30.901	35.852	243.8	47:54.453	12	1:37.837	31.084	30.901	35.852	243.8	47:54.453
13	1:37.490	30.822	30.830	35.838	242.2	49:31.943	13	1:37.490	30.822	30.830	35.838	242.2	49:31.943
14	1:38.998	30.998	30.946	37.054	244.3	51:10.941	14	1:38.998	30.998	30.946	37.054	244.3	51:10.941
15	1:45.349	30.872	35.184	39.293	243.8	52:56.290	15	1:45.349	30.872	35.184	39.293	243.8	52:56.290
16	1:38.148	30.965	31.192	35.991	242.2	54:34.438	16	1:38.148	30.965	31.192	35.991	242.2	54:34.438
17	1:57.929 B	31.044	40.654	46.231	242.2	56:32.367	17	1:57.929 B	31.044	40.654	46.231	242.2	56:32.367
99 René LAMMERS							NLD						
MP Motorsport							Dallara 326						
1	3:16.611	1:57.411	38.940	40.260		3:16.611	1	3:16.611	1:57.411	38.940	40.260		3:16.611
2	1:47.066	34.843	34.193	38.030	231.8	5:03.677	2	1:47.066	34.843	34.193	38.030	231.8	5:03.677
3	1:46.016	35.005	33.435	37.576	236.3	6:49.693	3	1:46.016	35.005	33.435	37.576	236.3	6:49.693
4	1:43.248	32.756	33.079	37.413	235.3	8:32.941	4	1:43.248	32.756	33.079	37.413	235.3	8:32.941
5	1:51.569 B	32.411	34.330	44.828	239.5	10:24.510	5	1:51.569 B	32.411	34.330	44.828	239.5	10:24.510
6	8:05.047	6:47.809	37.045	40.193		18:29.557	6	8:05.047	6:47.809	37.045	40.193		18:29.557
7	1:52.090	35.392	34.044	42.654	195.3	20:21.647	7	1:52.090	35.392	34.044	42.654	195.3	20:21.647
8	1:39.217	31.793	31.251	36.173	236.3	22:00.864	8	1:39.217	31.793	31.251	36.173	236.3	22:00.864
9	1:38.258	31.188	31.162	35.908	237.9	23:39.122	9	1:38.258	31.188	31.162	35.908	237.9	23:39.122
10	1:37.771	30.863	30.902	36.006	240.0	25:16.893	10	1:37.771	30.863	30.902	36.006	240.0	25:16.893
11	1:37.885	31.009	30.991	35.885	240.5	26:54.778	11	1:37.885	31.009	30.991	35.885	240.5	26:54.778
12	1:47.756 B	32.201	32.077	43.478	240.0	28:42.534	12	1:47.756 B	32.201	32.077	43.478	240.0	28:42.534
13	11:56.143	...	39.846	40.500		40:38.677	13	11:56.143	...	39.846	40.500		40:38.677
14	1:43.713	34.391	32.810	36.512	203.4	42:22.390	14	1:43.713	34.391	32.810	36.512		