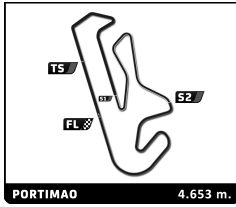


# EURO CUP 3



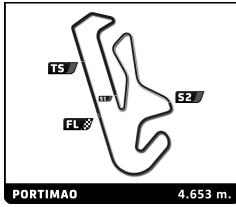
## Eurocup3 Official Collective Test - PORTIMAO Day 2 - Session 2

### Sector Analysis

— Invalidated Lap    ■ Personal Best    ■ Session Best    B Crossing the pit lane

Lap	Time	Sector 1	Sector 2	Sector 3	T.Sp	Elapsed	Lap	Time	Sector 1	Sector 2	Sector 3	T.Sp	Elapsed	
<b>2</b>	<b>Kacper SZTUKA</b> POL						<b>5</b> <b>Patrick HEUZENROEDER</b> AUS							
	Tecnicar Dallara 326							Griffin Core by Campos Dallara 326						
1	2:53.274	1:39.698	35.301	38.275		2:53.274	1	15:21.826 B	...	38.588	52.142		15:21.826	
2	1:40.717	31.659	32.182	36.876	238.9	4:33.991	2	2:26.979 B	1:00.500	39.804	46.675		17:48.805	
3	1:37.855	31.129	31.068	35.658	242.2	6:11.846	3	5:13.460 B	3:48.270	38.920	46.270		23:02.265	
4	1:48.634 B	31.286	31.729	45.619	246.0	8:00.480	4	2:21.036	1:10.390	33.518	37.128		25:23.301	
5	3:48.917	2:38.439	31.985	38.493		11:49.397	5	1:38.957	31.407	31.464	36.086	237.9	27:02.258	
6	1:37.357	30.928	30.888	<b>35.541</b>	243.8	13:26.754	6	1:38.568	31.192	31.275	36.101	239.5	28:40.826	
7	1:41.033	30.736	31.102	39.195	243.8	15:07.787	7	1:39.763	31.973	31.581	36.209	238.4	30:20.589	
8	1:45.125	<b>30.633</b>	31.493	42.999	244.9	16:52.912	8	1:38.605	31.225	31.298	36.082	242.2	31:59.194	
9	1:50.337 B	31.453	33.578	45.306	243.8	18:43.249	9	<b>1:38.338</b>	<b>31.019</b>	31.288	<b>36.031</b>	241.1	33:37.532	
10	20:44.635	...	38.931	41.611		39:27.884	10	1:38.569	31.070	31.283	36.216	241.6	35:16.101	
11	1:47.488	33.698	32.747	41.043	234.3	41:15.372	11	1:38.555	31.103	<b>31.164</b>	36.288	240.0	36:54.656	
12	1:37.990	31.150	31.031	35.809	239.5	42:53.362	12	1:38.441	31.064	31.223	36.154	241.1	38:33.097	
13	<b>1:37.241</b>	30.839	<b>30.837</b>	35.565	241.1	44:30.603	13	1:38.769	31.133	31.372	36.264	241.1	40:11.866	
14	1:51.880	30.764	37.312	43.804	243.2	46:22.483	14	1:38.602	31.085	31.221	36.296	240.5	41:50.468	
15	1:52.071 B	30.797	30.955	50.319	242.2	48:14.554	15	1:38.742	31.203	31.320	36.219	240.5	43:29.210	
<b>3</b>	<b>Edouard BORGNA</b> FRA						<b>6</b> <b>Stylianos KOLOVOS</b> GRC							
	Drivex Dallara 326							Drivex Dallara 326						
1	4:28.342	3:14.793	34.283	39.266		4:28.342	1	4:53.281	3:35.592	36.318	41.371		4:53.281	
2	1:40.705	32.306	32.005	36.394	240.0	6:09.047	2	1:46.851	34.880	32.701	39.270	208.5	6:40.132	
3	1:40.201	31.642	32.024	36.535	245.5	7:49.248	3	1:39.234	31.449	31.501	36.284	245.5	8:19.366	
4	1:39.010	31.149	31.795	<b>36.066</b>	245.5	9:28.258	4	1:39.130	31.393	31.692	36.045	244.3	9:58.496	
5	1:54.333	36.947	39.102	38.284	237.4	11:22.591	5	1:38.502	31.351	31.086	36.065	243.8	11:36.998	
6	1:39.367	31.465	31.439	36.463	244.3	13:01.958	6	1:38.391	31.278	31.273	<b>35.840</b>	244.3	13:15.389	
7	1:42.763	31.373	33.045	38.345	244.9	14:44.721	7	1:39.425	31.802	31.220	36.403	244.9	14:54.814	
8	1:52.959	36.379	37.836	38.744	242.2	16:37.680	8	2:02.657	39.117	42.904	40.636	242.7	16:57.471	
9	1:39.100	31.285	31.530	36.285	242.7	18:16.780	9	1:49.963 B	31.160	31.095	47.708	244.9	18:47.434	
10	1:46.403 B	31.361	32.115	42.927	243.2	20:03.183	10	23:41.043	...	37.407	41.113		42:28.477	
11	21:48.645	...	36.116	41.610		41:51.828	11	1:47.274	35.432	32.595	39.247	224.5	44:15.751	
12	1:53.460	37.224	37.963	38.273	220.0	43:45.288	12	1:42.895	31.314	31.491	40.090	241.1	45:58.646	
13	1:51.757	33.815	36.907	41.035	241.6	45:37.045	13	<b>1:38.176</b>	31.289	<b>30.913</b>	35.974	242.7	47:36.822	
14	1:38.810	31.266	31.416	36.128	244.9	47:15.855	14	1:38.552	31.213	31.190	36.149	242.2	49:15.374	
15	1:38.762	<b>31.116</b>	31.307	36.339	242.7	48:54.617	15	1:38.700	<b>31.157</b>	31.266	36.277	241.6	50:54.074	
16	1:49.434	32.898	37.316	39.220	243.2	50:44.051	16	1:48.993	31.419	36.907	40.667	241.6	52:43.067	
17	1:39.763	31.224	32.061	36.478	242.2	52:23.814	17	1:39.522	31.551	31.628	36.343	240.5	54:22.589	
18	1:48.512	35.656	35.577	37.279	220.0	54:12.326	18	1:49.370 B	31.390	31.426	46.554	241.6	56:11.959	
19	<b>1:38.728</b>	31.117	<b>31.233</b>	36.378	243.8	55:51.054								
<b>4</b>	<b>Ean EYCKMANS</b> BEL						<b>7</b> <b>Chistopher EL FEGHALI</b> LBN							
	MP Motorsport Dallara 326							Drivex Dallara 326						
1	19:28.478	...	34.504	36.746		19:28.478	1	7:08.016	5:56.066	34.466	37.484		7:08.016	
2	1:43.181	32.176	33.345	37.660	241.1	21:11.659	2	1:39.903	31.700	31.546	36.657	242.2	8:47.919	
3	1:38.009	31.199	31.049	35.761	243.2	22:49.668	3	1:37.272	30.807	30.903	<b>35.562</b>	244.3	10:25.191	
4	1:37.833	30.936	31.041	35.856	244.3	24:27.501	4	1:38.507	<b>30.633</b>	30.763	37.111	243.8	12:03.698	
5	1:37.968	30.869	31.101	35.998	246.6	26:05.469	5	1:37.403	30.835	30.890	35.678	243.8	13:41.101	
6	1:38.538	31.122	31.133	36.283	244.9	27:44.007	6	1:37.379	30.710	30.853	35.816	244.3	15:18.480	
7	1:44.401 B	31.105	31.027	42.269	243.8	29:28.408	7	<b>1:37.226</b>	30.697	<b>30.713</b>	35.816	245.5	16:55.706	
8	12:55.997	...	37.216	39.923		42:24.405	8	1:37.349	30.672	30.887	35.790	246.0	18:33.055	
9	1:48.960	33.825	32.797	42.338	237.4	44:13.365								
10	1:41.621	31.514	31.600	38.507	240.0	45:54.986								
11	1:37.530	30.923	30.936	35.671	241.6	47:32.516								
12	<b>1:37.232</b>	30.696	30.907	<b>35.629</b>	241.6	49:09.748								
13	1:37.775	<b>30.689</b>	<b>30.782</b>	36.304	243.2	50:47.523								
14	1:45.317 B	30.986	31.281	43.050	246.0	52:32.840								

# EURO CUP 3

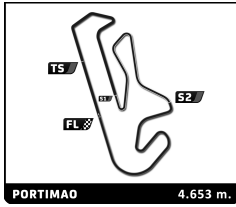


## Eurocup3 Official Collective Test - PORTIMAO Day 2 - Session 2

### Sector Analysis

_ Invalidated Lap							■ Personal Best		■ Session Best		■ Crossing the pit lane		
Lap	Time	Sector 1	Sector 2	Sector 3	T.Sp	Elapsed	Lap	Time	Sector 1	Sector 2	Sector 3	T.Sp	Elapsed
9	1:50.496 <b>B</b>	33.233	31.896	45.367	231.8	20:23.551	2	1:49.379 <b>B</b>	33.024	31.953	44.402	237.9	6:26.835
10	22:47.933	...	34.820	37.906		43:11.484	3	2:27.015 <b>B</b>	1:10.284	33.631	43.100		8:53.850
11	1:41.059	32.819	32.023	36.217	238.4	44:52.543	4	2:23.753	1:15.786	31.851	36.116		11:17.603
12	1:37.451	30.836	30.859	35.756	241.1	46:29.994	5	■ 1:38.386	31.203	31.134	■ 36.049	241.6	12:55.989
13	1:37.292	30.830	30.806	35.656	242.7	48:07.286	6	1:38.406	31.127	■ 31.095	36.184	241.1	14:34.395
14	1:44.504	31.548	37.202	35.754	242.7	49:51.790	7	1:38.521	31.154	31.183	36.184	242.7	16:12.916
15	1:41.030	30.871	32.317	37.842	243.8	51:32.820	8	1:38.593	31.328	31.200	36.065	243.8	17:51.509
16	1:46.241 <b>B</b>	30.827	30.845	44.569	242.7	53:19.061	9	1:38.728	31.243	31.336	36.149	241.6	19:30.237
<b>8</b> Alceu FELDMANN BRA							<b>11</b> Luca VIISOREANU ROU						
MP Motorsport Dallara 326							TC Racing Dallara 326						
1	4:50.254	3:36.870	34.204	39.180		4:50.254	1	3:08.128	1:57.884	33.115	37.129		3:08.128
2	1:43.773	34.524	32.638	36.611	208.5	6:34.027	2	1:40.871	32.425	31.970	36.476	241.1	4:48.999
3	1:38.158	31.214	31.177	35.767	242.7	8:12.185	3	1:39.806	32.332	31.441	36.033	244.3	6:28.805
4	■ 1:37.638	■ 30.916	31.015	■ 35.707	243.2	9:49.823	4	■ 1:38.027	31.071	■ 31.088	35.868	245.5	8:06.832
5	1:43.574	32.828	34.672	36.074	244.3	11:33.397	5	1:38.485	■ 30.979	31.445	36.061	246.0	9:45.317
6	1:39.467	31.148	32.135	36.184	244.3	13:12.864	6	1:59.487	35.300	41.063	43.124	246.0	11:44.804
7	1:53.139	35.583	36.817	40.739	243.2	15:06.003	7	1:38.464	31.184	31.335	35.945	244.3	13:23.268
8	1:48.650 <b>B</b>	31.085	31.753	45.812	242.2	16:54.653	8	1:47.655 <b>B</b>	31.085	32.381	44.189	244.9	15:10.923
9	25:19.050	...	35.283	39.287		42:13.703	9	26:42.707	...	36.791	38.622		41:53.630
10	1:46.860	35.232	33.627	38.001	184.6	44:00.563	10	1:46.342	33.727	33.763	38.852	213.9	43:39.972
11	1:37.841	31.047	■ 30.819	35.975	240.0	45:38.404	11	1:42.383	32.923	32.028	37.432	243.2	45:22.355
12	1:40.874	30.981	31.646	38.247	243.2	47:19.278	12	1:38.157	31.168	31.165	■ 35.824	242.7	47:00.512
13	1:46.847	36.937	33.438	36.472	241.6	49:06.125	13	1:38.363	31.003	31.281	36.079	243.8	48:38.875
14	1:39.580	31.202	31.059	37.319	242.7	50:45.705	14	1:38.312	31.091	31.124	36.097	242.7	50:17.187
15	1:38.367	31.035	31.155	36.177	243.2	52:24.072	15	1:48.662	37.323	33.919	37.420	232.3	52:05.849
16	1:44.412 <b>B</b>	30.971	31.074	42.367	243.8	54:08.484	16	1:38.333	31.104	31.185	36.044	242.2	53:44.182
<b>9</b> Thomas STRAUVEN BEL							<b>12</b> Gianmarco PRADEL AUS						
Griffin Core by Campos Dallara 326							MP Motorsport Dallara 326						
1	12:22.502 <b>B</b>	...	34.995	50.118		12:22.502	1	5:36.185	4:22.312	35.923	37.950		5:36.185
2	2:26.652 <b>B</b>	1:06.447	33.675	46.530		14:49.154	2	1:42.985	33.692	32.988	36.305	197.1	7:19.170
3	6:38.405 <b>B</b>	5:09.655	36.361	52.389		21:27.559	3	1:37.767	31.146	30.938	■ 35.683	242.7	8:56.937
4	2:13.467	1:05.356	31.760	36.351		23:41.026	4	1:37.641	31.044	30.880	35.717	242.2	10:34.578
5	1:38.233	31.169	31.053	■ 36.011	239.5	25:19.259	5	■ 1:37.635	31.026	30.877	35.732	241.1	12:12.213
6	1:38.364	■ 31.020	31.206	36.138	240.0	26:57.623	6	1:37.893	30.982	31.015	35.896	241.6	13:50.106
7	■ 1:38.223	31.070	■ 30.905	36.248	240.0	28:35.846	7	1:47.868 <b>B</b>	32.883	32.335	42.650	242.2	15:37.974
8	1:38.374	31.239	31.007	36.128	238.9	30:14.220	8	26:35.049	...	35.876	39.400		42:13.023
9	1:38.369	31.171	31.124	36.074	240.0	31:52.589	9	1:45.650	35.237	33.292	37.121	200.7	43:58.673
10	1:38.529	31.137	31.144	36.248	238.4	33:31.118	10	1:37.800	■ 30.962	30.888	35.950	238.4	45:36.473
11	1:38.357	31.169	31.121	36.067	239.5	35:09.475	11	1:37.773	31.057	30.941	35.775	241.1	47:14.246
12	1:38.837	31.318	31.124	36.395	238.4	36:48.312	12	1:48.923	34.156	35.510	39.257	241.6	49:03.169
13	1:38.717	31.224	31.162	36.331	238.9	38:27.029	13	1:38.053	31.107	30.911	36.035	240.0	50:41.222
14	1:38.673	31.188	31.252	36.233	238.9	40:05.702	14	1:38.393	31.381	30.987	36.025	241.1	52:19.615
15	1:41.607	31.264	32.599	37.744	240.0	41:47.309	15	1:44.000 <b>B</b>	31.093	■ 30.871	42.036	241.1	54:03.615
16	1:39.231	31.589	31.319	36.323	232.3	43:26.540							
17	1:38.726	31.106	31.425	36.195	240.5	45:05.266							
18	1:38.693	31.209	31.306	36.178	240.0	46:43.959							
19	1:38.829	31.332	31.275	36.222	240.5	48:22.788							
20	1:38.953	31.199	31.493	36.261	241.1	50:01.741							
21	1:38.916	31.248	31.297	36.371	240.0	51:40.657							
22	1:38.923	31.131	31.439	36.353	239.5	53:19.580							
23	2:06.739 <b>B</b>	40.146	37.519	49.074	220.4	55:26.319							
<b>10</b> Enzo TARNVANICHKUL THA													
Griffin Core by Campos Dallara 326													
1	4:37.456	3:23.204	36.014	38.238		4:37.456							

# EURO CUP 3

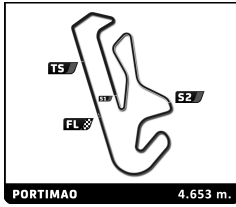


## Eurocup3 Official Collective Test - PORTIMAO Day 2 - Session 2

### Sector Analysis

— Invalidated Lap							■ Personal Best		■ Session Best		■ Crossing the pit lane			
Lap	Time	Sector 1	Sector 2	Sector 3	T.Sp	Elapsed	Lap	Time	Sector 1	Sector 2	Sector 3	T.Sp	Elapsed	
<b>14</b>	<b>Keanu AL AZHARI</b> ARE													
	Hitech Dallara 326													
1	4:19.225	B	2:56.422	36.552	46.251	4:19.225	10	19:21.407	...	36.568	41.265		39:29.175	
2	2:29.323	B	1:11.633	33.147	44.543	6:48.548	11	1:48.361	34.669	35.210	38.482	219.1	41:17.536	
3	2:13.287	1:05.243	31.770	36.274		9:01.835	12	1:39.845	31.578	31.780	36.487	239.5	42:57.381	
4	1:38.182	31.076	31.348	<b>35.758</b>	243.2	10:40.017	13	1:39.566	31.769	31.487	<b>36.310</b>	240.5	44:36.947	
5	1:38.409	31.199	31.359	35.851	242.7	12:18.426	14	1:41.738	31.557	31.798	38.383	239.5	46:18.685	
6	1:38.465	31.287	31.257	35.921	242.2	13:56.891	15	1:39.542	31.545	31.516	36.481	238.4	47:58.227	
7	1:38.410	31.121	31.254	36.035	242.7	15:35.301	16	<b>1:39.455</b>	<b>31.444</b>	<b>31.483</b>	36.528	238.9	49:37.682	
8	1:38.209	31.215	31.199	35.795	243.2	17:13.510	17	1:52.107	B	33.336	31.916	46.855	238.4	51:29.789
9	1:38.428	31.145	31.305	35.978	243.2	18:51.938								
10	1:38.266	31.108	31.230	35.928	242.7	20:30.204								
11	1:38.234	31.063	31.197	35.974	242.2	22:08.438								
12	<b>1:38.141</b>	<b>31.016</b>	31.174	35.951	243.2	23:46.579								
13	1:38.219	31.081	31.292	35.846	242.7	25:24.798								
14	1:38.236	31.114	31.256	35.866	244.3	27:03.034								
15	1:38.312	31.042	31.203	36.067	244.9	28:41.346								
16	1:38.196	31.121	<b>31.013</b>	36.062	246.0	30:19.542								
17	1:38.264	31.142	31.241	35.881	242.2	31:57.806								
18	1:38.237	31.019	31.230	35.988	241.6	33:36.043								
19	1:38.429	31.151	31.233	36.045	242.2	35:14.472								
20	1:38.597	31.181	31.232	36.184	241.1	36:53.069								
21	1:38.359	31.120	31.204	36.035	241.1	38:31.428								
22	1:44.345	B	31.197	31.142	42.006	241.1	40:15.773							
<b>16</b>	<b>Bianca BUSTAMANTE</b> PHL													
	Palou Motorsport Dallara 326													
1	5:39.720	4:24.068	36.648	39.004		5:39.720	10	1:47.857	34.691	34.978	38.188	207.3	41:16.480	
2	1:49.170	35.010	34.526	39.634	186.5	7:28.890	11	1:39.666	31.720	31.646	36.300	241.1	42:56.146	
3	1:44.077	34.678	32.558	36.841	208.5	9:12.967	12	<b>1:37.416</b>	30.816	31.005	<b>35.595</b>	241.1	44:33.562	
4	<b>1:38.763</b>	<b>31.063</b>	31.299	36.401	246.0	10:51.730	13	1:49.830	<b>30.740</b>	35.069	44.021	241.1	46:23.392	
5	1:49.547	39.503	33.865	<b>36.179</b>	244.9	12:41.277	14	1:37.868	30.834	31.059	35.975	243.2	48:01.260	
6	1:43.504	31.301	34.226	37.977	243.2	14:24.781	15	1:55.212	B	30.941	37.453	46.818	241.6	49:56.472
7	1:45.409	31.183	31.309	42.917	246.0	16:10.190								
8	1:43.705	31.363	31.503	40.839	244.9	17:53.895								
9	1:47.913	34.407	37.039	36.467	230.3	19:41.808								
10	1:54.084	B	31.213	31.382	51.489	242.7	21:35.892							
11	20:14.684	...	36.390	40.228		41:50.576								
12	1:48.274	35.494	33.823	38.957	214.3	43:38.850								
13	1:55.026	35.171	35.836	44.019	207.7	45:33.876								
14	1:38.989	31.465	<b>31.253</b>	36.271	242.7	47:12.865								
15	1:44.899	31.075	36.854	36.970	243.8	48:57.764								
16	1:39.687	31.222	31.724	36.741	242.2	50:37.451								
17	1:50.157	B	31.266	31.512	47.379	242.7	52:27.608							
<b>20</b>	<b>Benjamin BECKLEY</b> CRI													
	Technicar Dallara 326													
1	6:36.802	5:25.763	33.639	37.400		6:36.802	10	1:39.108	31.335	31.419	36.354	242.2	26:42.265	
2	1:43.670	34.107	33.148	36.415	238.4	8:20.472	11	1:39.108	31.335	31.419	36.354	242.2	28:21.430	
3	1:39.797	31.479	31.694	36.624	243.8	10:00.269	12	1:38.827	31.301	<b>31.173</b>	36.353	242.2	25:03.157	
4	1:39.691	31.621	31.598	36.472	242.7	11:39.960	13	1:39.108	31.335	31.419	36.354	242.2	26:42.265	
5	1:39.889	31.668	31.521	36.700	242.2	13:19.849	14	1:39.165	31.449	31.428	36.288	241.6	28:21.430	
6	1:40.908	31.761	32.168	36.979	241.6	15:00.757	15	1:38.988	31.335	31.206	36.447	240.5	30:00.418	
7	1:40.099	31.548	31.978	36.573	241.6	16:40.856	16	1:38.995	31.400	31.335	36.260	240.5	31:39.413	
8	1:39.601	31.606	31.528	36.467	242.2	18:20.457	17	1:39.032	31.450	31.242	36.340	240.5	33:18.445	
9	1:47.311	B	31.494	31.632	44.185	20:07.768	18	1:39.146	31.432	31.238	36.476	240.5	34:57.591	
<b>22</b>	<b>Adam AL AZHARI</b> UAE													
	Technicar Dallara 326													
1	5:37.291	4:20.947	38.332	38.012		5:37.291	10	1:39.223	31.392	31.291	36.340	243.2	18:26.946	
2	1:42.953	33.750	32.655	36.548	189.5	7:20.244	11	1:39.215	31.362	31.209	36.644	241.6	20:06.161	
3	1:37.699	30.922	31.157	35.620	245.5	8:57.943	12	1:39.109	31.325	31.294	36.490	241.6	21:45.270	
4	1:37.434	30.760	31.030	35.644	245.5	10:35.377	13	1:39.060	31.332	31.293	36.435	242.2	23:24.330	
5	1:37.643	30.857	<b>30.974</b>	35.812	244.9	12:13.020	14	1:38.827	31.301	<b>31.173</b>	36.353	242.2	25:03.157	
6	1:37.737	30.793	31.074	35.870	244.9	13:50.757	15	1:39.108	31.335	31.419	36.354	242.2	26:42.265	
7	1:38.439	31.616	31.049	35.774	246.0	15:29.196	16	1:39.165	31.449	31.428	36.288	241.6	28:21.430	
8	1:49.892	B	30.871	34.441	44.580	242.2	17	1:39.032	31.450	31.242	36.340	240.5	33:18.445	
9	22:09.535	...	38.897	41.400		39:28.623	18	1:39.146	31.432	31.238	36.476	240.5	34:57.591	
10	1:47.857	34.691	34.978	38.188	207.3	41:16.480	19	1:39.391	31.525	31.454	36.412	240.5	36:36.982	
11	1:39.666	31.720	31.646	36.300	241.1	42:56.146	20	1:39.429	31.482	31.660	36.287	240.0	38:16.411	
12	<b>1:37.416</b>	30.816	31.005	<b>35.595</b>	241.1	44:33.562	21	1:39.240	31.293	31.527	36.420	240.0	39:55.651	
13	1:49.830	<b>30.740</b>	35.069	44.021	241.1	46:23.392	22	1:43.539	35.031	31.917	36.591	241.1	41:39.190	
14	1:37.868	30.834	31.059	35.975	243.2	48:01.260	23	1:48.704	B	33.872	32.118	42.714	243.2	43:27.894
15	1:55.212	B	30.941	37.453	46.818	241.6	49:56.472							
<b>23</b>	<b>Stefan BOSTANDJIEV</b> BGR													
	Hitech Dallara 326													
1	4:31.030	B	3:00.530	36.645	53.855	4:31.030	10	1:39.023	31.392	31.291	36.340	243.2	18:26.946	
2	3:26.876	B	2:08.369	33.071	45.436	7:57.906	11	1:39.215	31.362	31.209	36.644	241.6	20:06.161	
3	2:14.282	1:05.944	32.092	36.246		10:12.188	12	1:39.109	31.325	31.294	36.490	241.6	21:45.270	
4	<b>1:38.729</b>	31.507	31.245	<b>35.977</b>	241.1	11:50.917	13	1:39.060	31.332	31.293	36.435	242.2	23:24.330	
5	1:38.897	31.320	31.309	36.268	243.2	13:29.814	14	1:38.827	31.301	<b>31.173</b>	36.353	242.2	25:03.157	
6	1:38.800	<b>31.259</b>	31.265	36.276	242.7	15:08.614	15	1:39.108	31.335	31.419	36.354	242.2	26:42.265	
7	1:39.309	31.531	31.215	36.563	245.5	16:47.923	16	1:39.165	31.449	31.428	36.288	241.6	28:21.430	
8	1:39.023	31.392	31.291	36.340	243.2	18:26.946	17	1:39.032	31.450	31.242	36.340	240.5	33:18.445	
9	1:39.215	31.362	31.209	36.644	241.6	20:06.161	18	1:39.146	31.432	31.238	36.476	240.5	34:57.591	
10	1:39.109	31.325	31.294	36.490	241.6	21:45.270	19	1:39.391	31.525	31.454	36.412	240.5	36:36.982	
11	1:39.060	31.332	31.293	36.435	242.2	23:24.330	20	1:39.429	31.482	31.660	36.287	240.0	38:16.411	
12	1:38.827	31.301	<b>31.173</b>	36.353	242.2	25:03.157	21	1:39.240	31.293	31.527	36.420	240.0	39:55.651	
13	1:39.108	31.335	31.419	36.354	242.2	26:42.265	22	1:43.539	35.031	31.917	36.591	241.1	41:39.190	
14	1:39.165	31.449	31.428	36.288	241.6	28:21.430	23	1:48.704	B	33.872	32.118	42.7		

# EURO CUP 3



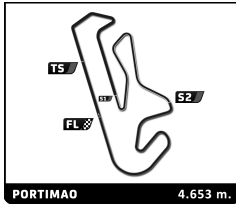
## Eurocup3 Official Collective Test - PORTIMAO Day 2 - Session 2

### Sector Analysis

— Invalidated Lap    ■ Personal Best    ■ Session Best    B Crossing the pit lane

Lap	Time	Sector 1	Sector 2	Sector 3	T.Sp	Elapsed	Lap	Time	Sector 1	Sector 2	Sector 3	T.Sp	Elapsed
<b>27</b> Heitor DALL'AGNOL BRA Palou Motorsport Dallara 326													
1	5:49.948	4:33.980	35.872	40.096		5:49.948							
2	1:46.434	35.056	33.987	37.391	207.7	7:36.382							
3	1:41.932	34.119	32.111	35.702	208.9	9:18.314							
4	1:38.034	30.944	31.049	36.041	244.9	10:56.348							
5	1:37.712	30.936	31.095	<b>35.681</b>	244.3	12:34.060							
6	1:49.484	31.844	39.933	37.707	243.2	14:23.544							
7	1:45.716B	31.089	31.209	43.418	243.2	16:09.260							
8	25:39.459	...	38.570	43.415		41:48.719							
9	1:47.337	35.940	33.424	37.973	204.9	43:36.056							
10	1:44.050	35.153	32.508	36.389	216.4	45:20.106							
11	<b>1:37.586</b>	<b>30.999</b>	<b>30.844</b>	35.743	241.1	46:57.692							
12	1:37.658	<b>30.871</b>	31.020	35.767	242.2	48:35.350							
13	1:46.665	30.909	39.076	36.680	242.2	50:22.015							
14	1:47.056	30.972	35.706	40.378	242.2	52:09.071							
15	1:39.553	30.981	31.366	37.206	241.6	53:48.624							
16	1:47.189B	31.053	31.218	44.918	242.2	55:35.813							
<b>31</b> Renzo BARBUY ARG TC Racing Dallara 326													
1	2:55.775	1:43.417	33.481	38.877		2:55.775							
2	1:42.736	34.372	32.020	36.344	220.4	4:38.511							
3	1:39.470	31.616	31.553	36.301	243.8	6:17.981							
4	<b>1:38.227</b>	31.172	<b>31.200</b>	<b>35.855</b>	242.7	7:56.208							
5	1:38.362	31.129	31.314	35.919	243.2	9:34.570							
6	1:39.431	31.604	31.759	36.068	247.1	11:14.001							
7	1:38.540	<b>31.106</b>	31.423	36.011	243.8	12:52.541							
8	1:39.928	31.133	31.483	37.312	243.8	14:32.469							
9	1:38.923	31.135	31.393	36.395	243.2	16:11.392							
10	1:51.809B	31.751	36.127	43.931	243.8	18:03.201							
11	11:13.224	...	33.809	38.761		29:16.425							
12	1:43.253	33.292	33.205	36.756	221.3	30:59.678							
13	1:38.898	31.252	31.322	36.324	239.5	32:38.576							
14	1:38.935	31.228	31.457	36.250	241.1	34:17.511							
15	1:38.709	31.121	31.303	36.285	241.6	35:56.220							
16	1:39.468	31.202	31.443	36.823	241.1	37:35.688							
17	1:40.039	31.680	31.762	36.597	240.0	39:15.727							
18	1:38.771	31.136	31.315	36.320	242.2	40:54.498							
19	1:47.110B	31.135	31.440	44.535	241.6	42:41.608							
<b>33</b> Rafael PERARD FRA Palou Motorsport Dallara 326													
1	5:33.569	4:12.871	38.747	41.951		5:33.569							
2	1:54.692	36.351	38.532	39.809	213.9	7:28.261							
3	1:43.205	34.177	32.944	36.084	198.2	9:11.466							
4	<b>1:37.744</b>	<b>30.862</b>	31.048	35.834	247.1	10:49.210							
5	1:37.876	30.956	31.095	<b>35.825</b>	245.5	12:27.086							
6	1:37.952	30.967	<b>30.990</b>	35.995	245.5	14:05.038							
7	1:49.913	35.844	37.277	36.792	243.8	15:54.951							
8	1:46.189	31.030	35.539	39.620	245.5	17:41.140							
9	1:49.578B	31.033	32.012	46.533	243.2	19:30.718							
10	22:16.648	...	39.394	43.705		41:47.366							
11	1:51.102	36.594	35.507	39.001	201.1	43:38.468							
12	1:54.258	34.820	36.152	43.286	208.5	45:32.726							
13	1:38.470	31.299	31.206	35.965	242.7	47:11.196							
14	1:38.374	31.028	31.048	36.298	243.2	48:49.570							
15	1:38.156	30.876	31.206	36.074	243.2	50:27.726							
16	1:44.123	33.769	34.130	36.224	243.8	52:11.849							
17	1:38.107	30.999	31.072	36.036	245.5	53:49.956							
18	1:48.572B	31.030	31.452	46.090	244.9	55:38.528							
<b>37</b> Filippo FIORENTINO BRA Drivex Dallara 326													
1	4:52.385	3:34.670	36.533	41.182		4:52.385							
2	1:46.837	35.059	32.676	39.102	210.9	6:39.222							
3	1:37.853	30.921	31.210	35.722	244.3	8:17.075							
4	<b>1:37.311</b>	<b>30.653</b>	31.078	<b>35.580</b>	244.3	9:54.386							
5	1:37.607	30.895	30.984	35.728	244.3	11:31.993							
6	1:37.930	30.876	31.162	35.892	243.8	13:09.923							
7	1:39.240	31.052	31.029	37.159	243.8	14:49.163							
8	1:55.032	43.696	35.260	36.076	175.9	16:44.195							
9	1:47.043B	31.047	31.211	44.785	243.8	18:31.238							
10	23:55.942	...	37.674	41.028		42:27.180							
11	1:47.326	32.907	32.357	42.062	220.9	44:14.506							
12	1:42.659	31.222	32.435	39.002	241.6	45:57.165							
13	1:37.681	30.904	30.995	35.782	241.6	47:34.846							
14	1:37.662	30.848	<b>30.971</b>	35.843	242.2	49:12.508							
15	1:37.623	30.796	31.004	35.823	242.2	50:50.131							
16	1:37.983	30.904	31.039	36.040	243.2	52:28.114							
17	1:46.574B	30.907	31.031	44.636	243.2	54:14.688							
<b>39</b> Santino PANETTA ARG Hitech Dallara 326													
1	4:24.208B	2:57.717	36.434	50.057		4:24.208							
2	2:36.769B	1:18.916	33.688	44.165		7:00.977							
3	2:21.349	1:11.185	33.000	37.164		9:22.326							
4	1:38.249	31.078	31.389	<b>35.782</b>	243.8	11:00.575							
5	1:38.246	31.078	31.313	35.855	244.3	12:38.821							
6	<b>1:38.180</b>	<b>30.984</b>	31.308	35.888	242.7	14:17.001							
7	1:48.224B	31.062	33.208	43.954	244.3	16:05.225							
8	18:31.867	...	32.580	36.628		34:37.092							
9	1:38.775	31.348	31.295	36.132	239.5	36:15.867							
10	1:38.878	31.189	31.388	36.301	240.5	37:54.745							
11	1:38.748	31.137	31.364	36.247	241.1	39:33.493							
12	1:38.481	31.071	<b>31.294</b>	36.116	242.7	41:11.974							
13	1:38.460	31.066	31.315	36.079	241.6	42:50.434							

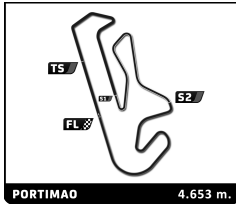
# EURO CUP 3



## Eurocup3 Official Collective Test - PORTIMAO Day 2 - Session 2

### Sector Analysis

— Invalidated Lap							■ Personal Best							■ Session Best							B Crossing the pit lane						
Lap	Time	Sector 1	Sector 2	Sector 3	T.Sp	Elapsed	Lap	Time	Sector 1	Sector 2	Sector 3	T.Sp	Elapsed	Lap	Time	Sector 1	Sector 2	Sector 3	T.Sp	Elapsed	Lap	Time	Sector 1	Sector 2	Sector 3	T.Sp	Elapsed
<b>41</b> Alex POWELL USA																											
Griffin Core by Campos														Dallara 326													
1	20:41.804	B	...	37.394	45.479	20:41.804	1	2:19.491	1:09.137	33.346	37.008	2:19.491	1	2:19.491	1:09.137	33.346	37.008	2:19.491	238.4	4:00.993							
2	2:42.243	B	1:21.201	35.612	45.430	23:24.047	2	1:41.502	33.188	31.857	36.457	238.4	4:00.993	2	1:41.502	33.188	31.857	36.457	238.4	4:00.993							
3	6:39.852	B	5:18.389	35.830	45.633	30:03.899	3	1:39.565	31.831	31.462	36.272	238.4	5:40.558	3	1:39.565	31.831	31.462	36.272	238.4	5:40.558							
4	2:32.966	1:22.578	33.433	36.955	...	32:36.865	4	1:42.096	31.607	32.375	38.114	242.7	7:22.654	4	1:42.096	31.607	32.375	38.114	242.7	7:22.654							
5	1:38.757	31.495	31.207	36.055	236.8	34:15.622	5	1:40.227	31.836	32.068	36.323	243.8	9:02.881	5	1:40.227	31.836	32.068	36.323	243.8	9:02.881							
6	1:38.475	31.248	31.147	36.080	237.9	35:54.097	6	1:38.834	31.194	31.513	36.127	244.9	10:41.715	6	1:38.834	31.194	31.513	36.127	244.9	10:41.715							
7	1:38.414	31.183	31.108	36.123	238.4	37:32.511	7	1:39.125	31.504	31.413	36.208	242.7	12:20.840	7	1:39.125	31.504	31.413	36.208	242.7	12:20.840							
8	1:41.904	34.150	31.490	36.264	237.9	39:14.415	8	1:47.155	B	32.123	31.686	43.346	241.6	14:07.995	8	1:47.155	B	32.123	31.686	43.346	241.6	14:07.995					
9	1:38.174	31.161	31.058	35.955	238.9	40:52.589	9	26:06.567	...	39.402	39.040	...	40:14.562	9	26:06.567	...	39.402	39.040	...	40:14.562							
10	1:38.201	31.161	31.039	36.001	240.0	42:30.790	10	1:44.477	33.337	31.772	39.368	226.9	41:59.039	10	1:44.477	33.337	31.772	39.368	226.9	41:59.039							
11	1:38.402	31.233	31.107	36.062	241.1	44:09.192	11	1:45.075	31.468	32.788	40.819	237.9	43:44.114	11	1:45.075	31.468	32.788	40.819	237.9	43:44.114							
12	1:38.610	31.176	31.029	36.405	240.0	45:47.802	12	1:41.862	31.432	32.698	37.732	239.5	45:25.976	12	1:41.862	31.432	32.698	37.732	239.5	45:25.976							
13	1:38.484	31.105	31.088	36.291	240.5	47:26.286	13	1:38.852	31.285	30.984	36.583	240.0	47:04.828	13	1:38.852	31.285	30.984	36.583	240.0	47:04.828							
14	1:38.427	31.038	31.183	36.206	240.0	49:04.713	14	1:38.921	31.433	31.288	36.200	240.0	48:43.749	14	1:38.921	31.433	31.288	36.200	240.0	48:43.749							
15	1:41.918	31.235	31.110	39.573	241.6	50:46.631	15	1:40.212	31.427	31.539	37.246	240.5	50:23.961	15	1:40.212	31.427	31.539	37.246	240.5	50:23.961							
16	1:39.313	31.357	31.319	36.637	242.7	52:25.944	16	1:50.902	34.024	38.808	38.070	241.1	52:14.863	16	1:50.902	34.024	38.808	38.070	241.1	52:14.863							
17	1:38.927	31.480	31.210	36.237	240.5	54:04.871	17	1:39.073	31.372	31.365	36.336	239.5	53:53.936	17	1:39.073	31.372	31.365	36.336	239.5	53:53.936							
18	1:38.726	31.256	31.379	36.091	241.6	55:43.597	18	1:49.346	B	32.157	33.292	43.897	241.1	55:43.282	18	1:49.346	B	32.157	33.292	43.897	241.1	55:43.282					
<b>77</b> Bart HARRISON GBR																											
Double R														Dallara 326													
1	2:44.039	1:31.129	34.384	38.526	...	2:44.039	1	2:44.039	1:31.129	34.384	38.526	2:44.039	1	2:44.039	1:31.129	34.384	38.526	2:44.039	212.2	4:26.942							
2	1:42.903	33.374	32.587	36.942	212.2	4:26.942	2	1:42.903	33.374	32.587	36.942	212.2	4:26.942	2	1:42.903	33.374	32.587	36.942	212.2	4:26.942							
3	1:38.845	31.044	31.220	36.581	240.5	6:05.787	3	1:38.845	31.044	31.220	36.581	240.5	6:05.787	3	1:38.845	31.044	31.220	36.581	240.5	6:05.787							
4	1:37.807	31.017	31.017	35.773	244.3	7:43.594	4	1:37.807	31.017	31.017	35.773	244.3	7:43.594	4	1:37.807	31.017	31.017	35.773	244.3	7:43.594							
5	1:42.355	31.908	33.428	37.019	243.8	9:25.949	5	1:42.355	31.908	33.428	37.019	243.8	9:25.949	5	1:42.355	31.908	33.428	37.019	243.8	9:25.949							
6	1:46.822	B	31.713	31.593	43.516	11:12.771	6	1:46.822	B	31.713	31.593	43.516	11:12.771	6	1:46.822	B	31.713	31.593	43.516	11:12.771							
7	9:18.514	8:07.161	32.388	38.965	...	20:31.285	7	9:18.514	8:07.161	32.388	38.965	...	20:31.285	7	9:18.514	8:07.161	32.388	38.965	...	20:31.285							
8	1:40.631	32.249	31.922	36.460	242.7	22:11.916	8	1:40.631	32.249	31.922	36.460	242.7	22:11.916	8	1:40.631	32.249	31.922	36.460	242.7	22:11.916							
9	1:45.639	B	31.309	31.567	42.763	23:57.555	9	1:45.639	B	31.309	31.567	42.763	23:57.555	9	1:45.639	B	31.309	31.567	42.763	23:57.555							
10	13:19.318	...	34.839	39.110	...	37:16.873	10	13:19.318	...	34.839	39.110	...	37:16.873	10	13:19.318	...	34.839	39.110	...	37:16.873							
11	1:43.131	33.805	32.388	36.938	201.5	39:00.004	11	1:43.131	33.805	32.388	36.938	201.5	39:00.004	11	1:43.131	33.805	32.388	36.938	201.5	39:00.004							
12	1:39.973	31.489	31.238	37.246	238.9	40:39.977	12	1:39.973	31.489	31.238	37.246	238.9	40:39.977	12	1:39.973	31.489	31.238	37.246	238.9	40:39.977							
13	1:44.826	31.153	34.334	39.339	239.5	42:24.803	13	1:44.826	31.153	34.334	39.339	239.5	42:24.803	13	1:44.826	31.153	34.334	39.339	239.5	42:24.803							
14	1:38.195	30.943	31.100	36.152	244.3	44:02.998	14	1:38.195	30.943	31.100	36.152	244.3	44:02.998	14	1:38.195	30.943	31.100	36.152	244.3	44:02.998							
15	1:45.788	31.063	35.742	38.983	242.2	45:48.786	15	1:45.788	31.063	35.742	38.983	242.2	45:48.786	15	1:45.788	31.063	35.742	38.983	242.2	45:48.786							
16	1:38.621	31.340	31.037	36.244	243.2	47:27.407	16	1:38.621	31.340	31.037	36.244	243.2	47:27.407	16	1:38.621	31.340	31.037	36.244	243.2	47:27.407							
17	1:45.664	B	31.159	31.558	42.947	49:13.071	17	1:45.664	B	31.159	31.558	42.947	49:13.071	17	1:45.664	B	31.159	31.558	42.947	49:13.071							
<b>84</b> Genaro TRAPPA ARG																											
Hitech														Dallara 326													
1	4:28.610	B	2:59.342	37.176	52.092	4:28.610	1	4:28.610	B	2:59.342	37.176	52.092	4:28.610	1	4:28.610	B	2:59.342	37.176	52.092	4:28.610							
2	2:42.532	B	1:25.501	34.167	42.864	7:11.142	2	2:42.532	B	1:25.501	34.167	42.864	7:11.142	2	2:42.532	B	1:25.501	34.167	42.864	7:11.142							
3	2:22.909	1:07.148	35.158	40.603	...	9:34.051	3	2:22.909	1:07.148	35.158	40.603	...	9:34.051	3	2:22.909	1:07.148	35.158	40.603	...	9:34.051							
4	1:38.984	31.515	31.490	35.979	242.2	11:13.035	4	1:38.984	31.515	31.490	35.979	242.2	11:13.035	4	1:38.984	31.515	31.490	35.979	242.2	11:13.035							
5	1:38.643	31.349	31.325	35.969	242.2	12:51.678	5	1:38.643	31.349	31.325	35.969	242.2	12:51.678	5	1:38.643	31.349	31.325	35.969	242.2	12:51.678							
6	1:38.933	31.295	31.444	36.194	241.6	14:30.611	6	1:38.933	31.295	31.444	36.194	241.6	14:30.611	6	1:38.933	31.295	31.444	36.194	241.6	14:30.611							
7	1:38.506	31.212	31.197	36.097	242.7	16:09.117	7	1:38.506	31.212	31.197	36.097	242.7	16:09.117	7	1:38.506	31.212	31.197	36.097	242.7	16:09.117							
8	1:39.026	31.206	31.439	36.381	241.6	17:48.143	8	1:39.026	31.206	31.439	36.381	241.6	17:48.143	8	1:39.026	31.206	31.439	36.381	241.6	17:48.143							
9	1:39.575	31.386	31.594	36.595	241.1	19:27.718	9	1:39.575	31.386	31.594	36.595	241.1	19:27.718	9	1:39.575	31.386	31.594	36.595	241.1	19:27.718							
10	1:39.335	31.326	31.747	36.262	241.6	21:07.053	10	1:39.335	31.326	31.747	36.262	241.6	21:07.053	10	1:39.335	31.326	31.747	36.262	241.6	21:07.053							
11	1:39.355	31.360	31.363	36.632	241.1	22:46.408	11	1:39.355	31.360	31.363	36.632	241.1	22:46.408	11	1:39.355	31.360	31.363	36.632	241.1	22:46.408							
12	1:39.243	31.273	31.603	36.367	242.7	24:25.651	12	1:39.243	31.273	31.603	36.367	242.7	24:25.651	12	1:39.243	31.273	31.603	36.367	242.7	24:25.651							
13	1:38.876	31.237	31.464	36.175	242.2	26:04.527	13	1:38.876	31.237	31.464	36.175	242.2	26:04.527	13	1:38.876	31.237	31.464	36.175	242.2	26:04.527							
14	1:39.417	31.327	31.594	36.496	241.6	27:43.944	14	1:39.417	31.327	31.594	36.496	241.6	27:43.944	14	1:39.417	31.327	31.594	36.496	241.6	27:43.944							
15	1:39.867	31.904	31.631	36.332	241.6	29:23.811	15	1:39.867	31.904	31.631	36.332	241.6	29:23.811	15	1:39.867	31.904	31.631	36.332	241.6	29:23.811							
16	1:40.973	31.310	31.467	38.196	241.1	31:04																					



## Eurocup3 Official Collective Test - PORTIMAO Day 2 - Session 2

### Sector Analysis

— Invalidated Lap    ■ Personal Best    ■ Session Best    B Crossing the pit lane

Lap	Time	Sector 1	Sector 2	Sector 3	T.Sp	Elapsed	Lap	Time	Sector 1	Sector 2	Sector 3	T.Sp	Elapsed
17	1:39.370	31.477	31.632	36.261	242.2	32:44.154							
18	1:39.612	31.434	31.762	36.416	244.9	34:23.766							
19	1:39.351	31.457	31.588	36.306	241.1	36:03.117							
20	1:39.244	31.252	31.606	36.386	240.5	37:42.361							
21	1:39.560	31.311	31.845	36.404	240.0	39:21.921							
22	1:39.094	31.372	31.446	36.276	240.5	41:01.015							
23	1:45.448B	31.593	31.714	42.141	241.1	42:46.463							

91	Lorenzo CAMPOS	AGO				
Double R		Dallara 326				
1	7:56.605	6:44.450	33.829	38.326	7:56.605	
2	1:42.529	33.460	32.526	36.543	238.4	9:39.134
3	1:40.032	31.447	31.529	37.056	243.2	11:19.166
4	1:38.278	30.984	31.291	36.003	243.8	12:57.444
5	<b>1:38.102</b>	<b>30.945</b>	31.091	36.066	244.9	14:35.546
6	1:38.249	30.990	31.263	<b>35.996</b>	244.3	16:13.795
7	1:44.753	31.009	34.760	38.984	245.5	17:58.548
8	1:49.430B	32.019	32.421	44.990	241.6	19:47.978
9	21:50.538	...	34.137	38.719		41:38.516
10	1:44.718	33.922	33.668	37.128	217.3	43:23.234
11	1:38.922	31.430	31.270	36.222	237.9	45:02.156
12	1:38.420	31.189	31.097	36.134	239.5	46:40.576
13	1:38.404	31.119	31.144	36.141	240.0	48:18.980
14	1:38.288	31.102	<b>31.041</b>	36.145	241.1	49:57.268
15	1:38.329	31.020	31.193	36.116	239.5	51:35.597
16	1:55.414B	30.986	35.515	48.913	241.1	53:31.011

99	René LAMMERS	NLD				
MP Motorsport		Dallara 326				
1	19:11.070	...	35.897	36.864	19:11.070	
2	1:41.479	32.111	31.783	37.585	237.9	20:52.549
3	1:38.251	31.190	30.962	36.099	240.0	22:30.800
4	1:37.832	30.976	30.855	36.001	241.6	24:08.632
5	1:37.666	30.896	30.883	35.887	241.6	25:46.298
6	<b>1:37.421</b>	<b>30.795</b>	30.938	<b>35.688</b>	241.6	27:23.719
7	2:00.442B	35.875	35.232	49.335	235.3	29:24.161
8	12:10.159	...	36.520	38.905		41:34.320
9	1:43.630	34.113	32.344	37.173	211.8	43:17.950
10	1:39.507	31.232	31.366	36.909	237.9	44:57.457
11	1:37.516	30.875	30.831	35.810	240.0	46:34.973
12	1:37.496	30.943	<b>30.817</b>	35.736	240.5	48:12.469
13	1:37.643	30.944	30.823	35.876	241.1	49:50.112
14	1:51.360B	30.891	30.951	49.518	241.1	51:41.472