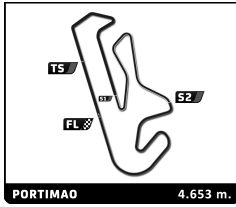


EURO CUP 3

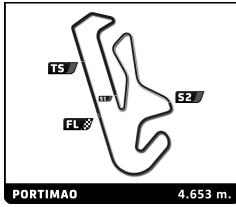


Eurocup3 Official Collective Test - PORTIMAO Day 2 - Session 3

Sector Analysis

___ Invalidated Lap							■ Personal Best							■ Session Best							B Crossing the pit lane						
Lap	Time	Sector 1	Sector 2	Sector 3	T.Sp	Elapsed	Lap	Time	Sector 1	Sector 2	Sector 3	T.Sp	Elapsed	Lap	Time	Sector 1	Sector 2	Sector 3	T.Sp	Elapsed	Lap	Time	Sector 1	Sector 2	Sector 3	T.Sp	Elapsed
2 Kacper SZTUKA POL							Dallara 326							Tecnicar							POL						
1	4:34.251	3:07.255	41.372	45.624		4:34.251	8	1:38.668	31.069	31.368	36.231	242.2	25:27.276	9	1:39.472	31.363	31.505	36.604	243.2	27:06.748	10	1:38.843	31.052	31.528	36.263	243.2	28:45.591
2	1:48.809	37.700	33.613	37.496	190.8	6:23.060	11	1:38.607	31.113	31.301	36.193	242.7	30:24.198	12	1:38.708	31.134	31.275	36.299	244.9	32:02.906	13	1:38.865	31.159	31.296	36.410	246.0	33:41.771
3	2:16.757 B	42.585	37.802	56.370	232.3	8:39.817	14	1:39.227	31.399	31.477	36.351	248.3	35:20.998	15	1:39.127	31.318	31.492	36.317	246.6	37:00.125	16	1:39.667	31.109	32.068	36.490	245.5	38:39.792
4	8:47.246	7:34.569	35.045	37.632		17:27.063	17	1:39.764	31.911	31.507	36.346	242.2	40:19.556	18	1:39.032	31.221	31.309	36.502	241.6	41:58.588	19	1:54.159 B	31.201	32.231	50.727	241.1	43:52.747
5	1:42.248	32.158	33.478	36.612	235.8	19:09.311																					
6	1:48.886	34.370	36.683	37.833	237.4	20:58.197																					
7	2:02.717 B	31.469	39.163	52.085	237.4	23:00.914																					
8	6:45.046	5:31.065	35.618	38.363		29:45.960																					
9	1:41.037	32.406	31.857	36.774	234.8	31:26.997																					
10	1:38.407	31.109	31.133	36.165	237.4	33:05.404																					
11	1:49.001	32.257	37.355	39.389	238.9	34:54.405																					
12	1:38.247	31.186	31.098	35.963	237.9	36:32.652																					
13	2:02.300 B	35.649	37.795	48.856	239.5	38:34.952																					
14	23:15.637 B	...	54.062	1:04.960		1:01:50.589																					
15	9:27.351	8:15.686	34.057	37.608		1:11:17.940																					
16	1:40.440	32.492	31.509	36.439	238.4	1:12:58.380																					
17	1:38.798	31.174	31.493	36.131	238.9	1:14:37.178																					
18	2:00.814 B	30.903	31.108	58.803	240.0	1:16:37.992																					
3 Edouard BORGNA FRA							Dallara 326							Drivex							FRA						
1	4:49.241	3:30.443	37.606	41.192		4:49.241	8	46:43.245 B	...	39.425	42.653		1:19:00.731	9	1:53.615	35.851	36.118	41.646	219.5	1:20:54.346	10	1:45.491	35.388	32.904	37.199	208.5	1:22:39.837
2	1:48.753	35.522	33.946	39.285	228.8	6:37.994	11	1:38.907	31.488	31.200	36.219	235.8	1:24:18.744	12	1:38.593	31.190	31.098	36.305	234.8	1:25:57.337	13	1:38.328	31.072	31.166	36.090	237.9	1:27:35.665
3	2:20.681 B	43.053	40.275	57.353	188.8	8:58.675	14	1:53.632	35.499	39.617	38.516	237.4	1:29:29.297	15	1:38.587	31.035	31.011	36.541	233.3	1:31:07.884							
4	8:39.891	7:28.123	33.966	37.802		17:38.566																					
5	1:59.881 B	35.028	38.775	46.078	237.9	19:38.447																					
6	39:02.927 B	...	35.189	46.916		58:41.374																					
7	2:31.037 B	1:14.123	32.937	43.977		1:01:12.411																					
8	2:20.251	1:05.986	34.777	39.488		1:03:32.662																					
9	1:40.644	31.954	31.738	36.952	238.4	1:05:13.306																					
10	1:40.625	31.869	31.813	36.943	238.4	1:06:53.931																					
11	1:40.199	31.678	31.686	36.835	238.9	1:08:34.130																					
12	1:39.975	31.755	31.553	36.667	239.5	1:10:14.105																					
13	1:40.816	31.647	31.868	37.301	240.5	1:11:54.921																					
14	1:39.864	31.513	31.685	36.666	244.3	1:13:34.785																					
15	1:39.868	31.397	31.739	36.732	243.2	1:15:14.653																					
16	1:40.417	31.637	32.049	36.731	241.6	1:16:55.070																					
17	1:40.135	31.418	31.789	36.928	242.2	1:18:35.205																					
18	1:40.054	31.519	31.650	36.885	241.6	1:20:15.259																					
19	1:40.434	31.560	32.193	36.681	241.1	1:21:55.693																					
20	1:40.626	31.512	31.688	37.426	242.2	1:23:36.319																					
21	1:39.869	31.530	31.663	36.676	241.1	1:25:16.188																					
22	1:40.591	31.494	32.039	37.058	240.5	1:26:56.779																					
23	2:21.583 B	31.379	1:03.133	47.071	240.0	1:29:18.362																					
4 Ean EYCKMANS BEL							Dallara 326							MP Motorsport							BEL						
1	6:31.654	5:13.424	36.951	41.279		6:31.654	8	3:26.282	2:01.871	39.841	44.570		3:26.282	9	1:48.190	35.455	34.075	38.660	216.4	5:14.472	10	1:58.023 B	33.586	32.268	52.169	234.3	7:12.495
2	2:19.542 B	42.549	40.552	56.441	191.5	8:51.196	13	10:56.100 B	9:24.944	35.890	55.266		18:08.595	14	3:03.572 B	1:36.969	35.453	51.150		21:12.167	15	2:33.099 B	1:15.487	32.261	45.351		23:45.266
3	8:22.497	7:13.368	32.525	36.604		17:13.693	16	2:16.482	1:07.630	31.969	36.883		26:01.748	17	1:40.674	32.033	31.872	36.769	236.8	27:42.422	18	1:40.261	31.957	31.653	36.651	237.9	29:22.683
4	1:38.936	31.504	31.234	36.198	236.8	18:52.629	19	1:40.261	31.957	31.653	36.651	237.9	29:22.683	20	1:39.605	31.572	31.531	36.502	238.4	31:02.288	21	1:41.022	31.727	32.599	36.696	238.4	32:43.310
5	1:38.753	31.601	31.059	36.093	239.5	20:31.382	22	1:40.033	31.740	31.503	36.790	238.4	34:23.343	23	1:40.310	31.627	31.898	36.785	239.5	36:03.653	24	1:40.219	31.499	31.547	37.173	238.9	37:43.872
6	1:38.592	31.121	31.089	36.382	241.6	22:09.974	25	1:40.029	31.586	31.596	36.847	238.4	39:23.901	26	1:40.089	31.740	31.707	36.642	238.9	41:03.990	27	8:32.050 B	32.191			237.9	49:36.040
7	1:38.634	31.134	31.193	36.307	242.2	23:48.608																					
5 Patrick HEUZENROEDER AUS							Dallara 326							Griffin Core by Campos							AUS						
1	21:59.199	...	37.578	39.036		21:59.199	8	1:38.668	31.069	31.368	36.231	242.2	25:27.276	9	1:39.472	31.363	31.505	36.604	243.2	27:06.748	10	1:38.843	31.052	31.528	36.263	243.2	28:45.591
2	1:51.100	34.416	35.571	41.113	193.5	23:50.299	11	1:38.607	31.113	31.301	36.193	242.7	30:24.198	12	1:38.708	31.134	31.275	36.299	244.9	32:02.906	13	1:38.865	31.159	31.296	36.410	246.0	33:41.771
3	1:40.988	32.438	31.807	36.743	232.8	25:31.287	14	1:39.227	31.399	31.477	36.351	248.3	35:20.998	15	1:39.127	31.318	31.492	36.317	246.6	37:00.125	16	1:39.667	31.109	32.068	36.490	245.5	38:39.792
4	1:43.023	34.283	32.315	36.425	234.3	27:14.310	17	1:39.764	31.911	31.507	36.346	242.2	40:19.556	18	1:39.032	31.221	31.309	36.502	241.6	41:58.588	19	1:54.159 B	31.201	32.231	50.727	241.1	43:52.747
5	1:39.214	31.543	31.356	36.315	236.3	28:53.524																					
6	1:38.951	31.342	31.246	36.363	236.3	30:32.475																					
7	1:45.011	31.201	33.458	40.352	237.4	32:17.486																					
8	46:43.245 B	...	39.425	42.653		1:19:00.731																					
9	1:53.615	35.851	36.118	41.646	219.5	1:20:54.346																					
10	1:45.491	35.388	32.904	37.199	208.5	1:22:39.837																					
11	1:38.907	31.488	31.200	36.219	235.8	1:24:18.744																					
12	1:38.593	31.190	31.098	36.305	234.8	1:25:57.337																					
13	1:38.328	31.072	31.166	36.090	237.9	1:27:35.665																					
14	1:53.632	35.499	39.617	38.516	237.4	1:29:29.297																					
15	1:38.587	31.035	31.011	36.541	233.3	1:31:07.884																					
6 Stylianos KOLOVOS GRC							Dallara 326							Drivex							GRC						
1	3:26.282	2:01.871	39.841	44.570		3:26.282	8	1:40.674	32.033	31.872	36.769	236.8	27:42.422	9	1:40.261	31.957	31.653	36.651	237.9	29:22.683	10	1:39.605	31.572	31.531	36.502	238.4	31:02.288
2	1:48.190	35.455	34.075	38.660	216.4	5:14.472	11	1:41.022	31.727	32.599	36.696	238.4	32:43.310	12	1:40.033	31.740	31.503	36.790	238.4	34:23.343	13	1:40.310	31.627	31.898	36.785	239.5	36:03.653
3	1:58.023 B	33.586	32.268	52.169	234.3	7:12.495	14	1:40.219	31.499	31.547	37.173	238.9	37:43.872	15	1:40.029	31.586	31.596	36.847	238.4	39:23.901	16	1:40.089	31.740	31.707	36.642	238.9	41:03.990
4	10:56.100 B	9:24.944	35.890	55.266		18:08.595	17	8:32.050 B	32.191			237.9	49:36.040														
5	3:03.572 B	1:36.969	35.453	51.150		21:12.167																					
6	2:33.099 B	1:15.487	32.261	45.351		23:45.266																					
7	2:16.482	1:07.630	31.969	36.883		26:01.748																					
8	1:40.674	32.033	31.872	36.769	236.8	27:42.422																					
9	1:40.261	31.957	31.653	36.651	237.9	29:22.683																					

EURO CUP 3

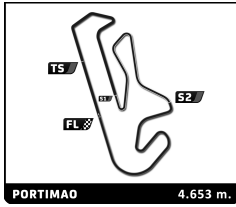


Eurocup3 Official Collective Test - PORTIMAO Day 2 - Session 3

Sector Analysis

— Invalidated Lap						■ Personal Best		■ Session Best		■ Crossing the pit lane				
Lap	Time	Sector 1	Sector 2	Sector 3	T.Sp	Elapsed	Lap	Time	Sector 1	Sector 2	Sector 3	T.Sp	Elapsed	
5	2:52.168	1:23.996	43.473	44.699		24:05.722	1	3:20.718	2:03.724	36.135	40.859		3:20.718	
6	1:38.905	31.495	31.265	36.145	238.4	25:44.627	2	1:45.259	33.867	32.712	38.680	227.4	5:05.977	
7	1:47.305	31.353	31.210	44.742	238.9	27:31.932	3	1:46.993	32.078	31.629	43.286	231.8	6:52.970	
8	37:44.867	B	...	33.434	43.818	1:05:16.799	4	10:38.210	9:27.706	33.675	36.829		17:31.180	
9	2:17.275	B	59.548	32.226	45.501	1:07:34.074	5	1:40.826	32.015	31.592	37.219	235.8	19:12.006	
10	2:58.685	B	1:39.009	32.820	46.856	1:10:32.759	6	1:38.990	31.365	31.288	36.337	236.8	20:50.996	
11	2:15.824	1:07.480	31.803	36.541		1:12:48.583	7	1:38.839	31.103	31.173	36.563	238.4	22:29.835	
12	1:38.532	31.134	31.225	36.173	240.5	1:14:27.115	8	1:38.751	31.352	31.117	36.282	236.8	24:08.586	
13	1:38.632	31.032	31.147	36.453	242.2	1:16:05.747	9	1:45.355	B	31.202	31.234	42.919	239.5	25:53.941
14	1:38.553	31.082	31.317	36.154	241.1	1:17:44.300	10	11:53.738	...	41.444	40.527		37:47.679	
15	1:38.621	31.194	31.203	36.224	240.5	1:19:22.921	11	1:40.356	31.866	31.986	36.504	230.3	39:28.035	
16	1:38.462	31.079	31.256	36.127	241.1	1:21:01.383	12	1:38.872	31.246	31.283	36.343	236.3	41:06.907	
17	1:38.871	31.190	31.224	36.457	241.1	1:22:40.254	13	1:38.767	31.134	31.174	36.459	236.8	42:45.674	
18	1:42.501	32.520	33.489	36.492	248.3	1:24:22.755	14	1:48.682	B	31.253	34.609	42.820	238.4	44:34.356
19	1:38.905	31.256	31.211	36.438	240.5	1:26:01.660	15	25:16.392	...	32.914	37.974		1:09:50.748	
20	1:38.778	31.113	31.196	36.469	240.5	1:27:40.438	16	1:40.458	32.387	31.840	36.231	225.9	1:11:31.206	
21	1:39.188	31.130	31.251	36.807	240.5	1:29:19.626	17	1:38.386	31.191	31.165	36.030	236.3	1:13:09.592	
22	1:38.906	31.180	31.321	36.405	239.5	1:30:58.532	18	1:44.073	B	30.986	31.098	41.989	242.7	1:14:53.665
8 Alceu FELDMANN BRA							11 Luca VIISOREANU ROU							
MP Motorsport Dallara 326							TC Racing Dallara 326							
1	43:45.410	B	...	34.738	53.266	43:45.410	1	8:27.581	B	7:02.527	35.127	49.927	8:27.581	
2	14:34.219	...	34.206	38.434		58:19.629	2	9:43.959	8:34.539	32.301	37.119		18:11.540	
3	1:43.860	34.668	32.424	36.768	193.2	1:00:03.489	3	1:39.647	31.706	31.366	36.575	235.8	19:51.187	
4	1:39.289	31.524	31.347	36.418	234.8	1:01:42.778	4	1:39.470	31.276	31.682	36.512	239.5	21:30.657	
5	1:38.676	31.334	31.018	36.324	236.8	1:03:21.454	5	1:39.360	31.398	31.595	36.367	241.6	23:10.017	
6	1:40.673	31.470	31.701	37.502	237.9	1:05:02.127	6	1:51.050	36.071	37.220	37.759	240.0	25:01.067	
7	1:38.468	31.217	31.012	36.239	237.4	1:06:40.595	7	1:39.463	31.213	31.590	36.660	240.5	26:40.530	
8	1:44.931	B	31.187	31.025	42.719	1:08:25.526	8	1:49.537	B	31.901	33.774	43.862	241.6	28:30.067
9	8:13.682	7:01.633	34.255	37.794		1:16:39.208	9	12:08.779	...	37.859	37.845		40:38.846	
10	1:48.294	37.939	33.271	37.084	192.9	1:18:27.502	10	1:41.341	32.273	32.098	36.970	236.8	42:20.187	
11	1:38.390	31.056	31.108	36.226	238.4	1:20:05.892	11	2:05.244	B	31.395	37.156	56.693	241.6	44:25.431
12	1:38.055	30.997	30.919	36.139	238.9	1:21:43.947	12	13:58.541	...	33.030	38.793		58:23.972	
13	1:44.270	31.902	35.595	36.773	241.6	1:23:28.217	13	1:42.248	32.857	32.058	37.333	220.9	1:00:06.220	
14	1:38.452	30.968	31.215	36.269	240.5	1:25:06.669	14	1:39.248	31.368	31.502	36.378	240.5	1:01:45.468	
15	1:45.918	32.308	36.141	37.469	241.1	1:26:52.587	15	1:40.442	31.262	31.517	37.663	240.5	1:03:25.910	
16	1:48.187	B	31.115	31.252	45.820	238.9	1:28:40.774	16	1:38.886	31.342	31.202	36.342	241.6	1:05:04.796
9 Thomas STRAUVEN BEL							12 Gianmarco PRADEL AUS							
Griffin Core by Campos Dallara 326							MP Motorsport Dallara 326							
1	59:10.232	...	38.289	41.749		59:10.232	1	2:24.543	B	54.168	36.610	53.765	2:24.543	
2	1:48.623	34.939	34.780	38.904	212.6	1:00:58.855	2	2:37.388	B	1:10.064	35.044	52.280	5:01.931	
3	1:40.105	31.623	31.649	36.833	234.8	1:02:38.960	3	2:40.063	B	1:11.488	32.631	55.944	7:41.994	
4	1:38.356	31.192	31.006	36.158	237.4	1:04:17.316	4	9:28.703	8:20.255	31.657	36.791		17:10.697	
5	1:38.313	31.121	30.903	36.289	238.4	1:05:55.629	5	1:39.368	31.611	31.242	36.515	235.3	18:50.065	
6	1:38.275	31.127	30.985	36.163	237.9	1:07:33.904	6	1:38.962	31.505	31.113	36.344	236.8	20:29.027	
7	1:55.791	B	30.974	30.825	53.992	238.9	1:09:29.695	7	1:39.186	31.320	31.130	36.736	237.4	22:08.213
8	9:29.217	8:04.722	41.114	43.381		1:18:58.912	8	1:38.933	31.304	31.300	36.329	237.4	23:47.146	
9	1:54.352	36.408	35.476	42.468	219.1	1:20:53.264								
10	1:44.923	35.912	32.595	36.416	219.1	1:22:38.187								
11	1:37.482	30.918	30.728	35.836	236.3	1:24:15.669								
12	1:37.657	30.906	30.821	35.930	238.4	1:25:53.326								
13	1:37.800	30.896	30.905	35.999	238.9	1:27:31.126								
14	2:11.487	B	36.973	40.855	53.659	238.9	1:29:42.613							
10 Enzo TARNVANICHKUL THA														
Griffin Core by Campos Dallara 326														

EURO CUP 3

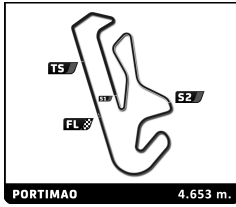


Eurocup3 Official Collective Test - PORTIMAO Day 2 - Session 3

Sector Analysis

— Invalidated Lap							■ Personal Best							■ Session Best							■ Crossing the pit lane						
Lap	Time	Sector 1	Sector 2	Sector 3	T.Sp	Elapsed	Lap	Time	Sector 1	Sector 2	Sector 3	T.Sp	Elapsed	Lap	Time	Sector 1	Sector 2	Sector 3	T.Sp	Elapsed	Lap	Time	Sector 1	Sector 2	Sector 3	T.Sp	Elapsed
9	1:38.916	31.319	31.218	36.379	240.0	25:26.062	6	1:40.993	31.919	32.249	36.825	237.9	26:35.182	14	1:40.125	31.466	31.801	36.858	239.5	1:17:28.506	22	3:01.177	1:25.546	38.913	56.718	1:29:49.459	
10	1:39.280	31.495	31.335	36.450	238.4	27:05.342	7	1:40.564	31.857	31.903	36.804	238.4	28:15.746	15	1:40.079	31.716	31.746	36.617	238.4	1:10:38.646	23	1:39.086	31.393	31.353	36.340	241.6	1:21:46.109
11	1:39.012	31.324	31.202	36.486	237.9	28:44.354	8	1:52.359	32.193	32.809	47.357	236.3	30:08.105	16	1:41.869	32.505	32.003	37.361	238.9	1:05:40.928	24	1:42.969	33.546	33.021	36.402	244.9	1:23:29.078
12	1:39.141	31.346	31.242	36.553	237.4	30:23.495	9	30:26.477	...	34.969	38.113	...	1:00:34.582	17	1:40.047	32.091	31.448	36.508	236.8	1:07:20.975	25	1:38.917	31.181	31.470	36.266	244.3	1:25:07.995
13	1:38.865	31.251	31.207	36.407	237.4	32:02.360	10	1:42.698	33.134	32.392	37.172	231.8	1:02:17.280	18	1:40.095	31.583	31.434	37.078	239.5	1:15:48.381	26	1:40.330	31.356	31.592	37.382	242.2	1:26:48.325
14	1:39.006	31.310	31.177	36.519	237.9	33:41.366	11	1:40.931	31.822	32.022	37.087	236.3	1:03:58.211	19	1:40.125	31.466	31.801	36.858	239.5	1:17:28.506	27	1:51.578	31.852	33.963	45.763	247.1	1:28:39.903
15	1:39.171	31.501	31.223	36.447	238.9	35:20.537	12	1:40.157	31.754	31.798	36.605	237.4	1:05:38.368	20	1:50.847	32.993	32.394	45.460	238.4	1:19:19.353	28	1:40.564	31.857	31.903	36.804	238.4	28:15.746
16	1:38.924	31.443	31.162	36.319	238.9	36:59.461	13	1:40.049	31.652	31.785	36.612	236.8	1:07:18.417	21	7:28.929	6:09.842	33.651	45.436	...	1:26:48.282	29	1:40.993	31.919	32.249	36.825	237.9	26:35.182
17	1:41.071	31.227	33.185	36.659	238.9	38:40.532	14	1:40.150	31.590	31.699	36.861	238.4	1:08:58.567	22	3:01.177	1:25.546	38.913	56.718	...	1:29:49.459	30	1:39.280	31.495	31.335	36.450	238.4	27:05.342
18	1:39.542	31.689	31.397	36.456	242.2	40:20.074	15	1:40.079	31.716	31.746	36.617	238.4	1:10:38.646	23	1:39.086	31.393	31.353	36.340	241.6	1:21:46.109	31	1:39.012	31.324	31.202	36.486	237.9	28:44.354
19	1:39.211	31.362	31.320	36.529	242.2	41:59.285	16	1:48.382	32.238	37.973	38.171	238.9	1:12:27.028	24	1:42.969	33.546	33.021	36.402	244.9	1:23:29.078	32	1:39.141	31.346	31.242	36.553	237.4	30:23.495
20	1:55.533	31.289	32.565	51.679	242.2	43:54.818	17	1:41.258	31.732	32.594	36.932	238.9	1:14:08.286	25	1:38.917	31.181	31.470	36.266	244.3	1:25:07.995	33	1:39.012	31.324	31.202	36.486	237.9	28:44.354
14 Keanu AL AZHARI ARE							22 Adam AL AZHARI UAE																				
Hitech Dallara 326							Tecnicar Dallara 326																				
1	32:39.694	...	34.651	38.618	...	32:39.694	1	6:11.092	4:57.523	35.056	38.513	...	6:11.092	1	17:55.861	...	36.592	40.108	...	17:55.861	1	17:55.861	...	36.592	40.108	...	17:55.861
2	1:48.300	33.624	31.924	42.752	230.3	34:27.994	2	2:15.251	42.402	42.411	50.438	159.3	8:26.343	2	1:49.384	35.067	34.455	39.862	226.4	19:45.245	2	1:55.395	33.234	35.595	46.566	235.3	34:41.658
3	2:13.461	1:04.140	32.193	37.128	...	36:41.455	3	8:57.423	7:47.742	32.718	36.963	...	17:23.766	3	1:43.894	33.613	32.973	37.308	234.3	21:29.139	3	2:32.570	1:23.690	31.733	37.147	...	37:14.228
4	1:38.702	31.235	31.289	36.178	237.9	38:20.157	4	1:40.483	32.534	31.597	36.352	236.8	19:04.249	4	1:39.894	31.732	31.417	36.745	238.4	1:06:42.887	4	1:39.471	31.506	31.511	36.454	237.4	38:53.699
5	1:44.024	31.064	31.346	41.614	237.9	40:04.181	5	1:38.724	31.149	31.371	36.204	240.5	20:42.973	5	1:40.145	31.550	31.396	37.199	238.4	1:08:23.032	5	1:46.401	31.306	31.225	43.870	239.5	40:40.100
6	31:12.184	...	36.600	40.605	...	1:11:16.365	6	1:38.966	31.161	31.357	36.448	243.8	22:21.939	6	1:39.981	31.815	31.506	36.660	237.9	1:10:03.013	6	30:41.785	...	35.002	41.728	...	1:11:21.885
7	1:49.472	36.393	34.873	38.206	226.4	1:13:05.837	7	1:38.449	31.125	31.216	36.108	241.6	24:00.388	7	1:39.981	31.815	31.506	36.660	237.9	1:10:03.013	7	1:51.368	35.434	39.244	36.690	210.9	1:13:13.253
8	1:43.150	32.848	32.143	38.159	223.1	1:14:48.987	8	1:38.529	31.169	31.248	36.112	242.2	25:38.917	8	1:39.579	31.559	31.457	36.563	240.0	1:11:42.592	8	1:43.894	33.613	32.973	37.308	234.3	21:29.139
9	1:43.979	32.676	34.894	36.409	237.9	1:16:32.966	9	1:47.900	31.321	31.223	45.356	241.1	27:26.817	9	1:39.817	31.610	31.576	36.631	238.4	1:13:22.409	9	1:43.537	34.083	32.461	36.993	235.8	23:12.676
10	1:37.801	30.815	31.147	35.839	239.5	1:18:10.767	10	11:08.159	9:45.288	40.195	42.676	...	38:34.976	10	1:39.413	31.434	31.624	36.355	241.6	1:15:01.822	10	1:41.513	32.595	32.194	36.724	236.3	24:54.189
11	1:38.098	31.037	30.969	36.092	238.9	1:19:48.865	11	1:57.329	39.190	36.104	42.035	198.9	40:32.305	11	1:39.797	31.297	31.774	36.726	243.2	1:16:41.619	11	1:41.513	32.595	32.194	36.724	236.3	24:54.189
12	1:50.828	37.266	34.338	39.224	163.1	1:21:39.693	12	1:45.391	35.318	32.861	37.212	163.4	42:17.696	12	1:39.642	31.425	31.536	36.681	242.2	1:18:21.261	12	1:41.513	32.595	32.194	36.724	236.3	24:54.189
13	1:44.296	31.042	31.132	42.122	238.9	1:23:23.989	13	2:04.929	31.543	37.606	55.780	236.8	44:22.625	13	1:40.002	31.494	31.753	36.755	243.8	1:20:01.263	13	1:41.669	31.410	31.628	38.631	241.1	1:21:42.932
16 Bianca BUSTAMANTE PHL							23 Stefan BOSTANDJIEV BGR																				
Palou Motorsport Dallara 326							Hitech Dallara 326																				
1	58:28.077	...	35.832	39.354	...	58:28.077	1	32:46.263	...	36.657	38.697	...	32:46.263	1	1:41.669	31.410	31.628	38.631	241.1	1:21:42.932	1	1:41.669	31.410	31.628	38.631	241.1	1:21:42.932
2	1:54.783	35.705	32.598	46.480	183.4	1:00:22.860	2	1:46.245	35.819	33.228	37.198	201.9	1:16:43.906	2	1:40.002	31.494	31.753	36.755	243.8	1:20:01.263	2	1:41.669	31.410	31.628	38.631	241.1	1:21:42.932
3	4:40.133	3:28.848	32.346	38.939	...	1:05:02.993	3	1:38.999	31.347	31.370	36.282	240.5	1:18:22.905	3	1:39.642	31.425	31.536	36.681	242.2	1:18:21.261	3	1:41.669	31.410	31.628	38.631	241.1	1:21:42.932
4	1:39.894	31.732	31.417	36.745	238.4	1:06:42.887	4	1:44.118	31.430	33.876	38.812	241.6	1:20:07.023	4	1:39.642	31.425	31.536	36.681	242.2	1:18:21.261	4	1:41.669	31.410	31.628	38.631	241.1	1:21:42.932
5	1:40.145	31.550	31.396	37.199	238.4	1:08:23.032	5	1:39.086	31.393	31.353	36.340	241.6	1:21:46.109	5	1:39.642	31.425	31.536	36.681	242.2	1:18:21.261	5	1:41.669	31.410	31.628	38.631	241.1	1:21:42.932
6	1:39.981	31.815	31.506	36.660	237.9	1:10:03.013	6	1:42.969	33.546	33.021	36.402	244.9	1:23:29.078	6	1:39.981	31.815	31.506	36.660	237.9	1:10:03.013	6	1:41.669	31.410	31.628	38.631	241.1	1:21:42.932
7	1:39.579	31.559	31.457	36.563	240.0	1:11:42.592	7	1:42.969	33.546	33.021	36.402	244.9	1:23:29.078	7	1:39.981	31.815	31.506	36.660	237.9	1:10:03.013	7	1:41.669	31.410	31.628	38.631	241.1	1:21:42.932
8	1:39.817	31.610	31.576	36.631	238.4	1:13:22.409	8	1:42.969	33.546	33.021	36.402	244.9	1:23:29.078	8	1:39.981	31.815	31.506	36.660	237.9	1:10:03.013	8	1:41.669	31.410	31.628	38.631	241.1	1:21:42.932
9	1:39.413	31.434	31.624	36.355	241.6	1:15:01.822	9	1:42.969	33.546	33.021	36.402	244.9	1:23:29.078	9	1:39.981	31.815	31.506	36.660	237.9	1:10:03.013	9	1:41.669	31.410	31.628	38.631	241.1	1:21:42.932
10	1:39.797	31.297	31.774	36.726	243.2	1:16:41.619	10	1:42.969	33.546	33.021	36.402	244.9	1:23:29.078	10	1:39.981	31.815	31.506	36.660	237.9	1:10:03.013	10	1:41.669	31.410	31.628	38.631	241.1	1:21:42.932
11	1:39.642	31.425	31.536	36.681	242.2	1:18:21.261	11	1:42.969	33.546	33.021	36.402	244.9	1:23:29.078	11	1:39.981	31.815	31.506	36.660	237.9	1:10:03.013	11	1:41.669	31.410	31.628	38.631	241.1	1:21:42.932
12	1:40.002	31.494	31.753	36.755	243.8	1:20:01.263	12	1:42.969	33.546	33.021	36.402	244.9	1:23:29.078	12	1:39.981	31.815	31.506	36.660	237.9	1:10:03.013	12	1:41.669	31.410	31.628	38.6		

EURO CUP 3



Eurocup3 Official Collective Test - PORTIMAO Day 2 - Session 3

Sector Analysis

— Invalidated Lap ■ Personal Best ■ Session Best ■ Crossing the pit lane

Lap	Time	Sector 1	Sector 2	Sector 3	T.Spd	Elapsed	Lap	Time	Sector 1	Sector 2	Sector 3	T.Spd	Elapsed
8	1:42.179	31.724	32.980	37.475	237.4	1:14:55.432	25	1:38.868	31.214	31.413	36.241	241.1	1:18:29.541
9	1:38.230	31.021	31.298	35.911	238.9	1:16:33.662	26	1:38.834	31.099	31.417	36.318	243.2	1:20:08.375
10	1:46.843	31.057	36.254	39.532	242.7	1:18:20.505	27	1:38.923	31.284	31.329	36.310	242.2	1:21:47.298
11	1:38.541	31.121	31.409	36.011	240.0	1:19:59.046	28	1:38.864	31.095	31.369	36.400	244.9	1:23:26.162
12	1:38.482	31.051	31.091	36.340	238.9	1:21:37.528	29	1:39.257	31.284	31.372	36.601	241.6	1:25:05.419
13	1:51.903 B	35.792	31.856	44.255	202.6	1:23:29.431	30	1:39.400	31.439	31.296	36.665	239.5	1:26:44.819

26 Tommy HARFIELD UK
 Double R Dallara 326

1	2:43.579 B	1:19.606	34.952	49.021		2:43.579
2	2:23.280	1:12.180	33.741	37.359		5:06.859
3	1:49.454 B	32.792	31.830	44.832	236.3	6:56.313
4	10:53.662 B	9:33.431	34.473	45.758		17:49.975
5	2:21.061	1:10.500	33.244	37.317		20:11.036
6	1:40.229	32.105	31.722	36.402	234.3	21:51.265
7	1:39.319	31.507	31.429	36.383	235.8	23:30.584
8	1:38.801	31.319	31.240	36.242	236.8	25:09.385
9	1:39.438	31.437	31.514	36.487	237.4	26:48.823
10	1:39.228	31.357	31.265	36.606	238.4	28:28.051
11	2:25.948 B	38.354	46.230	1:01.364	235.8	30:53.999
12	41:08.460	...	36.307	38.970		1:12:02.459
13	1:44.784	33.808	33.588	37.388	225.0	1:13:47.243
14	1:40.330	32.029	31.755	36.546	236.3	1:15:27.573
15	1:39.088	31.354	31.369	36.365	237.9	1:17:06.661
16	1:38.631	31.296	31.128	36.207	238.4	1:18:45.292
17	1:38.468	31.223	31.158	36.087	238.9	1:20:23.760
18	1:38.379	31.135	31.067	36.177	237.9	1:22:02.139
19	1:38.430	31.148	31.104	36.178	240.0	1:23:40.569
20	1:38.300	31.061	31.027	36.212	240.0	1:25:18.869
21	1:47.620 B	31.746	32.163	43.711	239.5	1:27:06.489

27 Heitor DALL'AGNOL BRA
 Palou Motorsport Dallara 326

1	6:26.205	5:08.107	38.339	39.759		6:26.205
2	2:18.526 B	42.877	42.217	53.432	191.8	8:44.731
3	8:52.638	7:40.260	33.752	38.626		17:37.369
4	1:53.291	35.740	36.596	40.955	199.6	19:30.660
5	1:49.925	35.625	37.563	36.737	220.9	21:20.585
6	1:39.750	31.397	31.325	37.028	240.0	23:00.335
7	1:39.306	31.504	31.516	36.286	238.9	24:39.641
8	1:47.457 B	31.472	31.527	44.458	240.5	26:27.098
9	10:17.213	9:00.601	34.425	42.187		36:44.311
10	1:46.273	34.508	32.554	39.211	226.4	38:30.584
11	1:39.682	31.541	31.638	36.503	238.9	40:10.266
12	1:39.785	31.584	31.468	36.733	238.9	41:50.051
13	1:57.274 B	31.450	31.700	54.124	238.9	43:47.325
14	14:39.809	...	35.398	39.799		58:27.134
15	1:53.367 B	35.199	32.447	45.721	195.7	1:00:20.501
16	2:43.376 B	1:26.348	32.043	44.985		1:03:03.877
17	2:14.901	1:03.474	32.069	39.358		1:05:18.778
18	1:38.647	31.275	31.087	36.285	238.4	1:06:57.425
19	1:38.884	31.204	31.240	36.440	239.5	1:08:36.309
20	1:38.542	31.181	31.196	36.165	240.5	1:10:14.851
21	1:39.541	31.407	31.323	36.811	243.2	1:11:54.392
22	1:38.773	31.196	31.262	36.315	240.0	1:13:33.165
23	1:38.708	31.230	31.160	36.318	242.2	1:15:11.873
24	1:38.800	31.231	31.357	36.212	240.5	1:16:50.673

31 Renzo BARBUY ARG
 TC Racing Dallara 326

1	17:17.214 B	...	33.586	44.338		17:17.214
2	2:14.607 B	57.521	32.988	44.098		19:31.821
3	2:32.774	1:21.642	33.234	37.898		22:04.595
4	1:40.597	32.076	31.734	36.787	234.8	23:45.192
5	1:40.719	31.580	32.146	36.993	236.8	25:25.911
6	1:41.507	32.273	31.941	37.293	236.8	27:07.418
7	1:40.551	31.707	31.998	36.846	241.6	28:47.969
8	1:40.786	31.772	31.917	37.097	238.9	30:28.755
9	1:40.102	31.600	31.724	36.778	238.4	32:08.857
10	1:40.527	31.654	31.762	37.111	237.9	33:49.384
11	1:40.422	31.660	32.048	36.714	238.9	35:29.806
12	1:41.435	31.988	32.213	37.234	237.9	37:11.241
13	1:40.485	31.576	31.968	36.941	241.1	38:51.726
14	1:40.732	31.409	32.000	37.323	239.5	40:32.458
15	1:41.156	32.360	31.981	36.815	230.8	42:13.614
16	2:00.562 B	31.709	37.267	51.586	237.4	44:14.176

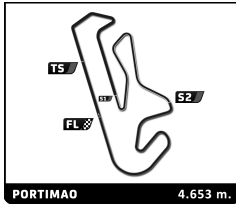
33 Rafael PERARD FRA
 Palou Motorsport Dallara 326

1	2:23.381	1:00.495	39.676	43.210		2:23.381
2	2:05.881 B	37.278	35.475	53.128	208.9	4:29.262
3	10:55.916 B	7:18.745	1:31.934	2:05.237		15:25.178

37 Filippo FIORENTINO BRA
 Drivex Dallara 326

1	4:39.922	3:13.052	42.073	44.797		4:39.922
2	1:56.382	39.315	36.295	40.772	186.5	6:36.304
3	2:20.335 B	43.425	40.679	56.231	187.8	8:56.639
4	8:41.631	7:29.113	33.947	38.571		17:38.270
5	1:50.013	35.552	35.468	38.993	201.1	19:28.283
6	1:47.369	36.308	33.598	37.463	219.1	21:15.652
7	2:02.980 B	41.471	34.376	47.133	187.2	23:18.632
8	37:31.618 B	...	35.037	52.735		1:00:50.250
9	2:34.065 B	1:11.349	33.538	49.178		1:03:24.315
10	2:19.372	1:11.167	31.534	36.671		1:05:43.687
11	1:39.449	31.676	31.411	36.362	235.8	1:07:23.136
12	1:39.155	31.263	31.313	36.579	237.4	1:09:02.291
13	1:39.185	31.486	31.361	36.338	237.9	1:10:41.476
14	1:39.037	31.431	31.313	36.293	240.0	1:12:20.513
15	1:38.869	31.169	31.319	36.381	238.9	1:13:59.382
16	1:39.035	31.210	31.233	36.592	238.9	1:15:38.417
17	1:38.693	31.064	31.267	36.362	239.5	1:17:17.110
18	1:39.582	31.342	31.260	36.980	238.4	1:18:56.692
19	1:38.958	31.243	31.369	36.346	239.5	1:20:35.650
20	1:39.243	31.201	31.465	36.577	238.9	1:22:14.893
21	1:38.968	31.262	31.325	36.381	240.5	1:23:53.861

EURO CUP 3

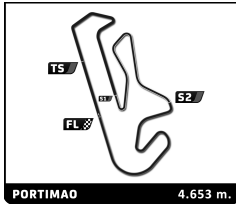


Eurocup3 Official Collective Test - PORTIMAO Day 2 - Session 3

Sector Analysis

— Invalidated Lap							■ Personal Best							■ Session Best							■ Crossing the pit lane																																																																																																																																																																							
Lap	Time	Sector 1	Sector 2	Sector 3	T.Spd	Elapsed	Lap	Time	Sector 1	Sector 2	Sector 3	T.Spd	Elapsed	Lap	Time	Sector 1	Sector 2	Sector 3	T.Spd	Elapsed	Lap	Time	Sector 1	Sector 2	Sector 3	T.Spd	Elapsed																																																																																																																																																																	
22	1:39.085	31.230	31.414	36.441	238.9	1:25:32.946	19	1:39.558	31.346	31.648	36.564	241.6	1:17:46.404	20	1:39.270	31.238	31.472	36.560	240.5	1:19:25.674	21	1:39.379	31.351	31.639	36.389	241.1	1:21:05.053	22	1:39.533	31.259	31.688	36.586	241.1	1:22:44.586	23	1:39.719	31.134	31.853	36.732	240.5	1:24:24.305	24	1:39.485	31.340	31.453	36.692	240.5	1:26:03.790	25	1:39.631	31.377	31.651	36.603	240.5	1:27:43.421	26	1:39.891	31.310	31.916	36.665	239.5	1:29:23.312	27	1:40.008	31.466	31.751	36.791	238.4	1:31:03.320																																																																																																																							
39	Santino PANETTA ARG							48	James EGOZI USA																																																																																																																																																																																			
	Hitech Dallara 326							Palou Motorsport Dallara 326																																																																																																																																																																																				
1	32:43.669	...	34.823	40.510		32:43.669	1	3:17.394	1:57.237	38.670	41.487		3:17.394	2	1:52.771	37.551	34.738	40.482	197.8	5:10.165	3	1:59.166	34.626	33.451	51.089	216.0	7:09.331	4	10:54.241	9:40.662	32.453	41.126		18:03.572	5	1:39.272	31.502	31.039	36.731	238.4	19:42.844	6	1:39.737	31.504	31.423	36.810	239.5	21:22.581	7	1:46.274	31.656	31.746	42.872	240.5	23:08.855	8	35:25.958	...	35.089	50.106		58:34.813	9	2:24.323	1:00.584	33.325	50.414		1:00:59.136	10	3:48.154	2:39.112	32.274	36.768		1:04:47.290	11	1:39.346	31.473	31.344	36.529	238.4	1:06:26.636	12	1:38.989	31.359	31.233	36.397	238.4	1:08:05.625	13	1:38.724	31.244	31.147	36.333	240.5	1:09:44.349	14	1:38.470	31.147	31.133	36.190	241.1	1:11:22.819	15	1:38.812	31.316	31.094	36.402	243.2	1:13:01.631	16	1:38.604	31.177	31.158	36.269	242.7	1:14:40.235	17	1:39.078	31.014	31.250	36.814	242.7	1:16:19.313	18	1:38.566	30.989	31.359	36.218	241.6	1:17:57.879	19	1:38.948	31.161	31.292	36.495	241.6	1:19:36.827	20	1:38.535	31.011	31.232	36.292	242.2	1:21:15.362	21	1:39.126	31.113	31.237	36.776	244.3	1:22:54.488	22	1:38.905	31.199	31.300	36.406	242.7	1:24:33.393	23	1:38.791	31.196	31.271	36.324	241.1	1:26:12.184	24	1:38.931	31.119	31.303	36.509	241.1	1:27:51.115	25	1:39.004	31.094	31.313	36.597	241.1	1:29:30.119	26	1:38.979	31.181	31.246	36.552	241.6	1:31:09.098
41	Alex POWELL USA							70	Jakob BERGMEISTER DEU																																																																																																																																																																																			
	Griffin Core by Campos Dallara 326							GRS Dallara 326																																																																																																																																																																																				
1	1:01:10.454	...	35.996	38.739		1:01:10.454	1	3:39.700	2:21.974	36.692	41.034		3:39.700	2	1:46.313	35.111	33.835	37.367	220.0	5:26.013	3	1:55.628	32.125	31.816	51.687	234.8	7:21.641	4	9:59.370	8:49.695	32.804	36.871		17:21.011	5	1:40.333	31.875	31.733	36.725	234.3	19:01.344	6	1:39.809	31.530	31.774	36.505	240.0	20:41.153	7	1:41.449	31.651	33.027	36.771	238.9	22:22.602	8	1:39.297	31.449	31.536	36.312	241.1	24:01.899	9	1:47.019	31.509	31.591	43.919	239.5	25:48.918	10	10:31.552	9:17.723	35.007	38.822		36:20.470	11	1:42.256	32.820	32.531	36.905	228.3	38:02.726	12	1:40.039	31.663	31.757	36.619	235.3	39:42.765	13	1:39.737	31.704	31.468	36.565	236.3	41:22.502	14	1:48.694	31.589	31.898	45.207	235.3	43:11.196	15	29:28.149	...	34.340	37.572		1:12:39.345	16	1:42.937	33.962	32.110	36.865	218.6	1:14:22.282																																																																						
44	Rayan CARETTI FRA																																																																																																																																																																																											
	GRS Dallara 326																																																																																																																																																																																											
1	2:12.201	1:00.836	33.599	37.766		2:12.201																																																																																																																																																																																						
2	1:40.928	32.233	32.496	36.199	228.8	3:53.129																																																																																																																																																																																						
3	1:38.318	31.158	31.097	36.063	236.8	5:31.447																																																																																																																																																																																						
4	1:59.010	31.067	31.202	56.741	238.9	7:30.457																																																																																																																																																																																						
5	9:49.623	8:40.883	32.049	36.691		17:20.080																																																																																																																																																																																						
6	1:38.425	31.169	31.140	36.116	239.5	18:58.505																																																																																																																																																																																						
7	1:38.300	31.148	31.216	35.936	238.9	20:36.805																																																																																																																																																																																						
8	1:38.188	31.053	31.193	35.942	240.0	22:14.993																																																																																																																																																																																						
9	1:38.165	31.040	31.119	36.006	238.9	23:53.158																																																																																																																																																																																						
10	1:38.516	31.085	31.350	36.081	241.1	25:31.674																																																																																																																																																																																						
11	1:46.354	31.424	31.465	43.465	247.1	27:18.028																																																																																																																																																																																						
12	38:12.604	...	32.451	44.997		1:05:30.632																																																																																																																																																																																						
13	2:15.007	1:06.629	31.852	36.526		1:07:45.639																																																																																																																																																																																						
14	1:39.217	31.401	31.385	36.431	236.3	1:09:24.856																																																																																																																																																																																						
15	1:40.496	32.871	31.248	36.377	238.9	1:11:05.352																																																																																																																																																																																						
16	1:40.487	32.563	31.621	36.303	238.4	1:12:45.839																																																																																																																																																																																						
17	1:39.115	31.144	31.330	36.641	240.0	1:14:24.954																																																																																																																																																																																						
18	1:41.892	31.056	31.353	39.483	240.5	1:16:06.846																																																																																																																																																																																						

EURO CUP 3



Eurocup3 Official Collective Test - PORTIMAO Day 2 - Session 3

Sector Analysis

— Invalidated Lap ■ Personal Best ■ Session Best B Crossing the pit lane

Lap	Time	Sector 1	Sector 2	Sector 3	T.Spd	Elapsed	Lap	Time	Sector 1	Sector 2	Sector 3	T.Spd	Elapsed						
17	1:47.086	31.772	31.526	43.788	236.3	1:16:09.368	9	1:38.718	31.229	31.233	36.256	236.8	32:20.312						
18	1:39.853	31.521	31.707	36.625	236.8	1:17:49.221	10	1:38.594	31.058	31.222	36.314	238.9	33:58.906						
19	1:39.639	31.577	31.597	36.465	236.8	1:19:28.860	11	1:41.733	31.161	31.264	39.308	239.5	35:40.639						
20	1:39.645	31.405	31.569	36.671	238.9	1:21:08.505	12	1:38.637	31.237	31.057	36.343	237.4	37:19.276						
21	1:43.962	31.499	34.367	38.096	238.4	1:22:52.467	13	1:52.085	B 33.231	34.367	44.487	237.9	39:11.361						
22	1:44.951	31.607	36.526	36.818	236.8	1:24:37.418	14	36:09.157	...	38.260	39.132		1:15:20.518						
23	1:41.249	31.785	31.704	37.760	237.4	1:26:18.667	15	1:47.369	34.136	32.954	40.279	218.6	1:17:07.887						
24	1:47.323	B 31.726	31.643	43.954	236.3	1:28:05.990	16	1:40.775	32.045	32.042	36.688	234.8	1:18:48.662						
77 Bart HARRISON GBR Double R Dallara 326							99 René LAMMERS NLD MP Motorsport Dallara 326												
1	3:06.973	B 1:48.757	33.584	44.632		3:06.973	1	2:51.339	B 1:29.995	34.243	47.101		2:51.339						
2	2:17.372	1:08.854	31.688	36.830		5:24.345	2	2:06.029	56.223	32.367	37.439		4:57.368						
3	1:53.806	B 31.464	31.256	51.086	236.8	7:18.151	3	1:39.467	31.517	31.433	36.517	234.8	6:36.835						
4	10:05.900	8:56.949	32.345	36.606		17:24.051	4	2:18.050	B 40.720	41.199	56.131	192.9	8:54.885						
5	1:39.320	31.500	31.372	36.448	244.3	19:03.371	5	8:25.063	7:15.307	32.679	37.077		17:19.948						
6	1:38.985	31.277	31.558	36.150	238.9	20:42.356	6	1:40.754	32.111	31.872	36.771	234.3	19:00.702						
7	1:38.591	31.144	31.145	36.302	241.1	22:20.947	7	1:39.025	31.378	31.383	36.264	237.4	20:39.727						
8	1:38.407	31.221	31.026	36.160	239.5	23:59.354	8	1:39.176	31.312	31.428	36.436	240.0	22:18.903						
9	1:45.147	B 31.127	31.122	42.898	241.1	25:44.501	9	1:39.329	31.346	31.263	36.720	237.4	23:58.232						
10	47:34.577	...	35.578	39.410		1:13:19.078	10	1:38.885	31.255	31.341	36.289	238.4	25:37.117						
11	1:41.576	32.988	31.715	36.873	232.3	1:15:00.654	11	1:38.987	31.284	31.333	36.370	238.9	27:16.104						
12	1:39.548	31.288	31.372	36.888	237.9	1:16:40.202	12	1:38.998	31.353	31.273	36.372	238.9	28:55.102						
13	1:38.333	31.107	31.060	36.166	239.5	1:18:18.535	13	1:38.965	31.221	31.337	36.407	240.0	30:34.067						
14	1:44.477	31.255	31.657	41.565	238.9	1:20:03.012	14	1:39.087	31.305	31.152	36.630	240.5	32:13.154						
15	1:42.019	31.213	31.158	39.648	238.9	1:21:45.031	15	1:39.080	31.256	31.356	36.468	238.9	33:52.234						
16	1:38.268	31.011	31.028	36.229	242.7	1:23:23.299	16	1:38.850	31.206	31.203	36.441	240.5	35:31.084						
17	1:45.705	34.440	34.715	36.550	243.8	1:25:09.004	17	1:39.437	31.333	31.395	36.709	240.0	37:10.521						
18	1:38.928	31.089	31.059	36.780	240.0	1:26:47.932	18	1:39.281	31.251	31.406	36.624	238.4	38:49.802						
19	2:04.911	B 36.577	36.148	52.186	238.9	1:28:52.843	19	1:39.390	31.344	31.488	36.558	238.4	40:29.192						
84 Genaro TRAPPA ARG Hitech Dallara 326							20							1:39.119	31.321	31.276	36.522	237.9	42:08.311
1	32:45.466	...	35.124	40.272		32:45.466	21	1:48.360	B 31.655	32.082	44.623	238.4	43:56.671						
2	1:53.253	B 33.683	32.954	46.616	230.8	34:38.719													
3	2:25.389	1:16.031	32.468	36.890		37:04.108													
4	1:40.961	31.266	31.348	38.347	238.4	38:45.069													
5	1:51.199	B 34.015	32.439	44.745	238.4	40:36.268													
6	30:43.491	...	37.417	41.146		1:11:19.759													
7	1:49.091	35.619	34.537	38.935	228.3	1:13:08.850													
8	1:43.341	33.476	32.613	37.252	238.9	1:14:52.191													
9	1:38.119	31.093	31.051	35.975	239.5	1:16:30.310													
10	1:41.570	31.032	31.140	39.398	240.0	1:18:11.880													
11	1:41.204	32.910	31.716	36.578	240.0	1:19:53.084													
12	1:38.316	31.065	31.124	36.127	240.5	1:21:31.400													
13	1:50.422	B 31.165	31.118	48.139	238.9	1:23:21.822													
91 Lorenzo CAMPOS AGO Double R Dallara 326																			
1	3:35.928	B 2:11.421	34.713	49.794		3:35.928													
2	3:05.291	B 1:40.919	33.727	50.645		6:41.219													
3	11:17.614	B 9:57.051	34.421	46.142		17:58.833													
4	2:39.345	1:29.495	32.034	37.816		20:38.178													
5	1:46.549	B 31.520	31.454	43.575	237.4	22:24.727													
6	4:55.625	3:41.920	35.774	37.931		27:20.352													
7	1:41.999	33.261	31.902	36.836	223.1	29:02.351													
8	1:39.243	31.574	31.229	36.440	235.3	30:41.594													