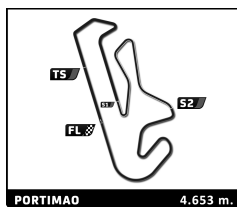


## F4Spain ROUND 2 - PORTIMAO Race 1

Amended

### Track Limits Analysis

No	Driver	Team	T.L. Nr	Camera	Lap	Time
5	Daniel MOTA	TC Racing	1	Turn 1	9	11:41:17.374
5	Daniel MOTA	TC Racing	2	Turn 1	10	11:43:05.516
5	Daniel MOTA	TC Racing	3	Turn 1	15	11:52:10.691
<b>Total Infractions:</b>						<b>3</b>
7	Felipe REIJS	MP Motorsport	1	Turn 5	6	11:34:52.311
7	Felipe REIJS	MP Motorsport	2	Turn 5	9	11:41:42.892
7	Felipe REIJS	MP Motorsport	3	Turn 5	10	11:43:30.762
7	Felipe REIJS	MP Motorsport	4	Turn 5	12	11:47:07.113
7	Felipe REIJS	MP Motorsport	5	Turn 5	15	11:52:32.443
<b>Total Infractions:</b>						<b>5</b>
8	Jacob MICALLEF	Campos Racing	1	Turn 1	11	11:44:57.361
8	Jacob MICALLEF	Campos Racing	2	Turn 5	12	11:47:10.720
8	Jacob MICALLEF	Campos Racing	3	Turn 1	17	11:56:36.360
<b>Total Infractions:</b>						<b>3</b>
9	Jean Paul KARRAS	G4 Racing	1	Turn 5	6	11:34:49.838
<b>Total Infractions:</b>						<b>1</b>
10	Luna FLUXÁ	Campos Racing	1	Turn 1	8	11:41:17.374
10	Luna FLUXÁ	Campos Racing	2	Turn 5	10	11:45:22.642
10	Luna FLUXÁ	Campos Racing	3	Turn 5	11	11:47:10.720
10	Luna FLUXÁ	Campos Racing	4	Turn 1	14	11:52:05.518
10	Luna FLUXÁ	Campos Racing	5	Turn 5	14	11:52:34.833
10	Luna FLUXÁ	Campos Racing	6	Turn 5	16	11:57:02.504
<b>Total Infractions:</b>						<b>6</b>
11	Rahim ALIBHAI	Monlau Motorsport	1	Turn 5	2	11:06:43.061
11	Rahim ALIBHAI	Monlau Motorsport	2	Turn 5	6	11:34:52.311
11	Rahim ALIBHAI	Monlau Motorsport	3	Turn 4	15	11:52:20.515
11	Rahim ALIBHAI	Monlau Motorsport	4	Turn 5	17	11:57:02.504
<b>Total Infractions:</b>						<b>4</b>
12	Philippe Armand KARRAS	G4 Racing	1	Turn 5	6	11:34:47.306
12	Philippe Armand KARRAS	G4 Racing	2	Turn 1	9	11:41:11.902
12	Philippe Armand KARRAS	G4 Racing	3	Turn 5	17	11:57:00.309
12	Philippe Armand KARRAS	G4 Racing	4	Turn 4	17	11:56:46.451
<b>Total Infractions:</b>						<b>4</b>
13	Rodrigo MARTÍNEZ	Tecnicar	1	Turn 4	9	11:41:34.974
13	Rodrigo MARTÍNEZ	Tecnicar	2	Turn 1	9	11:41:19.707
13	Rodrigo MARTÍNEZ	Tecnicar	3	Turn 5	13	11:49:03.695
13	Rodrigo MARTÍNEZ	Tecnicar	4	Turn 1	14	11:50:24.385
<b>Total Infractions:</b>						<b>4</b>
15	Jensen BURNETT	KCL Motorsport	1	Turn 1	3	11:08:03.635
15	Jensen BURNETT	KCL Motorsport	2	Turn 1	9	11:41:11.902
15	Jensen BURNETT	KCL Motorsport	3	Turn 5	17	11:57:01.574
<b>Total Infractions:</b>						<b>3</b>
17	Nacho TUÑÓN	T-Code by Amtog	1	Turn 5	6	11:34:47.306
17	Nacho TUÑÓN	T-Code by Amtog	2	Turn 5	17	11:56:58.302
<b>Total Infractions:</b>						<b>2</b>
18	Zoe FLORESCU	Tecnicar	1	Turn 1	6	11:34:21.088
18	Zoe FLORESCU	Tecnicar	2	Turn 5	6	11:34:49.838
18	Zoe FLORESCU	Tecnicar	3	Turn 5	11	11:45:18.834
18	Zoe FLORESCU	Tecnicar	4	Turn 1	12	11:46:39.092
18	Zoe FLORESCU	Tecnicar	5	Turn 5	12	11:47:07.113
<b>Total Infractions:</b>						<b>5</b>
21	Borys LYZEN	KCL Motorsport	1	Turn 1	10	11:42:56.039
21	Borys LYZEN	KCL Motorsport	2	Turn 1	13	11:48:15.156



## F4Spain

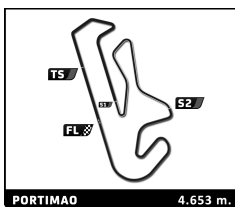
### ROUND 2 - PORTIMAO

#### Race 1

Amended

### Track Limits Analysis

No	Driver	Team	T.L. Nr	Camera	Lap	Time	
							<b>Total Infractions:</b> <input type="text" value="2"/>
22	Vivek KANTHAN	Griffin Core	1	Turn 1	6	11:34:18.752	
22	Vivek KANTHAN	Griffin Core	2	Turn 1	11	11:44:44.180	
22	Vivek KANTHAN	Griffin Core	3	Turn 1	17	11:56:30.255	
							<b>Total Infractions:</b> <input type="text" value="3"/>
23	Rocco CORONEL	MP Motorsport	1	Turn 1	10	11:42:59.509	
23	Rocco CORONEL	MP Motorsport	2	Turn 5	10	11:43:27.490	
23	Rocco CORONEL	MP Motorsport	3	Turn 1	12	11:46:35.758	
							<b>Total Infractions:</b> <input type="text" value="3"/>
24	Beau LOWETTE	TC Racing	1	Turn 4	6	11:34:36.885	
24	Beau LOWETTE	TC Racing	2	Turn 1	9	11:41:15.236	
24	Beau LOWETTE	TC Racing	3	Turn 5	10	11:43:34.161	
24	Beau LOWETTE	TC Racing	4	Turn 4	15	11:52:18.914	
							<b>Total Infractions:</b> <input type="text" value="4"/>
25	Aleix PIÑERA	Tecnicar	1	Turn 1	2	11:06:11.625	
25	Aleix PIÑERA	Tecnicar	2	Turn 1	12	11:46:35.758	
							<b>Total Infractions:</b> <input type="text" value="2"/>
27	Yuzuki SATO	Monlau Motorsport	1	Turn 1	6	11:34:24.022	
27	Yuzuki SATO	Monlau Motorsport	2	Turn 5	10	11:43:34.161	
27	Yuzuki SATO	Monlau Motorsport	3	Turn 1	12	11:46:43.766	
27	Yuzuki SATO	Monlau Motorsport	4	Turn 5	12	11:47:10.720	
							<b>Total Infractions:</b> <input type="text" value="4"/>
28	Max RADECK	DXR	1	Turn 5	2	11:06:43.061	
28	Max RADECK	DXR	2	Turn 1	10	11:43:03.113	
28	Max RADECK	DXR	3	Turn 4	15	11:52:17.309	
							<b>Total Infractions:</b> <input type="text" value="3"/>
32	Simón BULBARELLA	Drivex	1	Turn 5	2	11:06:40.620	
32	Simón BULBARELLA	Drivex	2	Turn 1	9	11:41:11.902	
32	Simón BULBARELLA	Drivex	3	Turn 1	10	11:43:02.046	
32	Simón BULBARELLA	Drivex	4	Turn 1	12	11:47:33.449	
							<b>Total Infractions:</b> <input type="text" value="4"/>
37	Ty FISHER	Griffin Core	1	Turn 1	3	11:07:55.888	
37	Ty FISHER	Griffin Core	2	Turn 1	9	11:41:11.902	
37	Ty FISHER	Griffin Core	3	Turn 1	12	11:46:35.758	
							<b>Total Infractions:</b> <input type="text" value="3"/>
38	Daniel KELLEHER	Campos Racing	1	Turn 5	6	11:34:47.306	
							<b>Total Infractions:</b> <input type="text" value="1"/>
40	Kasper SCHORMANS	MP Motorsport	1	Turn 1	9	11:41:09.567	
40	Kasper SCHORMANS	MP Motorsport	2	Turn 1	15	11:51:49.902	
							<b>Total Infractions:</b> <input type="text" value="2"/>
44	Elliot KACZYNSKI	Drivex	1	Turn 1	2	11:06:11.625	
44	Elliot KACZYNSKI	Drivex	2	Turn 1	6	11:34:18.752	
44	Elliot KACZYNSKI	Drivex	3	Turn 5	6	11:34:47.306	
44	Elliot KACZYNSKI	Drivex	4	Turn 1	13	11:48:31.171	
44	Elliot KACZYNSKI	Drivex	5	Turn 1	15	11:52:08.355	
44	Elliot KACZYNSKI	Drivex	6	Turn 5	15	11:52:34.833	
							<b>Total Infractions:</b> <input type="text" value="6"/>
71	Sam URUS	DXR	1	Turn 4	10	11:43:18.777	
							<b>Total Infractions:</b> <input type="text" value="1"/>
73	Fausto ARNAUDO	Monlau Motorsport	1	Turn 1	6	11:34:21.088	
73	Fausto ARNAUDO	Monlau Motorsport	2	Turn 1	9	11:41:14.306	



# F4Spain

## ROUND 2 - PORTIMAO

### Race 1


**Amended**

### Track Limits Analysis

No	Driver	Team	T.L. Nr	Camera	Lap	Time	
73	Fausto ARNAUDO	Monlau Motorsport	3	Turn 1	12	11:46:39.092	
							<b>Total Infractions:</b> <input type="text" value="3"/>
74	Pablo RICCOBONO	GRS Team	1	Turn 1	10	11:43:05.516	
74	Pablo RICCOBONO	GRS Team	2	Turn 1	13	11:48:29.437	
74	Pablo RICCOBONO	GRS Team	3	Turn 4	15	11:52:18.914	
74	Pablo RICCOBONO	GRS Team	4	Turn 5	17	11:57:02.504	
							<b>Total Infractions:</b> <input type="text" value="4"/>
77	Andrej PETROVIC	T-Code by Amtog	1	Turn 1	6	11:34:18.752	
77	Andrej PETROVIC	T-Code by Amtog	2	Turn 1	9	11:41:11.902	
77	Andrej PETROVIC	T-Code by Amtog	3	Turn 5	10	11:43:25.092	
77	Andrej PETROVIC	T-Code by Amtog	4	Turn 1	10	11:42:59.509	
							<b>Total Infractions:</b> <input type="text" value="4"/>
78	Maria NETO	TC Racing	1	Turn 4	9	11:41:29.770	
78	Maria NETO	TC Racing	2	Turn 5	9	11:41:42.892	
78	Maria NETO	TC Racing	3	Turn 1	12	11:47:49.968	
							<b>Total Infractions:</b> <input type="text" value="3"/>
80	Sebastián FRIGOLET	DXR	1	Turn 5	2	11:06:45.382	
80	Sebastián FRIGOLET	DXR	2	Turn 5	6	11:34:54.611	
80	Sebastián FRIGOLET	DXR	3	Turn 5	10	11:43:36.570	
80	Sebastián FRIGOLET	DXR	4	Turn 1	16	11:54:05.371	
							<b>Total Infractions:</b> <input type="text" value="4"/>
81	Noah MONTEIRO	Griffin Core	1	Turn 1	9	11:41:09.567	
81	Noah MONTEIRO	Griffin Core	2	Turn 5	11	11:45:13.765	
81	Noah MONTEIRO	Griffin Core	3	Turn 1	15	11:51:53.507	
81	Noah MONTEIRO	Griffin Core	4	Turn 1	17	11:56:30.255	
							<b>Total Infractions:</b> <input type="text" value="4"/>
96	Andre RODRIGUEZ	GRS Team	1	Turn 4	2	11:06:29.956	
96	Andre RODRIGUEZ	GRS Team	2	Turn 8	2	11:07:01.016	
96	Andre RODRIGUEZ	GRS Team	3	Turn 5	2	11:06:45.382	
96	Andre RODRIGUEZ	GRS Team	4	Turn 1	10	11:44:54.960	
							<b>Total Infractions:</b> <input type="text" value="4"/>

TOTAL TRACK LIMITS: 104

**Track Limits Operator:**  
Daphne FERNÁNDEZ  
OD-1537-ESP-CAT



Published at: .....18:05.....

