

F4Spain

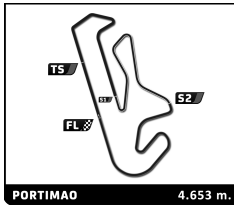
ROUND 2 - PORTIMAO

Race 2

Sector Analysis

Lap under Red Flag — Invalidated Lap ■ Personal Best ■ Session Best B Crossing the pit lane

Lap	Time	Sector 1	Sector 2	Sector 3	Kph	Elapsed	Lap	Time	Sector 1	Sector 2	Sector 3	Kph	Elapsed	
5	Daniel MOTA ESP							10	2:45.825	1:00.721	45.185	59.919	101.0	14:29:21.812
	TC Racing TATUUS T-421							11	1:48.878	34.837	34.658	39.383	153.8	14:31:10.690
	1	2:40.021	42.385	1:01.354	56.282	104.7	14:08:28.367	12	<u>1:48.537</u>	<u>34.341</u>	34.689	39.507	154.3	14:32:59.227
	2	2:36.313	59.225	35.031	1:02.057	107.2	14:11:04.680							
	3	1:51.205	35.719	35.600	39.886	150.6	14:12:55.885							
	4	1:50.226	34.443	35.785	39.998	152.0	14:14:46.111							
	5	1:50.825	35.112	34.978	40.735	151.1	14:16:36.936							
	6	1:57.553	35.066	38.337	44.150	142.5	14:18:34.489							
	7	2:41.848	59.795	42.450	59.603	103.5	14:21:16.337							
	8	2:45.569	1:09.088	40.439	56.042	101.2	14:24:01.906							
	9	2:39.490	1:02.193	42.016	55.281	105.0	14:26:41.396							
	10	2:44.369	1:01.374	43.584	59.411	101.9	14:29:25.765							
	11	1:48.647	34.478	34.673	39.496	154.2	14:31:14.412							
	12	1:49.027	34.917	34.672	39.438	153.6	14:33:03.439							
7	Felipe REIJS NLD							10	Luna FLUXÁ ESP					
	MP Motorsport TATUUS T-421							Campos Racing TATUUS T-421						
	1	2:29.892	40.936	42.518	1:06.438	111.8	14:08:18.238	1	2:20.345	38.433	38.438	1:03.474	119.4	14:08:08.691
	2	2:43.445	58.472	36.979	1:07.994	102.5	14:11:01.683	2	2:50.609	55.885	41.377	1:13.347	98.2	14:10:59.300
	3	1:57.936	42.901	35.598	39.437	142.0	14:12:59.619	3	<u>1:53.065</u>	<u>36.274</u>	<u>35.847</u>	40.944	148.2	14:12:52.365
	4	1:48.061	34.304	34.540	39.217	155.0	14:14:47.680	4	<u>1:52.234</u>	35.651	<u>35.273</u>	41.310	149.2	14:14:44.599
	5	1:49.440	34.495	34.740	40.205	153.1	14:16:37.120	5	2:01.179	B 35.286	35.942	49.951	138.2	14:16:45.778
	6	1:55.635	35.117	36.339	44.179	144.9	14:18:32.755	6	2:44.033	1:29.876	34.791	39.366	102.1	14:19:29.811
	7	2:42.000	1:00.100	42.134	59.766	103.4	14:21:14.755	7	1:51.036	35.790	34.902	40.344	150.9	14:21:20.847
	8	2:44.734	1:08.661	40.908	55.165	101.7	14:23:59.489	8	2:44.516	1:07.827	40.556	56.133	101.8	14:24:05.363
	9	2:40.250	1:03.402	41.555	55.293	104.5	14:26:39.739	9	2:40.044	1:01.999	41.764	56.281	104.7	14:26:45.407
	10	2:44.374	1:01.416	43.733	59.225	101.9	14:29:24.113	10	2:42.397	1:00.411	42.929	59.057	103.1	14:29:27.804
	11	1:49.264	35.062	34.640	39.562	153.3	14:31:13.377	11	1:48.845	34.708	34.602	39.535	153.9	14:31:16.649
	12	1:47.990	34.339	34.400	39.251	155.1	14:33:01.367	12	1:48.219	34.418	34.671	39.130	154.8	14:33:04.868
8	Jacob MICALLEF MLT							11	Rahim ALIBHAI USA					
	Campos Racing TATUUS T-421							Monlau Motorsport TATUUS T-421						
	1	2:18.257	37.897	37.299	1:03.061	121.2	14:08:06.603	1	2:27.101	40.395	40.884	1:05.822	113.9	14:08:15.447
	2	2:52.326	55.692	41.824	1:14.810	97.2	14:10:58.929	2	2:45.599	57.025	38.434	1:10.140	101.2	14:11:01.046
	3	1:50.271	35.418	34.834	40.019	151.9	14:12:49.200	3	<u>1:50.699</u>	35.347	<u>35.086</u>	40.266	151.3	14:12:51.745
	4	1:47.840	34.128	34.485	39.227	155.3	14:14:37.040	4	1:48.963	34.796	34.761	39.406	153.7	14:14:40.708
	5	1:48.519	34.598	34.839	39.082	154.4	14:16:25.559	5	1:47.963	34.307	34.586	39.070	155.2	14:16:28.671
	6	1:54.262	34.272	34.465	45.525	146.6	14:18:19.821	6	1:56.349	34.227	34.756	47.366	144.0	14:18:25.020
	7	2:42.695	1:00.709	45.159	56.827	103.0	14:21:02.516	7	2:42.915	1:00.878	43.705	58.332	102.8	14:21:07.935
	8	2:45.928	1:06.133	45.287	54.508	101.0	14:23:48.444	8	2:45.124	1:07.211	42.596	55.317	101.4	14:23:53.059
	9	2:39.953	1:00.825	45.293	53.835	104.7	14:26:28.397	9	2:40.610	1:02.663	43.664	54.283	104.3	14:26:33.669
	10	2:49.453	59.588	48.156	1:01.709	98.9	14:29:17.850	10	2:46.326	1:00.680	46.064	59.582	100.7	14:29:19.995
	11	1:48.265	34.552	34.588	39.125	154.7	14:31:06.115	11	1:49.316	34.983	34.738	39.595	153.2	14:31:09.311
	12	1:47.839	34.172	34.455	39.212	155.3	14:32:53.954	12	1:48.240	34.792	34.346	39.102	154.8	14:32:57.551
9	Jean Paul KARRAS GRC							12	Philippe Armand KARRAS GRC					
	G4 Racing TATUUS T-421							G4 Racing TATUUS T-421						
	1	2:29.058	40.991	41.925	1:06.142	112.4	14:08:17.404	1	2:26.185	40.100	40.448	1:05.637	114.6	14:08:14.531
	2	2:44.210	57.652	37.886	1:08.672	102.0	14:11:01.614	2	2:46.314	56.913	38.922	1:10.479	100.7	14:11:00.845
	3	1:51.215	35.399	35.553	40.263	150.6	14:12:52.829	3	1:51.195	35.699	35.381	40.115	150.6	14:12:52.040
	4	1:49.217	34.854	34.755	39.608	153.4	14:14:42.046	4	1:48.414	34.541	34.530	39.343	154.5	14:14:40.454
	5	1:48.622	34.737	34.634	39.251	154.2	14:16:30.668	5	1:47.793	34.350	34.397	39.046	155.4	14:16:28.247
	6	1:56.630	34.928	34.779	46.923	143.6	14:18:27.298	6	1:55.923	34.314	34.603	47.006	144.5	14:18:24.170
	7	2:43.429	1:01.057	43.447	58.925	102.5	14:21:10.727	7	2:42.869	1:01.074	43.813	57.982	102.8	14:21:07.039
	8	2:44.414	1:07.735	41.907	54.772	101.9	14:23:55.141	8	2:45.039	1:06.951	43.019	55.069	101.5	14:23:52.078
	9	2:40.846	1:02.691	43.087	55.068	104.1	14:26:35.987	9	2:40.870	1:02.633	43.936	54.301	104.1	14:26:32.948
								10	2:46.678	1:00.630	46.311	59.737	100.5	14:29:19.626
								11	1:48.633	34.684	34.602	39.347	154.2	14:31:08.259
								12	1:48.511	34.414	34.348	39.749	154.4	14:32:56.770
13	Rodrigo MARTÍNEZ MEX							13	Rodrigo MARTÍNEZ MEX					
	Tecnicar TATUUS T-421							Tecnicar TATUUS T-421						
	1	2:36.667	43.438	45.984	1:07.245	106.9	14:08:25.013	1	2:36.667	43.438	45.984	1:07.245	106.9	14:08:25.013
	2	2:39.519	1:00.366	35.358	1:03.795	105.0	14:11:04.532	2	2:39.519	1:00.366	35.358	1:03.795	105.0	14:11:04.532
	3	<u>1:52.344</u>	<u>36.083</u>	35.850	40.411	149.1	14:12:56.876	3	<u>1:52.344</u>	<u>36.083</u>	35.850	40.411	149.1	14:12:56.876
	4	1:50.613	34.771	35.232	40.610	151.4	14:14:47.489	4	1:50.613	34.771	35.232	40.610	151.4	14:14:47.489
	5	1:50.086	35.807	34.818	39.461	152.2	14:16:37.575	5	1:50.086	35.807	34.818	39.461	152.2	14:16:37.575
	6	<u>1:58.710</u>	<u>35.577</u>	38.619	44.514	141.1	14:18:36.285	6	<u>1:58.710</u>	<u>35.577</u>	38.619	44.514	141.1	14:18:36.285



F4Spain

ROUND 2 - PORTIMAO

Race 2

Sector Analysis

Lap under Red Flag — Invalidated Lap ■ Personal Best ■ Session Best B Crossing the pit lane

Lap	Time	Sector 1	Sector 2	Sector 3	Kph	Elapsed	Lap	Time	Sector 1	Sector 2	Sector 3	Kph	Elapsed
7	2:42.059	1:00.693	41.849	59.517	103.4	14:21:18.344	4	1:47.364	34.117	34.410	38.837	156.0	14:14:33.290
8	2:45.740	1:09.409	40.275	56.056	101.1	14:24:04.084	5	1:48.075	34.025	34.610	39.440	155.0	14:16:21.365
9	2:40.197	1:02.843	41.130	56.224	104.6	14:26:44.281	6	1:53.902	34.769	34.324	44.809	147.1	14:18:15.267
10	2:43.442	1:00.934	42.867	59.641	102.5	14:29:27.723	7	2:43.362	1:00.323	45.855	57.184	102.5	14:20:58.629
11	1:50.441	35.843	34.783	39.815	151.7	14:31:18.164	8	2:45.819	1:04.790	46.457	54.572	101.0	14:23:44.448
12	<u>1:49.058</u>	<u>34.634</u>	<u>34.629</u>	39.795	153.6	14:33:07.222	9	2:39.892	1:00.263	45.630	53.999	104.8	14:26:24.340

15 **Jensen BURNETT** CAN
KCL Motorsport TATUUS T-421

1	2:23.313	39.555	39.421	1:04.337	116.9	14:08:11.659
2	2:48.567	57.170	39.747	1:11.650	99.4	14:11:00.226
3	<u>1:49.692</u>	<u>35.335</u>	<u>34.852</u>	39.505	152.7	14:12:49.918
4	1:49.360	34.952	34.913	39.495	153.2	14:14:39.278
5	1:47.836	34.273	34.520	39.043	155.3	14:16:27.114
6	1:56.523	34.593	34.934	46.996	143.8	14:18:23.637
7	2:42.772	1:00.816	44.025	57.931	102.9	14:21:06.409
8	2:44.983	1:07.011	43.278	54.694	101.5	14:23:51.392
9	2:40.100	1:02.276	44.407	53.417	104.6	14:26:31.492
10	2:48.030	1:00.903	46.928	1:00.199	99.7	14:29:19.522
11	1:48.922	34.958	34.782	39.182	153.8	14:31:08.444
12	1:48.568	34.448	34.582	39.538	154.3	14:32:57.012

17 **Nacho TUÑÓN** ESP
T-Code by Amtog TATUUS T-421

1	2:19.739	38.056	38.441	1:03.242	119.9	14:08:08.085
2	2:51.143	55.858	41.307	1:13.978	97.9	14:10:59.228
3	<u>1:49.644</u>	35.599	<u>34.614</u>	39.431	152.8	14:12:48.872
4	1:47.994	34.067	34.270	39.657	155.1	14:14:36.866
5	<u>1:47.801</u>	34.547	<u>34.275</u>	38.979	155.4	14:16:24.667
6	1:53.933	34.710	34.572	44.651	147.0	14:18:18.600
7	2:42.931	1:00.751	45.310	56.870	102.8	14:21:01.531
8	2:45.794	1:05.875	45.443	54.476	101.0	14:23:47.325
9	2:40.208	1:00.810	45.104	54.294	104.6	14:26:27.533
10	2:49.235	59.484	47.829	1:01.922	99.0	14:29:16.768
11	1:47.824	34.471	34.427	38.926	155.4	14:31:04.592
12	1:48.851	34.444	34.710	39.697	153.9	14:32:53.443

18 **Zoe FLORESCU** ROU
Tecnicar TATUUS T-421

1	2:27.793	40.582	41.186	1:06.025	113.3	14:08:16.139
2	2:45.013	57.110	38.106	1:09.797	101.5	14:11:01.152
3	<u>1:51.275</u>	<u>35.587</u>	35.572	40.116	150.5	14:12:52.427
4	1:49.109	34.801	34.699	39.609	153.5	14:14:41.536
5	<u>1:51.033</u>	<u>36.958</u>	34.563	39.512	150.9	14:16:32.569
6	1:55.566	35.072	34.763	45.731	144.9	14:18:28.135
7	2:44.019	1:01.141	43.320	59.558	102.1	14:21:12.154
8	2:44.358	1:07.551	41.906	54.901	101.9	14:23:56.512
9	2:40.570	1:02.607	42.524	55.439	104.3	14:26:37.082
10	2:45.240	1:00.724	44.850	59.666	101.4	14:29:22.322
11	1:49.070	34.965	34.710	39.395	153.6	14:31:11.392
12	<u>1:48.113</u>	<u>34.263</u>	34.367	39.483	154.9	14:32:59.505

21 **Borys LYZEN** POL
KCL Motorsport TATUUS T-421

1	2:15.048	36.276	35.460	1:03.312	124.0	14:08:03.394
2	2:54.261	54.528	42.817	1:16.916	96.1	14:10:57.655
3	<u>1:48.271</u>	<u>34.768</u>	34.448	39.055	154.7	14:12:45.926

22 **Vivek KANTHAN** USA
Griffin Core TATUUS T-421

1	2:19.044	37.737	38.084	1:03.223	120.5	14:08:07.390
2	2:51.604	55.480	41.787	1:14.337	97.6	14:10:58.994
3	1:51.387	37.128	34.899	39.360	150.4	14:12:50.381
4	<u>1:48.658</u>	34.616	<u>34.695</u>	39.347	154.2	14:14:39.039
5	1:47.876	34.068	34.312	39.496	155.3	14:16:26.915
6	1:56.177	34.482	34.915	46.780	144.2	14:18:23.092
7	2:42.549	1:00.358	44.428	57.763	103.1	14:21:05.641
8	2:45.069	1:06.842	43.567	54.660	101.5	14:23:50.710
9	2:40.259	1:01.888	44.923	53.448	104.5	14:26:30.969
10	2:48.156	1:00.581	47.148	1:00.427	99.6	14:29:19.125
11	1:48.309	34.190	34.857	39.262	154.7	14:31:07.434
12	1:48.211	34.039	34.528	39.644	154.8	14:32:55.645

23 **Rocco CORONEL** NLD
MP Motorsport TATUUS T-421

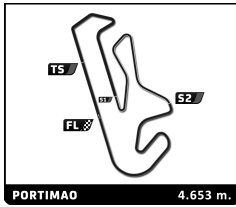
1	2:17.834	37.417	37.320	1:03.097	121.5	14:08:06.180
2	2:52.683	55.645	41.727	1:15.311	97.0	14:10:58.863
3	<u>1:48.810</u>	<u>35.188</u>	34.716	38.906	153.9	14:12:47.673
4	1:48.855	34.675	34.632	39.548	153.9	14:14:36.528
5	1:47.741	34.546	34.269	38.926	155.5	14:16:24.269
6	1:53.758	34.901	34.742	44.115	147.2	14:18:18.027
7	2:42.830	1:00.719	45.323	56.788	102.9	14:21:00.857
8	2:46.084	1:05.882	45.586	54.616	100.9	14:23:46.941
9	2:40.210	1:00.648	45.201	54.361	104.6	14:26:27.151
10	2:49.037	59.052	48.179	1:01.806	99.1	14:29:16.188
11	1:48.000	34.597	34.610	38.793	155.1	14:31:04.188
12	1:49.216	34.691	34.880	39.645	153.4	14:32:53.404

24 **Beau LOWETTE** BEL
TC Racing TATUUS T-421

1	2:31.978	41.468	44.177	1:06.333	110.2	14:08:20.324
2	2:42.129	59.184	36.677	1:06.268	103.3	14:11:02.453
3	1:50.884	36.076	35.209	39.599	151.1	14:12:53.337
4	<u>1:50.647</u>	35.246	<u>35.307</u>	40.094	151.4	14:14:43.984
5	1:48.710	34.885	34.681	39.144	154.1	14:16:32.694

25 **Aleix PIÑERA** ESP
Tecnicar TATUUS T-421

1	2:28.166	40.346	41.920	1:05.900	113.1	14:08:16.512
2	2:44.803	57.458	37.949	1:09.396	101.6	14:11:01.315
3	1:51.773	35.583	35.786	40.404	149.9	14:12:53.088
4	1:49.021	35.020	34.860	39.141	153.6	14:14:42.109
5	1:48.787	34.758	34.816	39.213	154.0	14:16:30.896
6	1:55.598	34.108	34.515	46.975	144.9	14:18:26.494
7	2:42.617	1:00.891	43.595	58.131	103.0	14:21:09.111

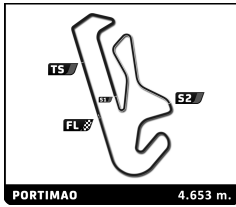


F4Spain ROUND 2 - PORTIMAO Race 2

Sector Analysis

Lap under Red Flag — Invalidated Lap ■ Personal Best ■ Session Best ■ Crossing the pit lane

Lap	Time	Sector 1	Sector 2	Sector 3	Kph	Elapsed	Lap	Time	Sector 1	Sector 2	Sector 3	Kph	Elapsed
8	2:45.077	1:08.377	41.974	54.726	101.5	14:23:54.188	11	1:47.972	34.337	34.675	38.960	155.1	14:31:04.973
9	2:40.974	1:03.101	42.985	54.888	104.1	14:26:35.162	12	1:48.608	34.366	34.649	39.593	154.2	14:32:53.581
10	2:45.782	1:00.746	45.539	59.497	101.0	14:29:20.944	38 Daniel KELLEHER IRL						
11	1:48.400	34.297	34.703	39.400	154.5	14:31:09.344	Campos Racing TATUUS T-421						
12	1:47.943	34.401	34.251	39.291	155.2	14:32:57.287	1	2:21.087	37.941	39.448	1:03.698	118.7	14:08:09.433
27 Yuzuki SATO JPN							2	2:50.336	56.000	41.081	1:13.255	98.3	14:10:59.769
Monlau Motorsport TATUUS T-421							3	1:49.853	35.137	34.840	39.876	152.5	14:12:49.622
1	2:30.687	41.157	43.142	1:06.388	111.2	14:08:19.033	4	1:47.796	34.460	34.207	39.129	155.4	14:14:37.418
2	2:42.786	58.613	37.254	1:06.919	102.9	14:11:01.819	5	1:48.771	34.606	34.676	39.489	154.0	14:16:26.189
3	1:52.220	37.119	35.419	39.682	149.3	14:12:54.039	6	1:54.715	34.187	34.414	46.114	146.0	14:18:20.904
4	1:50.455	34.836	36.274	39.345	151.7	14:14:44.494	7	2:42.742	1:00.646	44.883	57.213	102.9	14:21:03.646
5	1:48.438	34.706	34.650	39.082	154.5	14:16:32.932	8	2:45.390	1:06.057	44.836	54.497	101.3	14:23:49.036
6	1:56.914	36.927	35.079	44.908	143.3	14:18:29.846	9	2:40.332	1:01.329	45.395	53.608	104.5	14:26:29.368
28 Max RADECK PRT							10	2:48.709	59.961	47.456	1:01.292	99.3	14:29:18.077
DXR TATUUS T-421							11	1:48.670	34.539	34.981	39.150	154.1	14:31:06.747
1	2:22.694	39.380	39.232	1:04.082	117.4	14:08:11.040	12	1:47.511	34.107	34.338	39.066	155.8	14:32:54.258
2	2:49.076	56.709	40.230	1:12.137	99.1	14:11:00.116	39 Louis COCHET NLD						
3	1:52.184	36.057	35.305	40.822	149.3	14:12:52.300	KCL Motorsport TATUUS T-421						
4	1:49.084	34.608	34.583	39.893	153.6	14:14:41.384	1	2:30.982	41.403	43.385	1:06.194	110.9	14:08:19.328
5	1:48.145	34.536	34.264	39.345	154.9	14:16:29.529	2	2:42.597	58.940	37.099	1:06.558	103.0	14:11:01.925
6	1:56.647	34.156	34.811	47.680	143.6	14:18:26.176	3	1:51.223	36.475	35.068	39.680	150.6	14:12:53.148
7	2:42.509	1:00.647	43.746	58.116	103.1	14:21:08.685	4	1:50.423	35.134	35.472	39.817	151.7	14:14:43.571
8	2:45.246	1:08.276	41.950	55.020	101.4	14:23:53.931	5	1:48.904	34.271	34.610	40.023	153.8	14:16:32.475
9	2:40.894	1:02.465	43.509	54.920	104.1	14:26:34.825	6	1:55.385	34.809	34.621	45.955	145.2	14:18:27.860
10	2:45.638	1:00.397	45.776	59.465	101.1	14:29:20.463	7	2:43.265	1:00.985	43.285	58.995	102.6	14:21:11.125
11	1:49.427	34.700	35.152	39.575	153.1	14:31:09.890	8	2:44.566	1:07.823	42.022	54.721	101.8	14:23:55.691
12	1:49.085	34.499	34.603	39.983	153.6	14:32:58.975	9	2:40.660	1:02.618	42.877	55.165	104.3	14:26:36.351
32 Simón BULBARELLA ARG							10	2:45.544	1:00.823	45.096	59.625	101.2	14:29:21.895
Drivex TATUUS T-421							11	1:48.354	34.273	34.581	39.500	154.6	14:31:10.249
1	2:25.168	39.802	40.196	1:05.170	115.4	14:08:13.514	12	1:48.895	34.271	34.832	39.792	153.8	14:32:59.144
2	2:47.154	57.148	39.143	1:10.863	100.2	14:11:00.668	40 Kasper SCHORMANS NLD						
3	1:52.369	35.623	35.741	41.005	149.1	14:12:53.037	MP Motorsport TATUUS T-421						
4	1:50.152	35.078	35.388	39.686	152.1	14:14:43.189	1	2:15.949	36.754	36.250	1:02.945	123.2	14:08:04.295
5	1:49.314	34.492	34.604	40.218	153.2	14:16:32.503	2	2:53.989	54.965	42.353	1:16.671	96.3	14:10:58.284
6	1:57.813	37.876	35.328	44.609	142.2	14:18:30.316	3	1:48.581	35.114	34.637	38.830	154.3	14:12:46.865
7	2:43.190	1:00.491	43.025	59.674	102.6	14:21:13.506	4	1:48.310	34.688	34.493	39.129	154.7	14:14:35.175
8	2:44.503	1:08.220	41.159	55.124	101.8	14:23:58.009	5	1:47.552	34.356	34.266	38.930	155.7	14:16:22.727
9	2:40.452	1:02.996	41.758	55.698	104.4	14:26:38.461	6	1:54.455	34.164	34.479	45.812	146.4	14:18:17.182
10	2:44.795	1:00.758	44.603	59.434	101.6	14:29:23.256	7	2:42.837	1:00.009	45.653	57.175	102.9	14:21:00.019
11	1:48.934	34.537	34.893	39.504	153.8	14:31:12.190	8	2:45.729	1:05.258	46.033	54.438	101.1	14:23:45.748
12	1:48.532	34.403	34.589	39.540	154.3	14:33:00.722	9	2:39.850	1:00.453	45.335	54.062	104.8	14:26:25.598
37 Ty FISHER CAN							10	2:50.169	59.513	48.047	1:02.609	98.4	14:29:15.767
Griffin Core TATUUS T-421							11	1:47.525	34.428	34.307	38.790	155.8	14:31:03.292
1	2:17.176	36.935	37.108	1:03.133	122.1	14:08:05.522	12	1:47.395	34.021	34.385	38.989	156.0	14:32:50.687
2	2:52.986	55.229	41.992	1:15.765	96.8	14:10:58.508	44 Elliot KACZYNSKI SWE						
3	1:49.068	35.055	34.796	39.217	153.6	14:12:47.576	Drivex TATUUS T-421						
4	1:48.965	34.957	34.539	39.469	153.7	14:14:36.541	1	2:21.691	39.163	38.659	1:03.869	118.2	14:08:10.037
5	1:48.520	34.971	34.521	39.028	154.4	14:16:25.061	2	2:49.941	56.320	40.959	1:12.662	98.6	14:10:59.978
6	1:54.282	34.334	34.718	45.230	146.6	14:18:19.343	3	1:49.824	35.197	34.854	39.773	152.5	14:12:49.802
7	2:42.517	1:00.643	45.170	56.704	103.1	14:21:01.860	4	1:48.344	34.522	34.568	39.254	154.6	14:14:38.146
8	2:45.877	1:06.161	45.273	54.443	101.0	14:23:47.737	5	1:48.429	34.084	34.642	39.703	154.5	14:16:26.575
9	2:40.191	1:00.899	45.254	54.038	104.6	14:26:27.928	6	1:55.559	34.497	34.937	46.125	145.0	14:18:22.134
10	2:49.073	59.633	47.998	1:01.442	99.1	14:29:17.001	7	2:42.495	1:00.524	44.792	57.179	103.1	14:21:04.629



F4Spain

ROUND 2 - PORTIMAO

Race 2

Sector Analysis

Lap under Red Flag — Invalidated Lap ■ Personal Best ■ Session Best B Crossing the pit lane

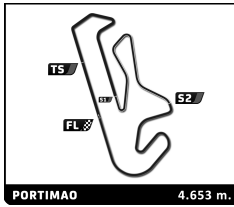
Lap	Time	Sector 1	Sector 2	Sector 3	Kph	Elapsed	Lap	Time	Sector 1	Sector 2	Sector 3	Kph	Elapsed
8	2:45.535	1:07.158	43.944	54.433	101.2	14:23:50.164	11	1:47.261	34.205	34.092	38.964	156.2	14:31:02.547
9	2:40.437	1:01.464	45.450	53.523	104.4	14:26:30.601	12	1:47.964	34.148	34.115	39.701	155.2	14:32:50.511

46 Nathan TYE							78 Maria NETO						
GBR							PRT						
Drivex							TC Racing						
TATUUS T-421							TATUUS T-421						
1	2:15.418	36.651	35.836	1:02.931	123.7	14:08:03.764	1	2:33.946	41.617	45.802	1:06.527	108.8	14:08:22.292
2	2:54.142	54.837	42.549	1:16.756	96.2	14:10:57.906	2	2:40.690	1:00.223	35.592	1:04.875	104.2	14:11:02.982
3	1:48.656	34.785	34.650	39.221	154.2	14:12:46.562	3	1:51.648	36.221	35.502	39.925	150.0	14:12:54.630
4	1:49.049	34.959	35.072	39.018	153.6	14:14:35.611	4	1:51.105	34.849	36.014	40.242	150.8	14:14:45.735
5	1:47.795	34.286	34.538	38.971	155.4	14:16:23.406	5	1:49.829	34.959	35.186	39.684	152.5	14:16:35.564
6	1:54.304	34.129	34.440	45.735	146.5	14:18:17.710	6	1:55.716	35.955	35.310	44.451	144.8	14:18:31.280
7	2:42.703	1:00.183	45.459	57.061	103.0	14:21:00.413	7	2:42.790	1:00.296	42.591	59.903	102.9	14:21:14.070
8	2:45.753	1:05.624	45.761	54.368	101.1	14:23:46.166	8	2:44.335	1:08.334	40.861	55.140	101.9	14:23:58.405
9	2:39.809	1:00.672	45.209	53.928	104.8	14:26:25.975	9	2:40.446	1:03.204	41.622	55.620	104.4	14:26:38.851
10	2:50.039	59.594	48.200	1:02.245	98.5	14:29:16.014	10	2:45.164	1:00.960	44.423	59.781	101.4	14:29:24.015
11	1:48.084	34.576	34.494	39.014	155.0	14:31:04.098	11	1:49.863	35.091	35.118	39.654	152.5	14:31:13.878
12	1:47.972	34.501	34.458	39.013	155.1	14:32:52.070	12	1:48.271	34.374	34.350	39.547	154.7	14:33:02.149

73 Fausto ARNAUDO							80 Sebastián FRIGOLET						
ARG							MEX						
Monlau Motorsport							DXR						
TATUUS T-421							TATUUS T-421						
1	2:33.198	42.193	44.385	1:06.620	109.3	14:08:21.544	1	2:34.892	41.992	46.003	1:06.897	108.1	14:08:23.238
2	2:41.347	59.944	35.986	1:05.417	103.8	14:11:02.891	2	2:40.129	1:00.242	35.454	1:04.433	104.6	14:11:03.367
3	1:51.491	36.030	35.338	40.123	150.2	14:12:54.382	3	1:51.527	35.779	35.932	39.816	150.2	14:12:54.894
4	1:50.350	34.951	35.941	39.458	151.8	14:14:44.732	4	1:51.431	34.871	36.463	40.097	150.3	14:14:46.325
5	1:48.949	34.591	34.961	39.397	153.7	14:16:33.681	5	1:50.747	35.066	35.065	40.616	151.3	14:16:37.072
6	1:54.880	34.537	34.833	45.510	145.8	14:18:28.561	6	1:58.211	35.771	37.981	44.459	141.7	14:18:35.283
7	2:44.299	1:01.419	43.178	59.702	102.0	14:21:12.860	7	2:41.757	59.946	41.987	59.824	103.6	14:21:17.040
8	2:44.237	1:08.175	41.203	54.859	102.0	14:23:57.097	8	2:45.564	1:09.167	40.161	56.236	101.2	14:24:02.604
9	2:40.530	1:02.957	42.000	55.573	104.3	14:26:37.627	9	2:39.866	1:02.858	41.042	55.966	104.8	14:26:42.470
10	2:44.829	1:00.804	44.647	59.378	101.6	14:29:22.456	10	2:43.820	1:01.099	43.318	59.403	102.3	14:29:26.290
11	1:49.219	34.679	35.174	39.366	153.4	14:31:11.675	11	1:48.514	34.592	34.623	39.299	154.4	14:31:14.804
12	1:48.149	34.295	34.571	39.283	154.9	14:32:59.824	12	1:48.791	34.797	34.823	39.171	154.0	14:33:03.595

74 Pablo RICCOBONO							81 Noah MONTEIRO						
ESP							PRT						
GRS Team							Griffin Core						
TATUUS T-421							TATUUS T-421						
1	2:32.483	41.636	44.443	1:06.404	109.9	14:08:20.829	1	2:14.415	35.979	34.996	1:03.440	124.6	14:08:02.761
2	2:41.866	59.854	36.346	1:05.666	103.5	14:11:02.695	2	2:54.538	54.382	43.012	1:17.144	96.0	14:10:57.299
3	1:50.944	35.902	35.353	39.689	151.0	14:12:53.639	3	1:48.236	34.685	34.373	39.178	154.8	14:12:45.535
4	1:50.511	34.917	36.136	39.458	151.6	14:14:44.150	4	1:47.496	34.258	34.257	38.981	155.8	14:14:33.031
5	1:49.842	35.116	35.129	39.597	152.5	14:16:33.992	5	1:48.531	34.212	34.737	39.582	154.3	14:16:21.562
6	1:55.273	34.583	35.196	45.494	145.3	14:18:29.265	6	1:54.045	34.648	34.562	44.835	146.9	14:18:15.607

77 Andrej PETROVIC							83 Alfons MIETTINEN						
SRB							FIN						
T-Code by Amtog							GRS Team						
TATUUS T-421							TATUUS T-421						
1	2:16.686	36.998	36.628	1:03.060	122.5	14:08:05.032	1	2:35.780	42.859	45.845	1:07.076	107.5	14:08:24.126
2	2:53.322	54.970	42.238	1:16.114	96.6	14:10:58.354	2	2:39.910	1:00.288	35.612	1:04.010	104.8	14:11:04.036
3	1:48.444	34.536	34.701	39.207	154.5	14:12:46.798	3	1:52.353	35.609	36.455	40.289	149.1	14:12:56.389
4	1:48.169	34.570	34.377	39.222	154.9	14:14:34.967	4	1:50.560	34.685	35.302	40.573	151.5	14:14:46.949
5	1:47.385	34.353	34.194	38.838	156.0	14:16:22.352	5	1:50.541	34.573	35.387	40.581	151.5	14:16:37.490
6	1:54.543	34.230	34.403	45.910	146.2	14:18:16.895	6	1:58.259	35.498	38.205	44.556	141.6	14:18:35.749
7	2:42.772	59.832	45.694	57.246	102.9	14:20:59.667	7	2:41.867	1:00.349	41.896	59.622	103.5	14:21:17.616
8	2:45.617	1:05.272	45.861	54.484	101.1	14:23:45.284							
9	2:39.949	1:00.389	45.440	54.120	104.7	14:26:25.233							
10	2:50.053	59.432	47.900	1:02.721	98.5	14:29:15.286							



F4Spain ROUND 2 - PORTIMAO Race 2

Sector Analysis

Lap under Red Flag _ Invalidated Lap ■ Personal Best ■ Session Best B Crossing the pit lane

Lap	Time	Sector 1	Sector 2	Sector 3	Kph	Elapsed	Lap	Time	Sector 1	Sector 2	Sector 3	Kph	Elapsed
8	2:45.824	1:09.535	40.259	56.030	101.0	14:24:03.440							
9	2:40.100	1:02.604	41.463	56.033	104.6	14:26:43.540							
10	2:43.463	1:00.986	42.962	59.515	102.5	14:29:27.003							
11	1:50.293	34.933	34.835	40.525	151.9	14:31:17.296							
12	1:48.993	34.603	34.867	39.523	153.7	14:33:06.289							

88 Miki BLASCOS		ESP											
Monlau Motorsport		TATUUS T-421											
1	2:24.120	39.501	39.966	1:04.653	116.2	14:08:12.466							
2	2:48.059	57.345	39.265	1:11.449	99.7	14:11:00.525							
3	1:49.498	35.260	34.824	39.414	153.0	14:12:50.023							
4	1:48.377	34.622	34.536	39.219	154.6	14:14:38.400							
5	1:48.208	34.165	34.378	39.665	154.8	14:16:26.608							
6	1:54.884	34.557	34.820	45.507	145.8	14:18:21.492							
7	2:42.679	1:00.696	44.826	57.157	103.0	14:21:04.171							
8	2:45.534	1:06.596	44.226	54.712	101.2	14:23:49.705							
9	2:40.263	1:01.210	45.517	53.536	104.5	14:26:29.968							
10	2:48.445	59.913	47.518	1:01.014	99.4	14:29:18.413							
11	1:49.565	34.568	35.543	39.454	152.9	14:31:07.978							
12	1:48.582	34.095	34.200	40.287	154.3	14:32:56.560							

96 Andre RODRIGUEZ		USA											
GRS Team		TATUUS T-421											
1	2:37.455	43.339	47.315	1:06.801	106.4	14:08:25.801							
2	2:38.807	1:00.672	35.325	1:02.810	105.5	14:11:04.608							
3	1:50.808	35.081	35.996	39.731	151.2	14:12:55.416							
4	1:50.522	34.571	35.909	40.042	151.6	14:14:45.938							
5	1:49.058	34.699	34.810	39.549	153.6	14:16:34.996							
6	1:58.682	36.007	38.331	44.344	141.1	14:18:33.678							
7	2:41.929	59.929	42.193	59.807	103.4	14:21:15.607							
8	2:44.646	1:08.789	40.652	55.205	101.7	14:24:00.253							
9	2:40.203	1:03.287	41.435	55.481	104.6	14:26:40.456							
10	2:44.473	1:01.510	43.659	59.304	101.8	14:29:24.929							
11	1:49.361	34.537	35.073	39.751	153.2	14:31:14.290							
12	1:48.708	34.762	34.627	39.319	154.1	14:33:02.998							