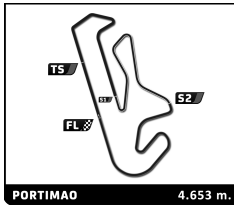


F4Spain ROUND 2 - PORTIMAO Qualifying 2

Sector Analysis

Lap under Red Flag — Invalidated Lap ■ Personal Best ■ Session Best B Crossing the pit lane

Lap	Time	Sector 1	Sector 2	Sector 3	Kph	Elapsed	Lap	Time	Sector 1	Sector 2	Sector 3	Kph	Elapsed
5 Daniel MOTA ESP TC Racing TATUUS T-421							4	1:46.729	34.101	34.235	38.393	156.9	09:09:27.105
1	4:43.485	3:19.547	41.455	42.483	59.1	09:04:43.485	5	1:46.247	33.867	34.068	38.312	157.7	09:11:13.352
2	1:54.435	39.237	35.941	39.257	146.4	09:06:37.920	6	1:46.070	33.923	33.954	38.193	157.9	09:12:59.422
3	1:50.901	34.297	36.470	40.134	151.0	09:08:28.821	7	1:45.915	33.723	33.940	38.252	158.2	09:14:45.337
4	1:46.931	34.037	34.225	38.669	156.7	09:10:15.752	8	2:05.927 B	36.750	37.456	51.721	133.0	09:16:51.264
5	1:46.415	33.874	33.984	38.557	157.4	09:12:02.167	9	7:45.405	6:32.544	34.424	38.437	36.0	09:24:36.669
6	1:53.999	34.668	34.326	45.005	146.9	09:13:56.166	10	1:46.215	33.992	33.919	38.304	157.7	09:26:22.884
7	2:06.373 B	33.966	35.418	56.989	132.6	09:16:02.539	11	1:46.042	33.709	33.949	38.384	158.0	09:28:08.926
8	8:50.958	7:37.662	34.389	38.907	31.5	09:24:53.497							
9	1:46.807	33.914	34.074	38.819	156.8	09:26:40.304							
10	1:46.373	33.766	33.968	38.639	157.5	09:28:26.677							
7 Felipe REIJS NLD MP Motorsport TATUUS T-421													
1	7:07.783	5:49.533	38.025	40.225	39.2	09:07:07.783							
2	1:50.656	35.433	35.889	39.334	151.4	09:08:58.439							
3	1:50.140	35.213	36.338	38.589	152.1	09:10:48.579							
4	1:46.044	33.771	34.019	38.254	158.0	09:12:34.623							
5	1:46.002	33.651	33.921	38.430	158.0	09:14:20.625							
6	2:07.269 B	34.604	37.685	54.980	131.6	09:16:27.894							
7	7:53.749	6:35.315	36.954	41.480	35.4	09:24:21.643							
8	1:46.305	33.790	34.127	38.388	157.6	09:26:07.948							
9	1:45.920	33.698	33.898	38.324	158.1	09:27:53.868							
8 Jacob MICALLEF MLT Campos Racing TATUUS T-421													
1	5:00.460	3:43.308	36.581	40.571	55.8	09:05:00.460							
2	1:49.424	35.484	34.637	39.303	153.1	09:06:49.884							
3	1:46.444	33.893	34.059	38.492	157.4	09:08:36.328							
4	1:45.967	33.599	34.009	38.359	158.1	09:10:22.295							
5	1:45.952	33.818	33.824	38.310	158.1	09:12:08.247							
6	1:46.270	33.531	33.860	38.879	157.6	09:13:54.517							
7	2:04.533 B	33.615	35.199	55.719	134.5	09:15:59.050							
8	9:23.409	8:09.552	34.630	39.227	29.7	09:25:22.459							
9	1:45.680	33.530	33.853	38.297	158.5	09:27:08.139							
10	1:45.548	33.552	33.669	38.327	158.7	09:28:53.687							
9 Jean Paul KARRAS GRC G4 Racing TATUUS T-421													
1	5:03.619	3:46.226	37.079	40.314	55.2	09:05:03.619							
2	1:50.240	36.163	35.117	38.960	151.9	09:06:53.859							
3	1:46.813	34.032	34.285	38.496	156.8	09:08:40.672							
4	1:46.574	33.928	34.126	38.520	157.2	09:10:27.246							
5	1:46.309	33.831	33.942	38.536	157.6	09:12:13.555							
6	1:46.306	33.705	34.019	38.582	157.6	09:13:59.861							
7	2:09.362 B	33.710	37.850	57.802	129.5	09:16:09.223							
8	8:17.860	7:03.624	34.669	39.567	33.6	09:24:27.083							
9	1:46.686	33.956	34.062	38.668	157.0	09:26:13.769							
10	1:46.166	33.703	33.937	38.526	157.8	09:27:59.935							
10 Luna FLUXÁ ESP Campos Racing TATUUS T-421													
1	3:51.583	2:31.001	37.670	42.912	72.3	09:03:51.583							
2	1:57.085	36.841	38.030	42.214	143.1	09:05:48.668							
3	1:51.708	36.199	36.075	39.434	150.0	09:07:40.376							
11 Rahim ALIBHAI USA Monlau Motorsport TATUUS T-421							4	1:46.729	34.101	34.235	38.393	156.9	09:09:27.105
1	3:52.098	2:29.708	39.183	43.207	72.2	09:03:52.098	5	1:46.247	33.867	34.068	38.312	157.7	09:11:13.352
2	1:57.090	36.875	38.087	42.128	143.1	09:05:49.188	6	1:46.070	33.923	33.954	38.193	157.9	09:12:59.422
3	1:51.762	36.256	36.029	39.477	149.9	09:07:40.950	7	1:45.915	33.723	33.940	38.252	158.2	09:14:45.337
4	1:47.255	34.213	34.436	38.606	156.2	09:09:28.205	8	2:05.927 B	36.750	37.456	51.721	133.0	09:16:51.264
5	1:46.715	33.917	34.211	38.587	157.0	09:11:14.920	9	7:45.405	6:32.544	34.424	38.437	36.0	09:24:36.669
6	1:46.553	33.914	34.113	38.526	157.2	09:13:01.473	10	1:46.215	33.992	33.919	38.304	157.7	09:26:22.884
7	1:46.346	33.834	34.032	38.480	157.5	09:14:47.819	11	1:46.042	33.709	33.949	38.384	158.0	09:28:08.926
8	2:08.023 B	37.631	38.756	51.636	130.8	09:16:55.842							
9	7:44.059	6:29.931	35.176	38.952	36.1	09:24:39.901							
10	1:46.872	33.926	34.273	38.673	156.7	09:26:26.773							
11	1:46.783	33.871	34.206	38.706	156.9	09:28:13.556							
12 Philippe Armand KARRAS GRC G4 Racing TATUUS T-421							4	1:46.729	34.101	34.235	38.393	156.9	09:09:27.105
1	5:03.046	3:45.040	37.551	40.455	55.3	09:05:03.046	5	1:46.247	33.867	34.068	38.312	157.7	09:11:13.352
2	1:50.345	36.114	35.263	38.968	151.8	09:06:53.391	6	1:46.070	33.923	33.954	38.193	157.9	09:12:59.422
3	1:46.510	33.991	34.079	38.440	157.3	09:08:39.901	7	1:45.915	33.723	33.940	38.252	158.2	09:14:45.337
4	1:46.348	33.943	33.939	38.466	157.5	09:10:26.249	8	2:05.927 B	36.750	37.456	51.721	133.0	09:16:51.264
5	1:46.264	33.767	34.001	38.496	157.6	09:12:12.513	9	7:45.405	6:32.544	34.424	38.437	36.0	09:24:36.669
6	1:46.442	33.779	33.887	38.776	157.4	09:13:58.955	10	1:46.215	33.992	33.919	38.304	157.7	09:26:22.884
7	2:08.049 B	33.790	38.009	56.250	130.8	09:16:07.004	11	1:46.042	33.709	33.949	38.384	158.0	09:28:08.926
8	8:19.281	7:05.107	34.847	39.327	33.5	09:24:26.285							
9	1:46.363	33.753	34.090	38.520	157.5	09:26:12.648							
10	2:00.899 B	33.877	36.272	50.750	138.6	09:28:13.547							
13 Rodrigo MARTÍNEZ MEX Tecnicar TATUUS T-421							4	1:46.729	34.101	34.235	38.393	156.9	09:09:27.105
1	2:32.224	1:04.819	42.577	44.828	110.0	09:02:32.224	5	1:46.247	33.867	34.068	38.312	157.7	09:11:13.352
2	1:58.889	39.524	37.689	41.676	140.9	09:04:31.113	6	1:46.070	33.923	33.954	38.193	157.9	09:12:59.422
3	1:50.591	35.601	35.318	39.672	151.5	09:06:21.704	7	1:45.915	33.723	33.940	38.252	158.2	09:14:45.337
4	1:48.964	34.816	34.811	39.337	153.7	09:08:10.668	8	2:05.927 B	36.750	37.456	51.721	133.0	09:16:51.264
5	1:48.609	34.442	34.684	39.483	154.2	09:09:59.277	9	7:45.405	6:32.544	34.424	38.437	36.0	09:24:36.669
6	1:48.237	34.634	34.509	39.094	154.8	09:11:47.514	10	1:46.215	33.992	33.919	38.304	157.7	09:26:22.884
7	1:48.262	34.383	34.383	39.496	154.7	09:13:35.776	11	1:46.042	33.709	33.949	38.384	158.0	09:28:08.926
8	1:58.258 B	34.680	34.710	48.868	141.6	09:15:34.034							
9	8:56.107	7:39.808	36.528	39.771	31.2	09:24:30.141							
10	1:48.748	35.100	34.548	39.100	154.0	09:26:18.889							
11	1:48.040	34.532	34.298	39.210	155.0	09:28:06.929							
15 Jensen BURNETT CAN KCL Motorsport TATUUS T-421							4	1:46.729	34.101	34.235	38.393	156.9	09:09:27.105
1	7:06.887	5:48.925	37.359	40.603	39.2	09:07:06.887	5	1:46.247	33.867	34.068	38.312	157.7	09:11:13.352
2	1:51.059	36.018	35.602	39.439	150.8	09:08:57.946	6	1:46.070	33.923	33.954	38.193	157.9	09:12:59.422
3	1:48.075	34.342	34.299	39.434	155.0	09:10:46.021	7	1:45.915	33.723	33.940	38.252	158.2	09:14:45.337
4	1:46.147	33.759	33.946	38.442	157.8	09:12:32.168	8	2:05.927 B	36.750	37.456	51.721	133.0	09:16:51.264
5	1:47.547	33.680	33.861	40.006	155.8	09:14:19.715	9	7:45.405	6:32.544	34.424	38.437	36.0	09:24:36.669



F4Spain

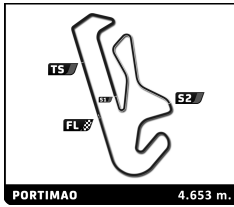
ROUND 2 - PORTIMAO

Qualifying 2

Sector Analysis

Lap under Red Flag _ Invalidated Lap ■ Personal Best ■ Session Best ■ Crossing the pit lane

Lap	Time	Sector 1	Sector 2	Sector 3	Kph	Elapsed	Lap	Time	Sector 1	Sector 2	Sector 3	Kph	Elapsed	
6	2:04.560 B	33.818	36.339	54.403	134.5	09:16:24.275	2	1:51.910	36.324	36.014	39.572	149.7	09:08:57.245	
7	7:56.850	6:39.568	35.724	41.558	35.1	09:24:21.125	3	1:46.055	33.699	33.979	38.377	157.9	09:10:43.300	
8	1:45.988	33.743	34.028	38.217	158.0	09:26:07.113	4	1:45.671	33.563	33.914	38.194	158.5	09:12:28.971	
9	1:45.788	33.646	33.885	38.257	158.3	09:27:52.901	5	1:45.520	33.436	33.920	38.164	158.7	09:14:14.491	
17	Nacho TUÑÓN							6	2:07.250 B	34.030	37.624	55.596	131.6	09:16:21.741
	T-Code by Amtog							7	7:58.398	6:42.197	35.348	40.853	35.0	09:24:20.139
								8	1:45.878	33.645	33.943	38.290	158.2	09:26:06.017
								9	1:45.732	33.583	33.839	38.310	158.4	09:27:51.749
1	7:01.047	5:41.255	37.983	41.809	39.8	09:07:01.047	24	Beau LOWETTE						
2	1:51.150	36.576	35.500	39.074	150.7	09:08:52.197		TC Racing						
3	1:47.384	34.211	34.706	38.467	156.0	09:10:39.581								
4	1:45.878	33.621	33.903	38.354	158.2	09:12:25.459	1	5:53.441	4:34.083	37.958	41.400	47.4	09:05:53.441	
5	<u>1:46.254</u>	<u>33.763</u>	33.971	38.520	157.6	09:14:11.713	2	1:52.010	36.562	36.157	39.291	149.5	09:07:45.451	
6	2:03.589 B	33.460	35.848	54.281	135.5	09:16:15.302	3	1:47.571	34.423	34.450	38.698	155.7	09:09:33.022	
7	8:08.029	6:53.302	35.688	39.039	34.3	09:24:23.331	4	1:47.042	33.844	34.440	38.758	156.5	09:11:20.064	
8	1:45.712	33.641	33.867	38.204	158.5	09:26:09.043	5	1:46.377	33.729	34.045	38.603	157.5	09:13:06.441	
9	1:45.312	33.427	33.632	38.253	159.1	09:27:54.355	6	1:46.459	33.944	33.987	38.528	157.3	09:14:52.900	
18	Zoe FLORESCU							7	2:08.560 B	38.035	38.938	51.587	130.3	09:17:01.460
	Tecnicar							8	8:12.767	6:59.782	34.348	38.637	34.0	09:25:14.227
								9	1:49.853	33.908	35.037	40.908	152.5	09:27:04.080
1	7:08.363	5:45.152	39.788	43.423	39.1	09:07:08.363	10	1:46.370	33.914	33.919	38.537	157.5	09:28:50.450	
2	1:52.110	36.111	36.253	39.746	149.4	09:09:00.473	25	Aleix PIÑERA						
3	1:49.251	34.781	35.762	38.708	153.3	09:10:49.724		Tecnicar						
4	1:46.347	33.935	33.902	38.510	157.5	09:12:36.071								
5	1:46.279	33.858	33.941	38.480	157.6	09:14:22.350	1	7:05.712	5:44.609	38.821	42.282	39.3	09:07:05.712	
6	2:07.412 B	34.343	37.489	55.580	131.5	09:16:29.762	2	1:54.447	36.417	37.329	40.701	146.4	09:09:00.159	
7	7:55.814	6:40.703	35.836	39.275	35.2	09:24:25.576	3	1:48.892	34.360	36.004	38.528	153.8	09:10:49.051	
8	1:45.977	33.867	33.784	38.326	158.1	09:26:11.553	4	1:46.141	33.696	34.131	38.314	157.8	09:12:35.192	
9	<u>1:56.014</u> B	<u>33.912</u>	33.967	48.135	144.4	09:28:07.567	5	1:46.443	33.796	34.178	38.469	157.4	09:14:21.635	
21	Borys LYZEN							6	2:07.134 B	34.598	37.471	55.065	131.8	09:16:28.769
	KCL Motorsport							7	7:56.123	6:41.157	36.040	38.926	35.2	09:24:24.892
								8	1:45.821	33.588	33.965	38.268	158.3	09:26:10.713
1	7:05.144	5:45.180	38.219	41.745	39.4	09:07:05.144	9	<u>1:52.542</u> B	<u>33.615</u>	33.787	45.140	148.8	09:28:03.255	
2	1:50.846	36.089	35.741	39.016	151.1	09:08:55.990	27	Yuzuki SATO						
3	1:46.305	33.880	34.095	38.330	157.6	09:10:42.295		Monlau Motorsport						
4	1:45.638	33.553	33.846	38.239	158.6	09:12:27.933								
5	1:45.481	33.471	33.832	38.178	158.8	09:14:13.414	1	5:07.748	3:48.603	38.684	40.461	54.4	09:05:07.748	
6	2:06.322 B	33.807	37.277	55.238	132.6	09:16:19.736	2	1:57.728	38.858	37.816	41.054	142.3	09:07:05.476	
7	7:57.904	6:43.443	34.903	39.558	35.1	09:24:17.640	3	1:52.596	36.498	36.009	40.089	148.8	09:08:58.072	
8	1:45.588	33.580	33.860	38.148	158.6	09:26:03.228	4	1:46.926	33.957	34.226	38.743	156.7	09:10:44.998	
9	1:45.442	33.458	33.797	38.187	158.9	09:27:48.670	5	1:46.519	33.979	34.073	38.467	157.3	09:12:31.517	
22	Vivek KANTHAN							6	1:48.691	35.632	34.310	38.749	154.1	09:14:20.208
	Griffin Core							7	2:06.308 B	34.465	36.939	54.904	132.6	09:16:26.516
								8	8:07.713	6:50.136	35.502	42.075	34.3	09:24:34.229
1	4:59.437	3:42.215	37.271	39.951	55.9	09:04:59.437	9	1:46.657	34.096	34.190	38.371	157.1	09:26:20.886	
2	1:49.890	35.581	34.866	39.443	152.4	09:06:49.327	10	1:46.232	33.781	34.032	38.419	157.7	09:28:07.118	
3	1:46.342	33.854	34.054	38.434	157.5	09:08:35.669	28	Max RADECK						
4	1:45.848	33.570	33.857	38.421	158.3	09:10:21.517		DXR						
5	<u>1:46.052</u>	<u>33.677</u>	33.850	38.525	157.9	09:12:07.569								
6	1:45.710	33.609	33.827	38.274	158.5	09:13:53.279	1	6:35.263	5:15.930	38.134	41.199	42.4	09:06:35.263	
7	2:04.602 B	33.537	35.733	55.332	134.4	09:15:57.881	2	1:50.586	35.610	35.114	39.862	151.5	09:08:25.849	
8	9:23.649	8:10.399	34.453	38.797	29.7	09:25:21.530	3	1:47.069	34.138	34.404	38.527	156.4	09:10:12.918	
9	1:45.620	33.635	33.679	38.306	158.6	09:27:07.150	4	1:46.700	33.793	34.316	38.591	157.0	09:11:59.618	
10	<u>1:52.553</u> B	<u>33.587</u>	33.814	45.152	148.8	09:28:59.703	5	1:46.121	33.751	34.012	38.358	157.8	09:13:45.739	
23	Rocco CORONEL							6	1:58.127 B	33.512	34.567	50.048	141.8	09:15:43.866
	MP Motorsport							7	8:24.551	7:11.122	34.671	38.758	33.2	09:24:08.417
								8	1:46.769	33.670	33.895	39.204	156.9	09:25:55.186
1	7:05.335	5:46.207	37.803	41.325	39.4	09:07:05.335								

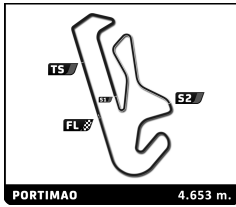


F4Spain ROUND 2 - PORTIMAO Qualifying 2

Sector Analysis

Lap under Red Flag — Invalidated Lap ■ Personal Best ■ Session Best ■ Crossing the pit lane

Lap	Time	Sector 1	Sector 2	Sector 3	Kph	Elapsed	Lap	Time	Sector 1	Sector 2	Sector 3	Kph	Elapsed
9	1:45.942	33.807	33.851	38.284	158.1	09:27:41.128	3	1:48.378	34.380	35.101	38.897	154.6	09:08:59.310
32	Simón BULBARELLA ARG Drivex TATUUS T-421						4	1:48.166	33.848	35.875	38.443	154.9	09:10:47.476
1	6:33.225	5:14.757	37.782	40.686	42.6	09:06:33.225	5	1:45.802	33.658	33.926	38.218	158.3	09:12:33.278
2	1:49.985	35.436	35.480	39.069	152.3	09:08:23.210	6	1:45.563	33.544	33.739	38.280	158.7	09:14:18.841
3	1:46.937	34.043	34.185	38.709	156.6	09:10:10.147	7	2:04.290 B	33.885	36.321	54.084	134.8	09:16:23.131
4	1:46.403	33.897	34.065	38.441	157.4	09:11:56.550	8	7:55.795	6:40.417	35.164	40.214	35.2	09:24:18.926
5	1:45.910	33.714	33.879	38.317	158.2	09:13:42.460	9	1:45.731	33.598	33.935	38.198	158.4	09:26:04.657
6	1:59.161 B	33.680	34.057	51.424	140.6	09:15:41.621	10	1:45.362	33.462	33.713	38.187	159.0	09:27:50.019
7	8:25.804	7:12.139	35.046	38.619	33.1	09:24:07.425	44	Elliott KACZYNSKI SWE Drivex TATUUS T-421					
8	1:46.146	33.879	33.929	38.338	157.8	09:25:53.571	1	6:32.554	5:13.826	37.885	40.843	42.7	09:06:32.554
9	1:45.529	33.548	33.694	38.287	158.7	09:27:39.100	2	1:49.804	35.379	35.499	38.926	152.6	09:08:22.358
37	Ty FISHER CAN Griffin Core TATUUS T-421						3	1:46.529	33.975	34.183	38.371	157.2	09:10:08.887
1	3:50.589	2:29.426	38.745	42.418	72.6	09:03:50.589	4	1:45.797	33.612	33.959	38.226	158.3	09:11:54.684
2	1:57.332	37.324	38.188	41.820	142.8	09:05:47.921	5	1:46.064	33.547	34.221	38.296	157.9	09:13:40.748
3	1:51.478	36.309	36.078	39.091	150.3	09:07:39.399	6	1:58.855 B	33.545	34.083	51.227	140.9	09:15:39.603
4	1:46.152	33.973	34.001	38.178	157.8	09:09:25.551	7	8:26.738	7:13.497	34.764	38.477	33.1	09:24:06.341
5	1:45.776	33.791	33.811	38.174	158.4	09:11:11.327	8	1:45.968	33.737	33.966	38.265	158.1	09:25:52.309
6	1:45.639	33.753	33.807	38.079	158.6	09:12:56.966	9	1:45.950	33.549	34.098	38.303	158.1	09:27:38.259
7	1:45.461	33.527	33.751	38.183	158.8	09:14:42.427	46	Nathan TYE GBR Drivex TATUUS T-421					
8	2:04.857 B	38.184	37.481	49.192	134.2	09:16:47.284	1	6:31.773	5:12.726	37.768	41.279	42.8	09:06:31.773
9	7:51.758	6:38.252	34.926	38.580	35.5	09:24:39.042	2	1:49.710	35.213	35.417	39.080	152.7	09:08:21.483
10	1:46.565	33.510	33.789	39.266	157.2	09:26:25.607	3	1:46.427	33.965	34.147	38.315	157.4	09:10:07.910
11	1:45.480	33.548	33.758	38.174	158.8	09:28:11.087	4	1:45.596	33.607	33.903	38.086	158.6	09:11:53.506
38	Daniel KELLEHER IRL Campos Racing TATUUS T-421						5	1:45.414	33.522	33.751	38.141	158.9	09:13:38.920
1	4:57.556	3:40.924	36.691	39.941	56.3	09:04:57.556	6	1:59.061 B	33.396	33.740	51.925	140.7	09:15:37.981
2	1:49.305	35.771	34.769	38.765	153.2	09:06:46.861	7	8:27.707	7:14.418	34.786	38.503	33.0	09:24:05.688
3	1:46.282	33.967	33.992	38.323	157.6	09:08:33.143	8	1:45.994	33.748	34.010	38.236	158.0	09:25:51.682
4	1:46.202	33.851	33.984	38.367	157.7	09:10:19.345	9	1:45.993	33.773	34.002	38.218	158.0	09:27:37.675
5	1:46.296	33.985	33.935	38.376	157.6	09:12:05.641	71	Sam URUS MCO DXR TATUUS T-421					
6	1:45.661	33.601	33.790	38.270	158.5	09:13:51.302	1	5:26.911	3:43.614	47.725	55.572	51.2	09:05:26.911
7	2:00.436 B	33.523	34.951	51.962	139.1	09:15:51.738	2	5:22.182	3:55.261	37.005	49.916	52.0	09:10:49.093
8	9:25.922	8:13.645	33.955	38.322	29.6	09:25:17.660	3	1:55.297	37.641	35.620	42.036	145.3	09:12:44.390
9	1:45.739	33.604	33.709	38.426	158.4	09:27:03.399	4	1:48.462	34.944	34.705	38.813	154.4	09:14:32.852
10	1:45.668	33.669	33.812	38.187	158.5	09:28:49.067	5	2:03.579 B	35.716	37.994	49.869	135.5	09:16:36.431
39	Louis COCHET NLD KCL Motorsport TATUUS T-421						6	7:37.844	6:21.814	36.405	39.625	36.6	09:24:14.275
1	7:06.084	5:47.465	37.431	41.188	39.3	09:07:06.084	7	1:47.110	33.940	34.468	38.702	156.4	09:26:01.385
2	1:52.103	36.329	36.162	39.612	149.4	09:08:58.187	8	1:47.129	34.127	34.370	38.632	156.4	09:27:48.514
3	1:58.612	34.704	45.278	38.630	141.2	09:10:56.799	73	Fausto ARNAUDO ARG Monlau Motorsport TATUUS T-421					
4	1:46.414	33.867	34.079	38.468	157.4	09:12:43.213	1	5:00.688	3:41.436	38.423	40.829	55.7	09:05:00.688
5	1:46.365	33.775	34.101	38.489	157.5	09:14:29.578	2	1:49.487	35.619	34.789	39.079	153.0	09:06:50.175
6	2:03.405 B	35.135	38.642	49.628	135.7	09:16:32.983	3	1:46.758	33.955	34.271	38.532	156.9	09:08:36.933
7	7:38.504	6:24.482	35.080	38.942	36.5	09:24:11.487	4	1:46.234	33.708	34.119	38.407	157.7	09:10:23.167
8	1:46.312	33.797	34.091	38.424	157.6	09:25:57.799	5	1:46.051	33.693	33.977	38.381	158.0	09:12:09.218
9	1:46.185	33.623	34.158	38.404	157.8	09:27:43.984	6	1:46.088	33.631	33.924	38.533	157.9	09:13:55.306
40	Kasper SCHORMANS NLD MP Motorsport TATUUS T-421						7	2:05.135 B	33.758	34.954	56.423	133.9	09:16:00.441
1	4:55.873	3:27.626	38.256	49.991	56.6	09:04:55.873	8	8:41.176	7:28.275	34.259	38.642	32.1	09:24:41.617
2	2:15.059	1:00.012	35.639	39.408	124.0	09:07:10.932	9	1:46.432	33.836	34.066	38.530	157.4	09:26:28.049
							10	1:52.396 B	33.709	33.987	44.700	149.0	09:28:20.445



F4Spain ROUND 2 - PORTIMAO Qualifying 2

Sector Analysis

Lap under Red Flag _ Invalidated Lap ■ Personal Best ■ Session Best ■ Crossing the pit lane

Lap	Time	Sector 1	Sector 2	Sector 3	Kph	Elapsed	Lap	Time	Sector 1	Sector 2	Sector 3	Kph	Elapsed	
74	Pablo RICCOBONO ESP							83	Alfons MIETTINEN FIN					
GRS Team						TATUUS T-421	GRS Team						TATUUS T-421	
1	5:10.828	3:50.757	38.783	41.288	53.9	09:05:10.828	1	4:48.267	3:28.328	37.999	41.940	58.1	09:04:48.267	
2	2:09.281 B	37.271	37.538	54.472	129.6	09:07:20.109	2	1:50.158	35.663	35.366	39.129	152.1	09:06:38.425	
77	Andrej PETROVIC SRB							3	1:48.017	34.462	34.631	38.924	155.1	09:08:26.442
T-Code by Amtog						TATUUS T-421	4	1:47.828	34.213	34.652	38.963	155.3	09:10:14.270	
1	7:04.649	5:44.014	38.932	41.703	39.4	09:07:04.649	5	1:47.229	34.121	34.334	38.774	156.2	09:12:01.499	
2	1:49.990	36.013	35.070	38.907	152.3	09:08:54.639	6	1:47.135	33.889	34.492	38.754	156.4	09:13:48.634	
3	1:46.663	34.130	34.180	38.353	157.0	09:10:41.302	7	1:59.520 B	33.943	35.926	49.651	140.2	09:15:48.154	
4	1:45.839	33.695	33.934	38.210	158.3	09:12:27.141								
5	1:45.621	33.555	33.866	38.200	158.6	09:14:12.762	88	Miki BLASCOS ESP						
6	2:05.361 B	33.482	37.267	54.612	133.6	09:16:18.123	Monlau Motorsport						TATUUS T-421	
7	8:06.146	6:51.378	35.761	39.007	34.5	09:24:24.269	1	5:02.191	3:43.120	38.017	41.054	55.4	09:05:02.191	
8	1:45.569	33.518	33.911	38.140	158.7	09:26:09.838	2	1:50.348	36.600	34.824	38.924	151.8	09:06:52.539	
9	1:45.305	33.395	33.744	38.166	159.1	09:27:55.143	3	1:46.585	33.991	33.999	38.595	157.2	09:08:39.124	
78	Maria NETO PRT							4	1:46.035	33.727	33.867	38.441	158.0	09:10:25.159
TC Racing						TATUUS T-421	5	1:46.644	33.586	33.904	39.154	157.1	09:12:11.803	
1	4:42.863	3:21.565	38.747	42.551	59.2	09:04:42.863	6	1:49.777	33.718	34.689	41.370	152.6	09:14:01.580	
2	1:54.361	39.271	35.500	39.590	146.5	09:06:37.224	7	2:09.031 B	33.812	36.853	58.366	129.8	09:16:10.611	
3	1:48.232	34.329	34.480	39.423	154.8	09:08:25.456	8	8:17.511	7:00.872	35.062	41.577	33.7	09:24:28.122	
4	1:47.121	34.207	34.194	38.720	156.4	09:10:12.577	9	1:46.033	33.677	33.894	38.462	158.0	09:26:14.155	
5	1:48.046	33.904	35.433	38.709	155.0	09:12:00.623	10	1:46.159	33.816	33.814	38.529	157.8	09:28:00.314	
6	1:46.996	33.799	34.559	38.638	156.6	09:13:47.619								
7	1:57.878 B	33.936	34.107	49.835	142.1	09:15:45.497	94	Jorden MOODLEY ZAF						
8	9:02.495	7:49.452	34.396	38.647	30.9	09:24:47.992	G4 Racing						TATUUS T-421	
9	1:46.791	33.889	34.045	38.857	156.9	09:26:34.783	1	4:27.505	3:02.480	41.624	43.401	62.6	09:04:27.505	
10	1:59.196 B	35.791	35.119	48.286	140.5	09:28:33.979	2	1:54.193	37.483	36.435	40.275	146.7	09:06:21.698	
80	Sebastián FRIGOLET MEX							3	1:49.500	35.312	35.057	39.131	153.0	09:08:11.198
DXR						TATUUS T-421	4	1:48.120	34.256	34.612	39.252	154.9	09:09:59.318	
1	4:54.438	3:35.916	37.537	40.985	56.9	09:04:54.438	5	1:48.667	34.968	34.722	38.977	154.1	09:11:47.985	
2	1:50.348	35.977	35.158	39.213	151.8	09:06:44.786	6	1:47.847	34.346	34.289	39.212	155.3	09:13:35.832	
3	1:47.873	34.539	34.475	38.859	155.3	09:08:32.659	7	6:23.402 B	35.381	4:54.783	53.238	43.7	09:19:59.234	
4	1:48.596	34.663	34.354	39.579	154.2	09:10:21.255								
5	1:49.514	36.783	34.213	38.518	153.0	09:12:10.769	96	Andre RODRIGUEZ USA						
6	1:46.373	33.904	33.955	38.514	157.5	09:13:57.142	GRS Team						TATUUS T-421	
7	2:07.317 B	33.857	35.360	58.100	131.6	09:16:04.459	1	5:11.476	3:52.422	38.236	40.818	53.8	09:05:11.476	
8	8:05.974	6:52.346	34.916	38.712	34.5	09:24:10.433	2	1:54.686	37.122	37.007	40.557	146.1	09:07:06.162	
9	1:46.495	33.959	34.045	38.491	157.3	09:25:56.928	3	2:00.388	37.551	40.933	41.904	139.1	09:09:06.550	
10	1:46.143	33.815	33.857	38.471	157.8	09:27:43.071	4	1:48.340	34.050	35.440	38.850	154.6	09:10:54.890	
81	Noah MONTEIRO PRT							5	1:46.688	33.962	34.185	38.541	157.0	09:12:41.578
Griffin Core						TATUUS T-421	6	1:49.071	34.089	36.327	38.655	153.6	09:14:30.649	
1	4:59.034	3:41.701	37.231	40.102	56.0	09:04:59.034	7	2:04.725 B	35.319	38.290	51.116	134.3	09:16:35.374	
2	1:49.009	35.447	34.870	38.692	153.7	09:06:48.043	8	7:54.224	6:38.130	35.012	41.082	35.3	09:24:29.598	
3	1:46.766	33.831	33.955	38.980	156.9	09:08:34.809	9	1:47.129	34.033	34.448	38.648	156.4	09:26:16.727	
4	1:45.836	33.616	33.873	38.347	158.3	09:10:20.645	10	1:47.049	34.085	34.096	38.868	156.5	09:28:03.776	
5	1:45.390	33.462	33.705	38.223	158.9	09:12:06.035								
6	1:46.500	33.684	34.498	38.318	157.3	09:13:52.535								
7	2:04.423 B	33.481	35.360	55.582	134.6	09:15:56.958								
8	9:23.635	8:10.899	34.319	38.417	29.7	09:25:20.593								
9	1:45.644	33.630	33.784	38.230	158.6	09:27:06.237								
10	1:45.325	33.463	33.613	38.249	159.0	09:28:51.562								