

F4Spain

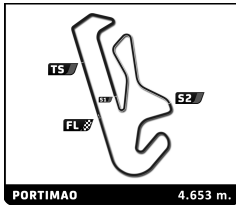
ROUND 2 - PORTIMAO

Race 3

Sector Analysis

Lap under Red Flag — Invalidated Lap ■ Personal Best ■ Session Best B Crossing the pit lane

Lap	Time	Sector 1	Sector 2	Sector 3	Kph	Elapsed	Lap	Time	Sector 1	Sector 2	Sector 3	Kph	Elapsed
5 Daniel MOTA ESP							TC Racing TATUUS T-421						
1	2:22.104	41.490	43.791	56.823	117.9	11:06:13.014	1	2:23.440	42.093	44.707	56.640	116.8	11:06:14.350
2	2:47.697	1:07.767	45.243	54.687	99.9	11:09:00.711	2	2:47.509	1:08.513	44.359	54.637	100.0	11:09:01.859
3	3:13.839 B	1:01.757	50.964	1:21.118	86.4	11:12:14.550	3	3:17.083 B	1:02.206	51.237	1:23.640	85.0	11:12:18.942
4	17:29.474	...	43.745	54.212	16.0	11:29:44.024	4	17:26.276	...	42.678	54.185	16.0	11:29:45.218
5	2:48.334	48.614	45.211	1:14.509	99.5	11:32:32.358	5	2:47.475	48.793	44.820	1:13.862	100.0	11:32:32.693
6	1:51.070	35.733	35.629	39.708	150.8	11:34:23.428	6	<u>1:49.288</u>	<u>35.486</u>	<u>34.710</u>	39.092	153.3	11:34:21.981
7	<u>1:49.252</u>	<u>35.255</u>	<u>34.592</u>	<u>39.405</u>	153.3	11:36:12.680	7	<u>1:48.933</u>	34.310	<u>35.109</u>	39.514	153.8	11:36:10.914
8	<u>1:49.662</u>	35.579	34.676	39.407	152.7	11:38:02.342	8	1:48.092	34.435	34.683	38.974	155.0	11:37:59.006
9	1:51.850	34.604	34.848	42.398	149.8	11:39:54.192	9	<u>1:47.236</u>	34.101	<u>34.217</u>	<u>38.918</u>	156.2	11:39:46.242
10	1:53.393	35.085	34.643	43.665	147.7	11:41:47.585	10	1:49.980	<u>33.980</u>	34.441	41.559	152.3	11:41:36.222
11	2:38.509	54.445	35.974	1:08.090	105.7	11:44:26.094	11	2:47.498	53.637	41.107	1:12.754	100.0	11:44:23.720
12	1:51.607	35.858	35.564	40.185	150.1	11:46:17.701	12	1:50.212	35.259	35.346	39.607	152.0	11:46:13.932
13	2:19.198	<u>34.595</u>	41.042	1:03.561	120.3	11:48:36.899							
14	2:50.650	1:02.106	43.587	1:04.957	98.2	11:51:27.549							
15	1:50.773	34.968	35.283	40.522	151.2	11:53:18.322							
7 Felipe REIJS NLD							MP Motorsport TATUUS T-421						
1	2:22.842	41.852	44.325	56.665	117.3	11:06:13.752							
2	2:47.456	1:08.079	44.819	54.558	100.0	11:09:01.208							
3	3:15.758 B	1:02.094	51.350	1:22.314	85.6	11:12:16.966							
4	17:27.759	...	42.784	54.211	16.0	11:29:44.725							
5	2:47.813	48.604	45.016	1:14.193	99.8	11:32:32.538							
6	1:48.863	35.238	34.575	<u>39.050</u>	153.9	11:34:21.401							
7	1:49.917	35.020	35.318	39.579	152.4	11:36:11.318							
8	1:48.341	34.656	34.630	39.055	154.6	11:37:59.659							
9	<u>1:47.667</u>	<u>34.181</u>	<u>34.283</u>	39.203	155.6	11:39:47.326							
10	1:52.350	34.807	34.760	42.783	149.1	11:41:39.676							
11	2:44.656	53.205	39.585	1:11.866	101.7	11:44:24.332							
12	1:50.642	35.186	35.432	40.024	151.4	11:46:14.974							
13	<u>2:15.145</u>	34.699	<u>37.947</u>	1:02.499	123.9	11:48:30.119							
14	2:54.955	1:00.700	45.657	1:08.598	95.7	11:51:25.074							
15	1:53.167	35.329	35.405	42.433	148.0	11:53:18.241							
8 Jacob MICALLEF MLT							Campos Racing TATUUS T-421						
1	2:16.389	38.978	42.075	55.336	122.8	11:06:07.299							
2	2:48.592	1:07.394	47.023	54.175	99.4	11:08:55.891							
3	3:06.123 B	1:01.664	51.311	1:13.148	90.0	11:12:02.014							
4	17:37.208	...	45.120	53.676	15.8	11:29:39.222							
5	2:50.925	48.666	45.885	1:16.374	98.0	11:32:30.147							
6	<u>1:48.428</u>	35.092	<u>34.644</u>	38.692	154.5	11:34:18.575							
7	1:47.380	<u>33.781</u>	34.444	39.155	156.0	11:36:05.955							
8	<u>1:47.037</u>	34.241	34.288	<u>38.508</u>	156.5	11:37:52.992							
9	1:47.671	<u>34.244</u>	<u>34.231</u>	39.196	155.6	11:39:40.663							
10	<u>1:50.671</u>	<u>33.901</u>	<u>35.768</u>	41.002	151.4	11:41:31.334							
11	2:51.179	53.707	42.939	1:14.533	97.9	11:44:22.513							
12	<u>1:48.639</u>	35.005	<u>34.535</u>	39.099	154.2	11:46:11.152							
13	2:13.738	34.011	37.117	1:02.610	125.3	11:48:24.890							
14	2:58.236	59.371	46.848	1:12.017	94.0	11:51:23.126							
15	1:51.542	34.953	35.054	41.535	150.2	11:53:14.668							
10 Luna FLUXÁ ESP							Campos Racing TATUUS T-421						
1	2:31.550	46.672	48.842	56.036	110.5	11:06:22.460							
2	2:47.444	1:10.437	42.672	54.335	100.0	11:09:09.904							
3	3:31.601 B	1:03.675	52.058	1:35.868	79.2	11:12:41.505							
4	17:12.094	...	36.387	52.192	16.2	11:29:53.599							
5	2:42.569	49.354	43.056	1:10.159	103.0	11:32:36.168							
6	1:50.233	35.098	35.733	39.402	152.0	11:34:26.401							
7	<u>1:47.579</u>	<u>34.085</u>	34.484	<u>39.010</u>	155.7	11:36:13.980							
8	<u>1:49.023</u>	34.736	<u>34.719</u>	39.568	153.6	11:38:03.003							
9	<u>1:48.834</u>	34.366	34.382	40.086	153.9	11:39:51.837							
10	1:50.700	<u>34.155</u>	<u>34.332</u>	42.213	151.3	11:41:42.537							
11	2:42.503	53.816	38.188	1:10.499	103.1	11:44:25.040							
12	1:50.781	35.305	35.232	40.244	151.2	11:46:15.821							
13	<u>2:16.838</u>	34.964	<u>39.180</u>	1:02.694	122.4	11:48:32.659							
14	2:53.087	1:01.051	44.771	1:07.265	96.8	11:51:25.746							
15	1:56.011	34.984	34.970	46.057	144.4	11:53:21.757							
11 Rahim ALIBHAI USA							Monlau Motorsport TATUUS T-421						
1	2:24.959	42.799	45.416	56.744	115.6	11:06:15.869							
2	2:47.366	1:08.385	44.017	54.964	100.1	11:09:03.235							
3	3:19.127 B	1:02.246	51.153	1:25.728	84.1	11:12:22.362							
4	17:24.137	...	40.356	54.355	16.0	11:29:46.499							
5	2:46.738	48.740	44.412	1:13.586	100.5	11:32:33.237							
6	1:50.434	35.553	35.630	<u>39.251</u>	151.7	11:34:23.671							
7	<u>1:48.580</u>	34.784	34.489	39.307	154.3	11:36:12.251							
8	<u>1:49.489</u>	35.122	<u>34.549</u>	39.818	153.0	11:38:01.740							
9	1:52.331	34.813	34.527	42.991	149.1	11:39:54.071							
10	1:51.483	<u>34.449</u>	<u>34.423</u>	42.611	150.3	11:41:45.554							
11	2:40.145	53.677	36.977	1:09.491	104.6	11:44:25.699							
12	<u>1:50.113</u>	<u>35.239</u>	<u>34.952</u>	39.922	152.1	11:46:15.812							
13	<u>2:17.173</u>	35.184	<u>39.495</u>	1:02.494	122.1	11:48:32.985							
14	2:52.851	1:01.197	44.822	1:06.832	96.9	11:51:25.836							
15	<u>1:52.954</u>	35.191	<u>34.946</u>	42.817	148.3	11:53:18.790							
12 Philippe Armand KARRAS GRC							G4 Racing TATUUS T-421						
1	2:19.512	40.643	43.129	55.740	120.1	11:06:10.422							
2	2:48.034	1:07.853	46.268	53.913	99.7	11:08:58.456							
3	3:12.131 B	1:02.272	50.972	1:18.887	87.2	11:12:10.587							
4	17:31.756	...	44.782	54.173	15.9	11:29:42.343							
5	2:49.258	48.275	46.024	1:14.959	99.0	11:32:31.601							
6	1:49.052	34.908	34.837	39.307	153.6	11:34:20.653							
9 Jean Paul KARRAS GRC							G4 Racing TATUUS T-421						



F4Spain

ROUND 2 - PORTIMAO

Race 3

Sector Analysis

Lap under Red Flag _ Invalidated Lap ■ Personal Best ■ Session Best B Crossing the pit lane

Lap	Time	Sector 1	Sector 2	Sector 3	Kph	Elapsed	Lap	Time	Sector 1	Sector 2	Sector 3	Kph	Elapsed
7	<u>1:49.475</u>	<u>35.206</u>	35.103	39.166	153.0	11:36:10.128	10	<u>1:48.662</u>	<u>33.835</u>	34.073	40.754	154.2	11:41:23.730
8	1:47.585	34.194	34.401	38.990	155.7	11:37:57.713	11	2:57.216	55.225	44.565	1:17.426	94.5	11:44:20.946
9	1:47.391	34.183	34.294	38.914	156.0	11:39:45.104	12	1:47.530	34.684	34.054	38.792	155.8	11:46:08.476
10	1:50.482	34.011	34.100	42.371	151.6	11:41:35.586	13	2:12.700	33.775	37.048	1:01.877	126.2	11:48:21.176
11	2:47.909	53.478	41.193	1:13.238	99.8	11:44:23.495	14	3:00.681	59.065	47.416	1:14.200	92.7	11:51:21.857
12	<u>1:49.274</u>	<u>35.334</u>	<u>34.735</u>	39.205	153.3	11:46:12.769	15	1:47.346	34.678	34.064	38.604	156.0	11:53:09.203
13	2:14.930	34.881	37.897	1:02.152	124.1	11:48:27.699							
14	2:56.486	1:00.478	45.741	1:10.267	94.9	11:51:24.185							
15	<u>1:50.882</u>	<u>35.254</u>	35.163	40.465	151.1	11:53:15.067							

13 Rodrigo MARTÍNEZ MEX						
Tecnicar TATUUS T-421						
1	2:29.697	44.263	49.089	56.345	111.9	11:06:20.607
2	2:47.240	1:09.777	42.887	54.576	100.2	11:09:07.847
3	3:29.564 B	1:03.547	51.490	1:34.527	79.9	11:12:37.411
4	17:14.158	...	37.356	52.365	16.2	11:29:51.569
5	2:44.155	49.100	43.521	1:11.534	102.0	11:32:35.724
6	<u>1:53.320</u>	<u>36.328</u>	36.723	40.269	147.8	11:34:29.044
7	1:49.931	35.190	34.792	39.949	152.4	11:36:18.975
8	1:49.494	34.767	34.724	40.003	153.0	11:38:08.469
9	<u>1:48.826</u>	<u>34.552</u>	34.749	39.525	153.9	11:39:57.295
10	1:53.385	34.545	36.736	42.104	147.7	11:41:50.680
11	2:36.031	53.901	35.250	1:06.880	107.4	11:44:26.711
12	1:51.562	35.443	35.217	40.902	150.1	11:46:18.273
13	2:21.032	37.084	39.988	1:03.960	118.8	11:48:39.305
14	2:49.341	1:02.171	43.433	1:03.737	98.9	11:51:28.646
15	1:51.130	35.614	34.691	40.825	150.7	11:53:19.776

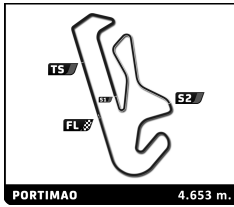
15 Jensen BURNETT CAN						
KCL Motorsport TATUUS T-421						
1	2:15.923	38.485	42.033	55.405	123.2	11:06:06.833
2	2:48.527	1:07.443	46.889	54.195	99.4	11:08:55.360
3	3:05.354 B	1:01.582	50.935	1:12.837	90.4	11:12:00.714
4	17:37.967	...	45.267	53.719	15.8	11:29:38.681
5	2:51.422	48.691	45.886	1:16.845	97.7	11:32:30.103
6	1:50.101	35.578	34.793	39.730	152.1	11:34:20.204
7	1:48.370	34.962	34.428	38.980	154.6	11:36:08.574
8	1:47.561	34.083	34.401	39.077	155.7	11:37:56.135
9	1:46.877	33.937	34.284	38.656	156.7	11:39:43.012
10	1:51.024	33.900	34.398	42.726	150.9	11:41:34.036
11	2:49.197	53.790	41.840	1:13.567	99.0	11:44:23.233
12	1:49.257	35.181	34.638	39.438	153.3	11:46:12.490
13	<u>2:14.743</u>	<u>35.003</u>	37.404	1:02.336	124.3	11:48:27.233
14	2:56.892	1:00.290	45.966	1:10.636	94.7	11:51:24.125
15	<u>1:50.638</u>	<u>35.323</u>	34.827	40.488	151.4	11:53:14.763

17 Nacho TUÑÓN ESP						
T-Code by Amtog TATUUS T-421						
1	2:10.597	36.890	38.986	54.721	128.3	11:06:01.507
2	2:51.112	1:08.800	47.246	55.066	97.9	11:08:52.619
3	3:00.345 B	1:01.093	49.972	1:09.280	92.9	11:11:52.964
4	17:42.701	...	45.530	54.277	15.8	11:29:35.665
5	2:52.721	48.376	45.392	1:18.953	97.0	11:32:28.386
6	1:47.417	34.894	34.202	38.321	155.9	11:34:15.803
7	1:46.187	33.728	34.077	38.382	157.7	11:36:01.990
8	1:46.624	33.898	34.054	38.672	157.1	11:37:48.614
9	<u>1:46.454</u>	<u>33.813</u>	34.107	38.534	157.4	11:39:35.068

18 Zoe FLORESCU ROU						
Tecnicar TATUUS T-421						
1	2:18.745	40.201	42.810	55.734	120.7	11:06:09.655
2	2:48.178	1:07.947	46.143	54.088	99.6	11:08:57.833
3	3:10.044 B	1:01.985	51.131	1:16.928	88.1	11:12:07.877
4	17:33.641	...	44.897	54.011	15.9	11:29:41.518
5	2:49.698	48.418	45.872	1:15.408	98.7	11:32:31.216
6	1:49.171	35.031	34.785	39.355	153.4	11:34:20.387
7	<u>1:50.280</u>	<u>35.613</u>	<u>35.177</u>	39.490	151.9	11:36:10.667
8	<u>1:48.687</u>	<u>34.780</u>	34.845	39.062	154.1	11:37:59.354
9	1:47.832	34.216	34.374	39.242	155.3	11:39:47.186
10	1:51.163	34.528	34.939	41.696	150.7	11:41:38.349
11	2:45.885	53.331	40.298	1:12.256	101.0	11:44:24.234
12	1:51.124	35.574	35.300	40.250	150.7	11:46:15.358
13	2:16.574	34.807	38.890	1:02.877	122.6	11:48:31.932
14	2:53.734	1:01.031	45.087	1:07.616	96.4	11:51:25.666

21 Borys LYZEN POL						
KCL Motorsport TATUUS T-421						
1	2:18.418 B	38.051	41.103	59.264	121.0	11:06:09.328
2	3:03.219	1:27.789	40.479	54.951	91.4	11:09:12.547
3	3:37.241 B	1:04.263	52.721	1:40.257	77.1	11:12:49.788
4	17:06.848	...	55.227	50.426	16.3	11:29:56.636
5	2:40.040	49.089	43.266	1:07.685	104.7	11:32:36.676
6	1:50.441	35.353	35.453	39.635	151.7	11:34:27.117
7	<u>1:47.767</u>	34.355	<u>34.642</u>	38.770	155.4	11:36:14.884
8	1:47.913	34.071	34.586	39.256	155.2	11:38:02.797
9	1:48.774	34.262	34.115	40.397	154.0	11:39:51.571
10	1:49.942	33.980	34.055	41.907	152.4	11:41:41.513
11	2:43.430	53.792	38.779	1:10.859	102.5	11:44:24.943
12	<u>1:49.228</u>	<u>35.180</u>	34.694	39.354	153.4	11:46:14.171
13	2:14.986	34.454	37.955	1:02.577	124.1	11:48:29.157
14	2:55.433	1:00.388	45.704	1:09.341	95.5	11:51:24.590
15	<u>1:50.080</u>	<u>35.172</u>	<u>35.213</u>	39.695	152.2	11:53:14.670

22 Vivek KANTHAN USA						
Griffin Core TATUUS T-421						
1	2:12.739	38.028	40.362	54.349	126.2	11:06:03.649
2	2:50.531	1:09.101	47.049	54.381	98.2	11:08:54.180
3	3:04.558 B	1:01.554	50.745	1:12.259	90.8	11:11:58.738
4	17:39.103	...	45.536	54.098	15.8	11:29:37.841
5	2:51.682	48.243	45.860	1:17.579	97.6	11:32:29.523
6	1:50.712	35.648	35.007	40.057	151.3	11:34:20.235
7	1:47.629	34.606	33.996	39.027	155.6	11:36:07.864
8	<u>1:47.577</u>	<u>34.460</u>	34.127	38.990	155.7	11:37:55.441
9	<u>1:46.471</u>	<u>33.712</u>	34.099	38.660	157.3	11:39:41.912
10	1:48.731	33.851	34.148	40.732	154.1	11:41:30.643
11	2:51.475	53.792	43.054	1:14.629	97.7	11:44:22.118
12	1:47.952	35.030	34.245	38.677	155.2	11:46:10.070
13	2:13.865	34.014	37.267	1:02.584	125.1	11:48:23.935



F4Spain

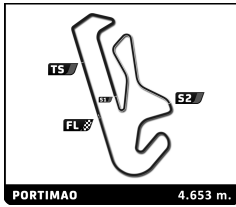
ROUND 2 - PORTIMAO

Race 3

Sector Analysis

Lap under Red Flag — Invalidated Lap ■ Personal Best ■ Session Best B Crossing the pit lane

Lap	Time	Sector 1	Sector 2	Sector 3	Kph	Elapsed	Lap	Time	Sector 1	Sector 2	Sector 3	Kph	Elapsed		
14	2:58.858	59.029	47.176	1:12.653	93.7	11:51:22.793									
15	1:51.984	35.377	35.265	41.342	149.6	11:53:14.777									
23	Rocco CORONEL	NLD						27	Yuzuki SATO	JPN					
	MP Motorsport	TATUUS T-421							Monlau Motorsport	TATUUS T-421					
1	2:14.216	38.175	41.623	54.418	124.8	11:06:05.126	1	2:33.456 B	56.028	41.564	55.864	109.2	11:06:24.366		
2	2:49.482	1:08.295	46.925	54.262	98.8	11:08:54.608	2	2:47.040	1:10.124	42.106	54.810	100.3	11:09:11.406		
3	3:05.239 B	1:01.687	50.885	1:12.667	90.4	11:11:59.847	3	3:33.963 B	1:03.968	52.259	1:37.736	78.3	11:12:45.369		
4	17:38.348	...	45.486	53.787	15.8	11:29:38.195	4	17:09.712	...	36.021	50.366	16.3	11:29:55.081		
5	2:51.412	48.416	46.002	1:16.994	97.7	11:32:29.607	5	2:41.426	49.535	43.316	1:08.575	103.8	11:32:36.507		
6	1:48.350	35.258	34.435	38.657	154.6	11:34:17.957	6	1:51.606	36.185	35.545	39.876	150.1	11:34:28.113		
7	1:47.858	34.026	34.629	39.203	155.3	11:36:05.815	7	1:48.948	34.554	34.322	40.072	153.8	11:36:17.061		
8	1:47.018	34.061	34.147	38.810	156.5	11:37:52.833	8	1:48.690	34.843	34.650	39.197	154.1	11:38:05.751		
9	1:47.498	34.302	34.251	38.945	155.8	11:39:40.331	9	1:48.646	34.100	34.512	40.034	154.2	11:39:54.397		
10	1:49.252	34.027	35.497	39.728	153.3	11:41:29.583	10	1:51.898	34.611	34.608	42.679	149.7	11:41:46.295		
11	2:52.281	53.965	43.303	1:15.013	97.2	11:44:21.864	11	2:39.550	55.327	35.761	1:08.462	105.0	11:44:25.845		
12	1:49.438	35.719	34.686	39.033	153.1	11:46:11.302	12	1:50.638	35.528	35.590	39.520	151.4	11:46:16.483		
13	2:14.039	34.124	37.393	1:02.522	125.0	11:48:25.341	13	2:18.320	35.260	40.329	1:02.731	121.1	11:48:34.803		
14	2:57.870	59.394	46.905	1:11.571	94.2	11:51:23.211	14	2:51.986	1:01.850	44.727	1:05.409	97.4	11:51:26.789		
15	1:50.804	35.209	35.380	40.215	151.2	11:53:14.015	15	1:50.604	35.264	35.076	40.264	151.4	11:53:17.393		
24	Beau LOWETTE	BEL						28	Max RADECK	PRT					
	TC Racing	TATUUS T-421							DXR	TATUUS T-421					
1	2:26.329	43.000	46.998	56.331	114.5	11:06:17.239	1	2:17.767	39.205	42.721	55.841	121.6	11:06:08.677		
2	2:47.567	1:08.894	43.461	55.212	100.0	11:09:04.806	2	2:48.013	1:07.333	46.449	54.231	99.7	11:08:56.690		
3	3:23.393 B	1:02.506	51.249	1:29.638	82.4	11:12:28.199	3	3:07.728 B	1:01.835	51.234	1:14.659	89.2	11:12:04.418		
4	17:19.711	...	39.121	54.175	16.1	11:29:47.910	4	17:35.554	...	45.124	53.713	15.9	11:29:39.972		
5	2:45.648	49.286	43.787	1:12.575	101.1	11:32:33.558	5	2:50.595	48.600	45.888	1:16.107	98.2	11:32:30.567		
6	1:49.976	35.300	35.257	39.419	152.3	11:34:23.534	6	1:49.719	35.412	34.767	39.540	152.7	11:34:20.286		
7	1:48.544	34.549	34.466	39.529	154.3	11:36:12.078	7	1:47.408	34.206	34.117	39.085	156.0	11:36:07.694		
8	1:49.331	34.791	34.688	39.852	153.2	11:38:01.409	8	1:48.030	34.505	34.281	39.244	155.1	11:37:55.724		
9	1:54.040	34.453	34.359	45.228	146.9	11:39:55.449	9	1:46.646	33.958	34.021	38.667	157.1	11:39:42.370		
10	2:00.089 B	35.225	35.917	48.947	139.5	11:41:55.538	10	1:50.883	33.935	34.653	42.295	151.1	11:41:33.253		
11	2:36.017	1:23.000	33.308	39.709	107.4	11:44:31.555	11	2:49.903	53.557	42.349	1:13.997	98.6	11:44:23.156		
12	1:48.258	34.459	34.555	39.244	154.7	11:46:19.813	12	1:49.097	35.022	34.640	39.435	153.5	11:46:12.253		
13	2:18.717	34.819	39.758	1:04.140	120.8	11:48:38.530	13	2:14.473	35.262	36.834	1:02.377	124.6	11:48:26.726		
14	2:49.708	1:01.975	43.262	1:04.471	98.7	11:51:28.238	14	2:57.024	59.798	46.261	1:10.965	94.6	11:51:23.750		
25	Alex PIÑERA	ESP						32	Simón BULBARELLA	ARG					
	Tecnicar	TATUUS T-421							Drivex	TATUUS T-421					
1	2:30.117	44.981	48.995	56.141	111.6	11:06:21.027	1	2:36.992 B	47.087	49.200	1:00.705	106.7	11:06:27.902		
2	2:47.324	1:10.053	42.760	54.511	100.1	11:09:08.351									
3	3:30.149 B	1:03.826	51.573	1:34.750	79.7	11:12:38.500									
4	17:13.416	...	37.030	52.165	16.2	11:29:51.916									
5	2:43.915	49.334	43.364	1:11.217	102.2	11:32:35.831									
6	1:49.501	35.206	35.096	39.199	153.0	11:34:25.332									
7	1:47.438	34.049	34.342	39.047	155.9	11:36:12.770									
8	1:48.668	34.688	34.750	39.230	154.1	11:38:01.438									
9	1:48.133	34.588	34.524	39.021	154.9	11:39:49.571									
10	1:50.511	33.795	34.213	42.503	151.6	11:41:40.082									
11	2:44.499	53.719	39.136	1:11.644	101.8	11:44:24.581									
12	1:49.884	34.961	35.292	39.631	152.4	11:46:14.465									
13	2:15.172	34.398	38.178	1:02.596	123.9	11:48:29.637									
14	2:55.351	1:00.468	45.599	1:09.284	95.5	11:51:24.988									
15	1:49.738	35.078	35.091	39.569	152.6	11:53:14.726									
37	Ty FISHER	CAN						37	Ty FISHER	CAN					
	Griffin Core	TATUUS T-421							Griffin Core	TATUUS T-421					
1	2:12.027	37.544	39.878	54.605	126.9	11:06:02.937	1	2:12.027	37.544	39.878	54.605	126.9	11:06:02.937		
2	2:50.919	1:09.031	47.223	54.665	98.0	11:08:53.856	2	2:50.919	1:09.031	47.223	54.665	98.0	11:08:53.856		
3	3:03.218 B	1:01.327	50.540	1:11.351	91.4	11:11:57.074	3	3:03.218 B	1:01.327	50.540	1:11.351	91.4	11:11:57.074		
4	17:40.168	...	45.528	54.110	15.8	11:29:37.242	4	17:40.168	...	45.528	54.110	15.8	11:29:37.242		
5	2:52.154	48.366	45.513	1:18.275	97.3	11:32:29.396	5	2:52.154	48.366	45.513	1:18.275	97.3	11:32:29.396		
6	1:47.886	35.141	34.165	38.580	155.3	11:34:17.282	6	1:47.886	35.141	34.165	38.580	155.3	11:34:17.282		
7	1:47.125	34.231	34.336	38.558	156.4	11:36:04.407	7	1:47.125	34.231	34.336	38.558	156.4	11:36:04.407		
8	1:46.523	33.829	34.110	38.584	157.3	11:37:50.930	8	1:46.523	33.829	34.110	38.584	157.3	11:37:50.930		
9	1:46.415	33.745	34.070	38.600	157.4	11:39:37.345	9	1:46.415	33.745	34.070	38.600	157.4	11:39:37.345		
10	1:48.303	33.809	34.185	40.309	154.7	11:41:25.648	10	1:48.303	33.809	34.185	40.309	154.7	11:41:25.648		
11	2:55.987	55.858	44.101	1:16.028	95.2	11:44:21.635	11	2:55.987	55.858	44.101	1:16.028	95.2	11:44:21.635		
12	1:49.070	35.451	34.694	38.925	153.6	11:46:10.705	12	1:49.070	35.451	34.694	38.925	153.6	11:46:10.705		
13	2:13.653	33.981	37.103	1:02.569	125.3	11:48:24.358	13	2:13.653	33.981	37.103	1:02.569	125.3	11:48:24.358		
14	2:58.562	59.237	47.112	1:12.213	93.8	11:51:22.920	14	2:58.562	59.237	47.112	1:12.213	93.8	11:51:22.920		



F4Spain

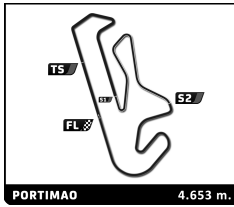
ROUND 2 - PORTIMAO

Race 3

Sector Analysis

Lap under Red Flag — Invalidated Lap ■ Personal Best ■ Session Best B Crossing the pit lane

Lap	Time	Sector 1	Sector 2	Sector 3	Kph	Elapsed	Lap	Time	Sector 1	Sector 2	Sector 3	Kph	Elapsed
15	<u>2:05.677</u>	<u>34.909</u>	<u>35.210</u>	55.558	133.3	11:53:28.597							
38	Daniel KELLEHER					IRL	44	Elliot KACZYNSKI					SWE
	Campos Racing					TATUUS T-421		Drivex					TATUUS T-421
1	2:25.652	42.890	46.523	56.239	115.0	11:06:16.562	1	2:31.080	45.201	49.502	56.377	110.9	11:06:21.990
2	2:47.551	1:08.567	43.729	55.255	100.0	11:09:04.113	2	2:47.376	1:09.966	43.041	54.369	100.1	11:09:09.366
3	3:21.677 B	1:02.307	51.307	1:28.063	83.1	11:12:25.790	3	3:31.116 B	1:03.699	51.614	1:35.803	79.3	11:12:40.482
4	17:21.475	...	40.105	54.430	16.1	11:29:47.265	4	17:12.545	...	36.301	52.355	16.2	11:29:53.027
5	2:46.075	48.980	44.099	1:12.996	100.9	11:32:33.340	5	2:43.057	48.957	43.459	1:10.641	102.7	11:32:36.084
6	<u>1:49.619</u>	35.074	<u>35.282</u>	39.263	152.8	11:34:22.959	6	1:49.652	35.119	35.318	39.215	152.8	11:34:25.736
7	1:48.787	34.060	34.837	39.890	154.0	11:36:11.746	7	<u>1:47.377</u>	34.031	34.432	38.914	156.0	11:36:13.113
8	1:48.577	34.677	34.551	39.349	154.3	11:38:00.323	8	1:48.757	34.768	34.605	39.384	154.0	11:38:01.870
9	<u>1:47.236</u>	33.877	34.285	39.074	156.2	11:39:47.559	9	1:48.120	34.366	34.613	39.141	154.9	11:39:49.990
10	1:50.193	34.377	34.285	41.531	152.0	11:41:37.752	10	1:50.796	33.860	34.372	42.564	151.2	11:41:40.786
11	2:46.098	53.166	40.660	1:12.272	100.8	11:44:23.850	11	2:44.079	53.854	38.918	1:11.307	102.1	11:44:24.865
12	<u>1:50.303</u>	35.264	<u>35.488</u>	39.551	151.9	11:46:14.153	12	<u>1:50.307</u>	35.221	<u>35.212</u>	39.874	151.9	11:46:15.172
13	<u>2:14.356</u>	34.317	<u>37.617</u>	1:02.422	124.7	11:48:28.509	13	<u>2:15.548</u>	<u>34.866</u>	<u>38.175</u>	1:02.507	123.6	11:48:30.720
14	2:56.004	1:00.395	45.907	1:09.702	95.2	11:51:24.513	14	2:54.714	1:00.888	45.440	1:08.386	95.9	11:51:25.434
15	1:50.921	35.222	34.927	40.772	151.0	11:53:15.434	15	1:50.087	35.070	34.771	40.246	152.2	11:53:15.521
39	Louis COCHET					NLD	71	Sam URUS					MCO
	KCL Motorsport					TATUUS T-421		DXR					TATUUS T-421
1	2:23.895	42.408	44.982	56.505	116.4	11:06:14.805	1	2:26.804	43.120	47.702	55.982	114.1	11:06:17.714
2	2:47.515	1:08.610	44.194	54.711	100.0	11:09:02.320	2	2:47.552	1:08.965	43.710	54.877	100.0	11:09:05.266
3	3:17.783 B	1:02.238	51.245	1:24.300	84.7	11:12:20.103	3	3:25.081 B	1:02.671	51.392	1:31.018	81.7	11:12:30.347
4	17:25.548	...	41.925	54.206	16.0	11:29:45.651	4	17:17.981	...	38.288	52.640	16.1	11:29:48.328
5	2:47.275	48.847	44.715	1:13.713	100.1	11:32:32.926	5	2:45.782	49.471	43.745	1:12.566	101.0	11:32:34.110
6	1:49.722	35.327	35.202	39.193	152.7	11:34:22.648	6	1:50.726	36.430	34.880	39.416	151.3	11:34:24.836
7	<u>1:49.143</u>	<u>34.063</u>	35.194	39.886	153.5	11:36:11.791	7	<u>1:49.068</u>	34.923	34.987	39.158	153.6	11:36:13.904
8	<u>1:49.207</u>	34.419	35.123	39.665	153.4	11:38:00.998	8	<u>1:58.247</u>	<u>34.760</u>	34.752	48.735	141.7	11:38:12.151
9	1:54.593	34.342	34.417	45.834	146.2	11:39:55.591	9	<u>1:48.178</u>	<u>34.585</u>	34.340	39.253	154.8	11:40:00.329
10	1:53.541	35.156	35.316	43.069	147.5	11:41:49.132	10	1:52.139	34.484	35.500	42.155	149.4	11:41:52.468
11	2:37.158	54.673	35.283	1:07.202	106.6	11:44:26.290	11	2:35.520	53.892	34.888	1:06.740	107.7	11:44:27.988
12	<u>1:49.648</u>	35.241	<u>34.944</u>	39.463	152.8	11:46:15.938	12	<u>1:50.092</u>	35.001	34.989	40.102	152.2	11:46:18.080
13	<u>2:17.455</u>	35.262	<u>39.701</u>	1:02.492	121.9	11:48:33.393	13	2:19.334	34.942	40.745	1:03.647	120.2	11:48:37.414
14	2:52.574	1:01.113	44.854	1:06.607	97.1	11:51:25.967	14	2:50.726	1:01.924	43.914	1:04.888	98.1	11:51:28.140
15	<u>1:50.483</u>	<u>35.515</u>	34.724	40.244	151.6	11:53:16.450	73	Fausto ARNAUDO					ARG
40	Kasper SCHORMANS					NLD		Monlau Motorsport					TATUUS T-421
	MP Motorsport					TATUUS T-421	1	2:32.708	49.882	46.823	56.003	109.7	11:06:23.618
1	2:11.603	37.251	39.794	54.558	127.3	11:06:02.513	2	2:47.011	1:09.930	42.349	54.732	100.3	11:09:10.629
2	2:50.886	1:08.958	47.155	54.773	98.0	11:08:53.399	3	3:33.362 B	1:03.485	52.174	1:37.703	78.5	11:12:43.991
3	3:02.360 B	1:01.289	50.345	1:10.726	91.9	11:11:55.759	4	17:10.291	...	36.088	52.358	16.3	11:29:54.282
4	17:40.865	...	45.676	54.107	15.8	11:29:36.624	5	2:42.091	49.343	43.006	1:09.742	103.3	11:32:36.373
5	2:52.237	48.489	45.543	1:18.205	97.3	11:32:28.861	6	<u>1:50.763</u>	<u>35.182</u>	35.565	40.016	151.2	11:34:27.136
6	1:48.278	35.045	34.455	38.778	154.7	11:34:17.139	7	1:48.212	34.496	34.770	38.946	154.8	11:36:15.348
7	1:47.848	34.622	34.466	38.760	155.3	11:36:04.987	8	<u>1:47.998</u>	33.871	34.745	39.382	155.1	11:38:03.346
8	1:46.752	33.858	34.305	38.589	156.9	11:37:51.739	9	<u>1:48.943</u>	<u>34.277</u>	34.389	40.277	153.8	11:39:52.289
9	<u>1:46.413</u>	<u>33.842</u>	34.096	38.475	157.4	11:39:38.152	10	1:50.745	34.215	34.448	42.082	151.3	11:41:43.034
10	1:48.187	33.823	34.299	40.065	154.8	11:41:26.339	11	2:42.261	54.629	37.355	1:10.277	103.2	11:44:25.295
11	2:55.427	55.933	43.911	1:15.583	95.5	11:44:21.766	12	1:50.335	35.316	34.858	40.161	151.8	11:46:15.630
12	1:48.065	34.631	34.612	38.822	155.0	11:46:09.831	13	2:15.564	34.549	38.568	1:02.447	123.6	11:48:31.194
13	2:13.440	33.931	37.085	1:02.424	125.5	11:48:23.271	14	2:54.317	1:01.186	45.168	1:07.963	96.1	11:51:25.511
14	2:59.191	58.831	47.315	1:13.045	93.5	11:51:22.462	15	<u>1:50.862</u>	<u>35.152</u>	<u>34.772</u>	40.938	151.1	11:53:16.373
15	1:49.443	35.373	35.015	39.055	153.1	11:53:11.905	77	Andrej PETROVIC					SRB
								T-Code by Amtog					TATUUS T-421
							1	2:09.708	36.404	38.959	54.345	129.1	11:06:00.618



F4Spain

ROUND 2 - PORTIMAO

Race 3

Sector Analysis

Lap under Red Flag — Invalidated Lap ■ Personal Best ■ Session Best B Crossing the pit lane

Lap	Time	Sector 1	Sector 2	Sector 3	Kph	Elapsed	Lap	Time	Sector 1	Sector 2	Sector 3	Kph	Elapsed
2	2:51.114	1:08.927	47.450	54.737	97.9	11:08:51.732	6	1:48.129	35.019	34.437	38.673	154.9	11:34:16.709
3	2:58.564 B	1:01.473	49.903	1:07.188	93.8	11:11:50.296	7	1:46.727	33.926	34.161	38.640	156.9	11:36:03.436
4	17:44.342	...	46.053	53.808	15.7	11:29:34.638	8	1:46.717	33.912	34.125	38.680	157.0	11:37:50.153
5	2:53.335	48.728	45.385	1:19.222	96.6	11:32:27.973	9	1:46.593	33.917	34.001	38.675	157.1	11:39:36.746
6	1:47.283	34.572	34.157	38.554	156.1	11:34:15.256	10	<u>1:48.407</u>	<u>33.973</u>	34.021	40.413	154.5	11:41:25.153
7	1:46.502	33.760	34.059	38.683	157.3	11:36:01.758	11	2:56.231	55.512	44.428	1:16.291	95.1	11:44:21.384
8	<u>1:46.534</u>	<u>33.838</u>	34.048	38.648	157.2	11:37:48.292	12	1:48.162	34.926	34.360	38.876	154.9	11:46:09.546
9	1:46.473	33.777	34.160	38.536	157.3	11:39:34.765	13	2:13.281	33.805	37.034	1:02.442	125.7	11:48:22.827
10	1:49.675	33.849	34.797	41.029	152.7	11:41:24.440	14	2:59.426	58.841	47.224	1:13.361	93.4	11:51:22.253
11	2:56.697	55.342	44.545	1:16.810	94.8	11:44:21.137	15	1:57.181	35.717	35.058	46.406	142.9	11:53:19.434
12	1:47.832	34.831	34.208	38.793	155.3	11:46:08.969							
13	2:13.466	33.859	37.162	1:02.445	125.5	11:48:22.435							
14	2:59.712	58.908	47.133	1:13.671	93.2	11:51:22.147							
15	1:47.890	34.856	34.229	38.805	155.3	11:53:10.037							

78 Maria NETO		PRT											
TC Racing		TATUUS T-421											
1	2:35.389	56.615	41.606	57.168	107.8	11:06:26.299							
2	2:45.604	1:08.799	41.950	54.855	101.1	11:09:11.903							
3	3:35.753 B	1:04.283	52.546	1:38.924	77.6	11:12:47.656							
4	17:08.095	...	35.747	50.198	16.3	11:29:55.751							
5	2:40.851	49.431	43.323	1:08.097	104.1	11:32:36.602							
6	<u>1:51.909</u>	<u>36.292</u>	35.502	40.115	149.7	11:34:28.511							
7	<u>1:49.191</u>	<u>35.110</u>	34.529	39.552	153.4	11:36:17.702							
8	1:49.274	34.485	35.085	39.704	153.3	11:38:06.976							
9	1:48.290	34.317	34.422	39.551	154.7	11:39:55.266							
10	1:52.790	34.346	34.479	43.965	148.5	11:41:48.056							
11	2:38.111	54.901	35.643	1:07.567	105.9	11:44:26.167							
12	<u>1:50.096</u>	<u>35.275</u>	35.306	39.515	152.1	11:46:16.263							
13	<u>2:20.330</u>	<u>35.906</u>	40.565	1:03.859	119.4	11:48:36.593							
14	2:50.531	1:01.675	43.485	1:05.371	98.2	11:51:27.124							
15	1:50.531	35.011	35.423	40.097	151.5	11:53:17.655							

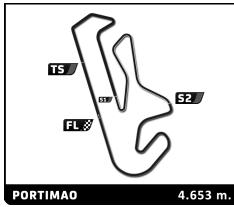
80 Sebastián FRIGOLET		MEX											
DXR		TATUUS T-421											
1	2:20.541	41.402	42.961	56.178	119.2	11:06:11.451							
2	2:47.934	1:08.233	45.779	53.922	99.7	11:08:59.385							
3	3:12.146 B	1:02.205	50.814	1:19.127	87.2	11:12:11.531							
4	17:31.726	...	44.210	54.258	15.9	11:29:43.257							
5	2:48.672	48.635	45.320	1:14.717	99.3	11:32:31.929							
6	1:49.164	34.810	34.888	39.466	153.4	11:34:21.093							
7	1:50.063	34.935	35.427	39.701	152.2	11:36:11.156							
8	<u>1:49.612</u>	34.803	<u>34.943</u>	39.866	152.8	11:38:00.768							
9	<u>1:51.503</u>	<u>34.349</u>			150.2	11:39:52.271							
10	1:51.945	34.675	34.382	42.888	149.6	11:41:44.216							
11	2:41.336	54.046	37.263	1:10.027	103.8	11:44:25.552							
12	<u>1:50.616</u>	<u>35.570</u>	<u>35.042</u>	40.004	151.4	11:46:16.168							
13	<u>2:17.878</u>	35.547	<u>39.600</u>	1:02.731	121.5	11:48:34.046							
14	2:52.316	1:01.045	44.826	1:06.445	97.2	11:51:26.362							

81 Noah MONTEIRO		PRT											
Griffin Core		TATUUS T-421											
1	2:11.129	36.915	39.550	54.664	127.7	11:06:02.039							
2	2:51.007	1:08.840	47.156	55.011	98.0	11:08:53.046							
3	3:01.753 B	1:01.189	50.118	1:10.446	92.2	11:11:54.799							
4	17:41.235	...	45.545	54.133	15.8	11:29:36.034							
5	2:52.546	48.580	45.421	1:18.545	97.1	11:32:28.580							

83 Alfons MIETTINEN		FIN											
GRS Team		TATUUS T-421											
1	2:28.077	43.998	48.218	55.861	113.1	11:06:18.987							
2	2:47.686	1:09.973	43.183	54.530	99.9	11:09:06.673							
3	3:27.589 B	1:03.330	51.318	1:32.941	80.7	11:12:34.262							
4	17:15.888	...	38.175	52.684	16.2	11:29:50.150							
5	2:44.697	49.408	43.332	1:11.957	101.7	11:32:34.847							
6	1:53.173	35.951	37.140	40.082	148.0	11:34:28.020							
7	<u>1:50.408</u>	<u>35.056</u>	34.944	40.408	151.7	11:36:18.428							
8	1:49.156	34.522	35.005	39.629	153.5	11:38:07.584							
9	1:48.738	34.461	34.795	39.482	154.0	11:39:56.322							

88 Miki BLASCOS		ESP											
Monlau Motorsport		TATUUS T-421											
1	2:18.120	40.414	42.136	55.570	121.3	11:06:09.030							
2	2:48.168	1:07.744	46.521	53.903	99.6	11:08:57.198							
3	3:09.149 B	1:01.961	51.204	1:15.984	88.6	11:12:06.347							
4	17:34.417	...	45.060	53.766	15.9	11:29:40.764							
5	2:49.964	48.381	46.215	1:15.368	98.6	11:32:30.728							
6	<u>1:49.283</u>	34.948	<u>34.515</u>	39.820	153.3	11:34:20.011							
7	<u>1:47.251</u>	<u>34.022</u>	34.168	39.061	156.2	11:36:07.262							
8	<u>1:47.267</u>	<u>34.078</u>	34.337	38.852	156.2	11:37:54.529							
9	1:47.145	33.960	34.122	39.063	156.3	11:39:41.674							
10	<u>1:50.654</u>	<u>34.399</u>	<u>34.691</u>	41.564	151.4	11:41:32.328							
11	2:50.435	53.488	42.785	1:14.162	98.3	11:44:22.763							
12	1:49.339	35.002	34.749	39.588	153.2	11:46:12.102							
13	2:13.864	34.857	36.744	1:02.263	125.1	11:48:25.966							
14	2:57.676	59.653	46.616	1:11.407	94.3	11:51:23.642							
15	1:50.359	35.206	34.933	40.220	151.8	11:53:14.001							

94 Jordan MOODLEY		ZAF											
G4 Racing		TATUUS T-421											
1	2:29.160	44.048	48.602	56.510	112.3	11:06:20.070							
2	2:47.064	1:09.444	43.013	54.607	100.3	11:09:07.134							
3	3:28.081 B	1:03.422	51.298	1:33.361	80.5	11:12:35.215							
4	17:15.578	...	37.914	52.695	16.2	11:29:50.793							
5	2:44.587	49.111	43.387	1:12.089	101.8	11:32:35.380							
6	1:53.636	35.997	36.676	40.963	147.4	11:34:29.016							
7	<u>1:51.775</u>	<u>36.632</u>	35.228	39.915	149.9	11:36:20.791							
8	1:48.495	34.569	34.575	39.351	154.4	11:38:09.286							
9	1:48.456	34.329	34.616	39.511	154.4	11:39:57.742							
10	1:53.555	34.390	36.742	42.423	147.5	11:41:51.297							
11	2:36.728	54.082	35.075	1:07.571	106.9	11:44:28.025							
12	1:50.324	35.407	34.768	40.149	151.8	11:46:18.349							
13	2:20.480	36.654	39.645	1:04.181	119.2	11:48:38.829							
14	2:49.644	1:02.070	43.519	1:04.055	98.7	11:51:28.473							



F4Spain

ROUND 2 - PORTIMAO

Race 3

Sector Analysis

Lap under Red Flag _ Invalidated Lap ■ Personal Best ■ Session Best B Crossing the pit lane

Lap	Time	Sector 1	Sector 2	Sector 3	Kph	Elapsed	Lap	Time	Sector 1	Sector 2	Sector 3	Kph	Elapsed	
15	1:51.176	35.467	34.636	41.073	150.7	11:53:19.649								
96	Andre RODRIGUEZ USA													
	GRS Team													TATUUS T-421
1	2:27.312	43.231	48.159	55.922	113.7	11:06:18.222								
2	2:47.771	1:09.780	43.302	54.689	99.8	11:09:05.993								
3	3:26.451 B	1:03.310	51.281	1:31.860	81.1	11:12:32.444								
4	17:16.652	...	38.565	52.593	16.2	11:29:49.096								
5	2:45.339	49.824	43.309	1:12.206	101.3	11:32:34.435								
6	1:52.503	36.494	35.146	40.863	148.9	11:34:26.938								
7	1:49.953	35.199	34.752	40.002	152.3	11:36:16.891								
8	<u>1:50.333</u>	35.041	<u>35.134</u>	40.158	151.8	11:38:07.224								
9	1:48.447	34.564	34.551	39.332	154.5	11:39:55.671								
10	2:21.718 B	35.177	58.167	48.374	118.2	11:42:17.389								