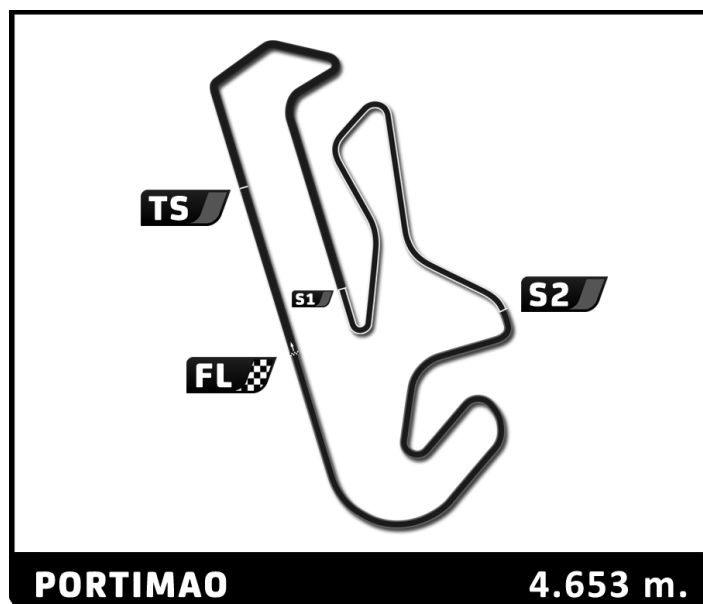
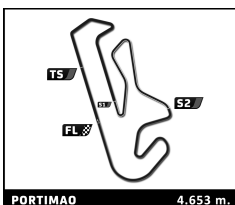


ROUND 2 - PORTIMAO

F4Spain
Results Booklet





F4Spain ROUND 2 - PORTIMAO Official Previous Test

Classification

No	Driver	Nat	Team	Car	Cl.	Time	Lap Total	Gap	Kph
1	38 Daniel KELLEHER	IRL	Campos Racing	TATUUS T-421	R	1:45.549	17 24	- -	158.7
2	40 Kasper SCHORMANS	NLD	MP Motorsport	TATUUS T-421	R	1:45.566	15 26	+0.017 +0.017	158.7
3	81 Noah MONTEIRO	PRT	Griffin Core	TATUUS T-421		1:45.654	16 22	+0.105 +0.088	158.5
4	37 Ty FISHER	CAN	Griffin Core	TATUUS T-421	R	1:45.694	24 24	+0.145 +0.040	158.5
5	21 Borys LYZEN	POL	KCL Motorsport	TATUUS T-421	R	1:45.759	23 23	+0.210 +0.065	158.4
6	22 Vivek KANTHAN	USA	Griffin Core	TATUUS T-421		1:45.875	19 23	+0.326 +0.116	158.2
7	23 Rocco CORONEL	NLD	MP Motorsport	TATUUS T-421	R	1:45.921	6 17	+0.372 +0.046	158.1
8	77 Andrej PETROVIC	SRB	T-Code by Amtog	TATUUS T-421		1:45.928	19 22	+0.379 +0.007	158.1
9	25 Aleix PIÑERA	ESP	Tecnicar	TATUUS T-421	R	1:45.988	10 20	+0.439 +0.060	158.0
10	46 Nathan TYE	GBR	Drivex	TATUUS T-421		1:45.991	17 22	+0.442 +0.003	158.0
11	8 Jacob MICALLEF	MLT	Campos Racing	TATUUS T-421	R	1:46.026	19 23	+0.477 +0.035	158.0
12	10 Luna FLUXÁ	ESP	Campos Racing	TATUUS T-421	R	1:46.053	17 22	+0.504 +0.027	157.9
13	88 Miki BLASCOS	ESP	Monlau Motorsport	TATUUS T-421	R	1:46.082	17 23	+0.533 +0.029	157.9
14	17 Nacho TUÑÓN	ESP	T-Code by Amtog	TATUUS T-421		1:46.229	18 23	+0.680 +0.147	157.7
15	18 Zoe FLORESCU	ROU	Tecnicar	TATUUS T-421	R	1:46.275	22 23	+0.726 +0.046	157.6
16	24 Beau LOWETTE	BEL	TC Racing	TATUUS T-421	R	1:46.383	20 23	+0.834 +0.108	157.5
17	44 Elliot KACZYNSKI	SWE	Drivex	TATUUS T-421		1:46.402	8 24	+0.853 +0.019	157.4
18	9 Jean Paul KARRAS	GRC	G4 Racing	TATUUS T-421		1:46.409	17 22	+0.860 +0.007	157.4
19	28 Max RADECK	PTR	DXR	TATUUS T-421	R	1:46.461	10 22	+0.912 +0.052	157.3
20	15 Jensen BURNETT	CAN	KCL Motorsport	TATUUS T-421	R	1:46.462	20 20	+0.913 +0.001	157.3
21	32 Simón BULBARELLA	ARG	Drivex	TATUUS T-421	R	1:46.473	17 22	+0.924 +0.011	157.3
22	27 Yuzuki SATO	JPN	Monlau Motorsport	TATUUS T-421	R	1:46.538	19 23	+0.989 +0.065	157.2
23	12 Philippe Armand KARRAS	GRC	G4 Racing	TATUUS T-421		1:46.600	19 22	+1.051 +0.062	157.1
24	7 Felipe REIJS	NLD	MP Motorsport	TATUUS T-421	R	1:46.606	18 23	+1.057 +0.006	157.1
25	73 Fausto ARNAUDO	ARG	Monlau Motorsport	TATUUS T-421	R	1:46.694	18 22	+1.145 +0.088	157.0
26	11 Rahim ALIBHAI	USA	Monlau Motorsport	TATUUS T-421	R	1:46.797	19 23	+1.248 +0.103	156.8
27	39 Louis COCHET	NLD	KCL Motorsport	TATUUS T-421	R	1:46.974	16 23	+1.425 +0.177	156.6
28	80 Sebastián FRIGOLET	MEX	DXR	TATUUS T-421	R	1:46.980	21 21	+1.431 +0.006	156.6
29	74 Pablo RICCOBONO	ESP	GRS Team	TATUUS T-421		1:47.081	17 20	+1.532 +0.101	156.4
30	5 Daniel MOTA	ESP	TC Racing	TATUUS T-421	R	1:47.130	18 23	+1.581 +0.049	156.4
31	96 Andre RODRIGUEZ	USA	GRS Team	TATUUS T-421	R	1:47.204	19 21	+1.655 +0.074	156.3
32	78 Maria NETO	PRT	TC Racing	TATUUS T-421	R	1:47.285	11 14	+1.736 +0.081	156.1
33	94 Jorden MOODLEY	ZAF	G4 Racing	TATUUS T-421		1:47.754	22 22	+2.205 +0.469	155.5
34	83 Alfons MIETTINEN	FIN	GRS Team	TATUUS T-421		1:47.861	21 22	+2.312 +0.107	155.3
35	13 Rodrigo MARTÍNEZ	MEX	Tecnicar	TATUUS T-421	R	1:48.234	17 24	+2.685 +0.373	154.8
36	71 Sam URUS	MCO	DXR	TATUUS T-421		1:48.395	7 20	+2.846 +0.161	154.5

Fastest Lap: Lap 17 Daniel KELLEHER 1:45.549 158.7 Kph

Published at: 11:15

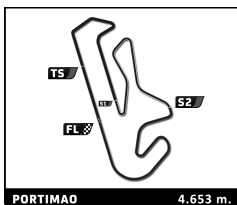
Track Status: **DRY**

Race Director:
Luis GONZÁLEZ



Timekeeper:
Alberto ESTÉBANEZ





F4Spain

ROUND 2 - PORTIMAO



Official Previous Test

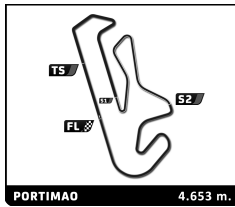
Classification by Class

No	Driver	Nat	Team	Car	Time	Lap Total	Gap	Kph
R								
1	38 Daniel KELLEHER	IRL	Campos Racing	TATUUS T-421	1:45.549	17 24		158.7
2	40 Kasper SCHORMANS	NLD	MP Motorsport	TATUUS T-421	1:45.566	15 26	+0.017 +0.017	158.7
3	37 Ty FISHER	CAN	Griffin Core	TATUUS T-421	1:45.694	24 24	+0.145 +0.128	158.5
4	21 Borys LYZEN	POL	KCL Motorsport	TATUUS T-421	1:45.759	23 23	+0.210 +0.065	158.4
5	23 Rocco CORONEL	NLD	MP Motorsport	TATUUS T-421	1:45.921	6 17	+0.372 +0.162	158.1
6	25 Aleix PIÑERA	ESP	Tecnicar	TATUUS T-421	1:45.988	10 20	+0.439 +0.067	158.0
7	8 Jacob MICALLEF	MLT	Campos Racing	TATUUS T-421	1:46.026	19 23	+0.477 +0.038	158.0
8	10 Luna FLUXÁ	ESP	Campos Racing	TATUUS T-421	1:46.053	17 22	+0.504 +0.027	157.9
9	88 Miki BLASCOS	ESP	Monlau Motorsport	TATUUS T-421	1:46.082	17 23	+0.533 +0.029	157.9
10	18 Zoe FLORESCU	ROU	Tecnicar	TATUUS T-421	1:46.275	22 23	+0.726 +0.193	157.6
11	24 Beau LOWETTE	BEL	TC Racing	TATUUS T-421	1:46.383	20 23	+0.834 +0.108	157.5
12	44 Elliot KACZYNSKI	SWE	Drivex	TATUUS T-421	1:46.402	8 24	+0.853 +0.019	157.4
13	28 Max RADECK	PTR	DXR	TATUUS T-421	1:46.461	10 22	+0.912 +0.059	157.3
14	15 Jensen BURNETT	CAN	KCL Motorsport	TATUUS T-421	1:46.462	20 20	+0.913 +0.001	157.3
15	32 Simón BULBARELLA	ARG	Drivex	TATUUS T-421	1:46.473	17 22	+0.924 +0.011	157.3
16	27 Yuzuki SATO	JPN	Monlau Motorsport	TATUUS T-421	1:46.538	19 23	+0.989 +0.065	157.2
17	7 Felipe REIJS	NLD	MP Motorsport	TATUUS T-421	1:46.606	18 23	+1.057 +0.068	157.1
18	73 Fausto ARNAUDO	ARG	Monlau Motorsport	TATUUS T-421	1:46.694	18 22	+1.145 +0.088	157.0
19	11 Rahim ALIBHAI	USA	Monlau Motorsport	TATUUS T-421	1:46.797	19 23	+1.248 +0.103	156.8
20	39 Louis COCHET	NLD	KCL Motorsport	TATUUS T-421	1:46.974	16 23	+1.425 +0.177	156.6
21	80 Sebastián FRIGOLET	MEX	DXR	TATUUS T-421	1:46.980	21 21	+1.431 +0.006	156.6
22	5 Daniel MOTA	ESP	TC Racing	TATUUS T-421	1:47.130	18 23	+1.581 +0.150	156.4
23	96 Andre RODRIGUEZ	USA	GRS Team	TATUUS T-421	1:47.204	19 21	+1.655 +0.074	156.3
24	78 Maria NETO	PRT	TC Racing	TATUUS T-421	1:47.285	11 14	+1.736 +0.081	156.1
25	13 Rodrigo MARTÍNEZ	MEX	Tecnicar	TATUUS T-421	1:48.234	17 24	+2.685 +0.949	154.8

Published at:11:15.....

Track Status: **DRY**

Race Director: Luis GONZÁLEZ 	Timekeeper: Alberto ESTÉBANEZ 
---	--



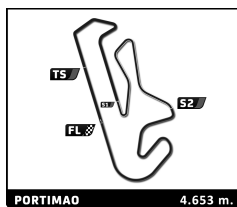
F4Spain

ROUND 2 - PORTIMAO

Official Previous Test

Best Top Speed


No Driver	Team	Class	Top 1		Top 2		Top 3		Top 4		Top 5		Avg
			Kph	Lap	Kph	Lap	Kph	Lap	Kph	Lap	Kph	Lap	
81 Noah MONTEIRO	Griffin Core		235.8	20	232.8	21	229.8	19	227.8	17	227.8	6	230,8
23 Rocco CORONEL	MP Motorsport	R	234.8	6	233.3	15	227.8	14	227.8	13	227.8	12	230,3
38 Daniel KELLEHER	Campos Racing	R	234.3	21	230.8	22	228.8	19	228.8	18	228.8	16	230,3
22 Vivek KANTHAN	Griffin Core		233.8	20	229.3	22	228.3	17	227.8	18	227.4	5	229,3
40 Kasper SCHORMANS	MP Motorsport	R	233.8	25	231.3	26	231.3	4	229.8	24	228.3	23	230,9
9 Jean Paul KARRAS	G4 Racing		232.8	16	232.3	5	230.8	15	230.3	17	229.3	18	231,1
37 Ty FISHER	Griffin Core	R	232.8	21	232.3	22	232.3	19	230.8	20	229.8	24	231,6
12 Philippe Armand KARRAS	G4 Racing		232.3	15	230.8	16	230.3	17	230.3	5	229.3	18	230,6
18 Zoe FLORESCU	Tecnicar	R	232.3	16	229.8	17	228.8	23	228.3	22	228.3	6	229,5
10 Luna FLUXÁ	Campos Racing	R	231.8	16	230.8	15	230.8	5	229.3	14	228.3	18	230,2
28 Max RADECK	DXR	R	231.8	7	227.8	3	227.4	21	227.4	8	226.9	6	228,3
88 Miki BLASCOS	Monlau Motorsport	R	231.8	19	228.8	18	227.8	17	226.9	16	226.4	15	228,3
24 Beau LOWETTE	TC Racing	R	231.3	14	230.8	16	230.3	15	229.8	17	229.3	21	230,3
44 Elliot KACZYNSKI	Drivex	R	231.3	11	229.3	23	229.3	9	227.8	24	226.9	22	228,9
17 Nacho TUÑÓN	T-Code by Amtog		230.3	22	230.3	20	228.8	23	228.3	21	227.8	11	229,1
32 Simón BULBARELLA	Drivex	R	230.3	22	228.8	4	227.4	5	227.4	6	227.4	7	228,3
27 Yuzuki SATO	Monlau Motorsport	R	229.8	15	228.8	19	228.8	17	228.8	14	228.3	16	228,9
83 Alfons MIETTINEN	GRS Team		229.8	11	229.3	16	228.8	17	228.3	15	227.4	5	228,7
7 Felipe REIJS	MP Motorsport	R	229.3	22	229.3	6	225.5	10	224.5	11	224.1	17	226,5
15 Jensen BURNETT	KCL Motorsport	R	229.3	14	225.9	16	225.9	13	225.5	17	225.0	20	226,3
39 Louis COCHET	KCL Motorsport	R	229.3	23	228.8	20	228.3	22	228.3	21	225.9	8	228,1
94 Jordan MOODLEY	G4 Racing		229.3	7	228.8	10	228.3	5	227.8	4	227.4	8	228,3
8 Jacob MICALLEF	Campos Racing	R	228.8	14	228.8	9	228.3	5	227.8	6	227.8	4	228,3
11 Rahim ALIBHAI	Monlau Motorsport	R	228.8	7	227.8	23	227.8	14	227.4	18	227.4	17	227,8
77 Andrej PETROVIC	T-Code by Amtog		228.8	20	227.8	7	226.9	19	226.9	8	226.4	21	227,4
46 Nathan TYE	Drivex		228.3	10	227.8	11	227.4	7	225.9	8	225.9	18	227,1
21 Borys LYZEN	KCL Motorsport	R	227.8	20	227.8	16	226.9	23	226.4	19	225.9	10	227,0
25 Aleix PIÑERA	Tecnicar	R	227.8	6	226.4	9	226.4	7	225.5	19	225.0	5	226,2
73 Fausto ARNAUDO	Monlau Motorsport	R	227.8	14	226.9	19	226.4	20	226.4	17	225.9	4	226,7
78 Maria NETO	TC Racing	R	226.9	10	225.0	12	225.0	9	224.5	14	223.6	13	225,0
5 Daniel MOTA	TC Racing	R	225.9	21	225.0	19	224.1	7	224.1	8	224.1	16	224,6
80 Sebastián FRIGOLET	DXR	R	225.9	6	225.5	8	225.0	21	225.0	13	225.0	3	225,3
96 Andre RODRIGUEZ	GRS Team	R	225.9	20	225.9	19	225.9	18	225.5	9	225.5	16	225,7
71 Sam URUS	DXR		225.5	19	225.0	3	224.5	8	224.1	20	224.1	7	224,6
74 Pablo RICCOBONO	GRS Team		225.5	18	225.5	16	225.0	20	225.0	15	224.5	8	225,1
13 Rodrigo MARTÍNEZ	Tecnicar	R	225.0	11	225.0	7	224.5	18	224.5	17	223.6	16	224,5



F4Spain ROUND 2 - PORTIMAO Official Previous Test

Best Sector Times

Sector 1			Sector 2			Sector 3			Ideal Lap	Best Lap
Pos	No Driver	Time	No Driver	Time	No Driver	Time	Pos	No Driver		
1	37 T.FISHER	33.465	38 D.KELLEHER	33.590	40 K.SCHORMANS	38.326	1	38 D.KELLEHER	1:45.434	1:45.549 (1)
2	38 D.KELLEHER	33.507	81 N.MONTEIRO	33.618	38 D.KELLEHER	38.337	2	81 N.MONTEIRO	1:45.517	1:45.654 (3)
3	81 N.MONTEIRO	33.511	28 M.RADECK	33.640	21 B.LYZEN	38.347	3	40 K.SCHORMANS	1:45.559	1:45.566 (2)
4	22 V.KANTHAN	33.528	22 V.KANTHAN	33.646	81 N.MONTEIRO	38.388	4	21 B.LYZEN	1:45.602	1:45.759 (5)
5	21 B.LYZEN	33.538	8 J.MICALLEF	33.650	37 T.FISHER	38.466	5	37 T.FISHER	1:45.632	1:45.694 (4)
6	40 K.SCHORMANS	33.579	25 A.PIÑERA	33.650	46 N.TYE	38.482	6	22 V.KANTHAN	1:45.666	1:45.875 (6)
7	77 A.PETROVIC	33.603	40 K.SCHORMANS	33.654	22 V.KANTHAN	38.492	7	25 A.PIÑERA	1:45.830	1:45.988 (9)
8	23 R.CORONEL	33.619	23 R.CORONEL	33.692	8 J.MICALLEF	38.495	8	23 R.CORONEL	1:45.841	1:45.921 (7)
9	25 A.PIÑERA	33.631	18 Z.FLORESCU	33.698	10 L.FLUXÁ	38.522	9	8 J.MICALLEF	1:45.847	1:46.026 (11)
10	24 B.LOWETTE	33.645	46 N.TYE	33.700	77 A.PETROVIC	38.526	10	77 A.PETROVIC	1:45.868	1:45.928 (8)
11	88 M.BLASCOS	33.652	37 T.FISHER	33.701	23 R.CORONEL	38.530	11	46 N.TYE	1:45.892	1:45.991 (10)
12	17 N.TUÑÓN	33.688	88 M.BLASCOS	33.717	25 A.PIÑERA	38.549	12	88 M.BLASCOS	1:45.926	1:46.082 (13)
13	8 J.MICALLEF	33.702	21 B.LYZEN	33.717	88 M.BLASCOS	38.557	13	10 L.FLUXÁ	1:45.971	1:46.053 (12)
14	46 N.TYE	33.710	10 L.FLUXÁ	33.730	9 J.KARRAS	38.598	14	28 M.RADECK	1:46.048	1:46.461 (19)
15	10 L.FLUXÁ	33.719	77 A.PETROVIC	33.739	17 N.TUÑÓN	38.618	15	24 B.LOWETTE	1:46.061	1:46.383 (16)
16	28 M.RADECK	33.724	24 B.LOWETTE	33.761	18 Z.FLORESCU	38.633	16	18 Z.FLORESCU	1:46.066	1:46.275 (15)
17	44 E.KACZYNSKI	33.731	12 P.KARRAS	33.786	44 E.KACZYNSKI	38.644	17	17 N.TUÑÓN	1:46.157	1:46.229 (14)
18	18 Z.FLORESCU	33.735	32 S.BULBARELLA	33.800	24 B.LOWETTE	38.655	18	12 P.KARRAS	1:46.201	1:46.600 (23)
19	12 P.KARRAS	33.747	15 J.BURNETT	33.810	12 P.KARRAS	38.668	19	9 J.KARRAS	1:46.277	1:46.409 (18)
20	15 J.BURNETT	33.790	7 F.REIJS	33.840	15 J.BURNETT	38.681	20	15 J.BURNETT	1:46.281	1:46.462 (20)
21	9 J.KARRAS	33.833	9 J.KARRAS	33.846	32 S.BULBARELLA	38.683	21	44 E.KACZYNSKI	1:46.283	1:46.402 (17)
22	73 F.ARNAUDO	33.847	17 N.TUÑÓN	33.851	28 M.RADECK	38.684	22	32 S.BULBARELLA	1:46.335	1:46.473 (21)
23	32 S.BULBARELLA	33.852	74 P.RICCOBONO	33.879	27 Y.SATO	38.689	23	7 F.REIJS	1:46.418	1:46.606 (24)
24	7 F.REIJS	33.882	27 Y.SATO	33.890	7 F.REIJS	38.696	24	27 Y.SATO	1:46.462	1:46.538 (22)
25	27 Y.SATO	33.883	11 R.ALIBHAI	33.898	74 P.RICCOBONO	38.722	25	74 P.RICCOBONO	1:46.559	1:47.081 (29)
26	5 D.MOTA	33.890	44 E.KACZYNSKI	33.908	39 L.COCHET	38.725	26	11 R.ALIBHAI	1:46.655	1:46.797 (26)
27	39 L.COCHET	33.918	73 F.ARNAUDO	34.020	73 F.ARNAUDO	38.816	27	39 L.COCHET	1:46.674	1:46.974 (27)
28	11 R.ALIBHAI	33.925	78 M.NETO	34.022	11 R.ALIBHAI	38.832	28	73 F.ARNAUDO	1:46.683	1:46.694 (25)
29	80 S.FRIGOLET	33.942	39 L.COCHET	34.031	80 S.FRIGOLET	38.860	29	80 S.FRIGOLET	1:46.906	1:46.980 (28)
30	74 P.RICCOBONO	33.958	80 S.FRIGOLET	34.104	96 A.RODRIGUEZ	38.882	30	5 D.MOTA	1:46.926	1:47.130 (30)
31	96 A.RODRIGUEZ	34.027	5 D.MOTA	34.122	5 D.MOTA	38.914	31	96 A.RODRIGUEZ	1:47.091	1:47.204 (31)
32	94 J.MOODLEY	34.122	94 J.MOODLEY	34.126	78 M.NETO	38.979	32	78 M.NETO	1:47.234	1:47.285 (32)
33	71 S.URUS	34.128	96 A.RODRIGUEZ	34.182	94 J.MOODLEY	39.069	33	94 J.MOODLEY	1:47.317	1:47.754 (33)
34	78 M.NETO	34.233	13 R.MARTÍNEZ	34.219	83 A.MIETTINEN	39.086	34	71 S.URUS	1:47.502	1:48.395 (36)
35	83 A.MIETTINEN	34.244	71 S.URUS	34.270	71 S.URUS	39.104	35	83 A.MIETTINEN	1:47.775	1:47.861 (34)
36	13 R.MARTÍNEZ	34.326	83 A.MIETTINEN	34.445	13 R.MARTÍNEZ	39.287	36	13 R.MARTÍNEZ	1:47.832	1:48.234 (35)



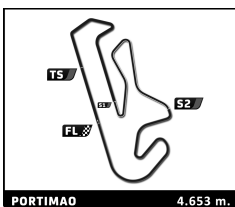
F4Spain

ROUND 2 - PORTIMAO

Official Previous Test





Fastest Lap Sequence

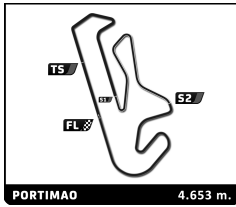
Elapsed	No	Driver	Team	Car	Class	Time	Kph	Lap
4:02.670	74	Pablo RICCOBONO	GRS Team	TATUUS T-421		1:54.333	146.5	2
4:13.701	32	Simón BULBARELLA	Drivex	TATUUS T-421	R	1:54.244	146.6	2
4:14.121	28	Max RADECK	DXR	TATUUS T-421	R	1:53.820	147.2	2
5:52.575	74	Pablo RICCOBONO	GRS Team	TATUUS T-421		1:49.905	152.4	3
6:01.979	46	Nathan TYE	Drivex	TATUUS T-421		1:49.720	152.7	3
6:02.598	44	Elliot KACZYNSKI	Drivex	TATUUS T-421	R	1:49.399	153.1	3
6:03.530	40	Kasper SCHORMANS	MP Motorsport	TATUUS T-421	R	1:48.054	155.0	3
7:50.597	40	Kasper SCHORMANS	MP Motorsport	TATUUS T-421	R	1:47.067	156.5	4
9:37.335	40	Kasper SCHORMANS	MP Motorsport	TATUUS T-421	R	1:46.738	156.9	5
11:27.422	44	Elliot KACZYNSKI	Drivex	TATUUS T-421	R	1:46.599	157.1	6
12:37.851	21	Borys LYZEN	KCL Motorsport	TATUUS T-421	R	1:46.382	157.5	5
14:23.979	21	Borys LYZEN	KCL Motorsport	TATUUS T-421	R	1:46.128	157.8	6
15:13.912	25	Aleix PIÑERA	Tecnicar	TATUUS T-421	R	1:46.121	157.8	6
16:10.062	21	Borys LYZEN	KCL Motorsport	TATUUS T-421	R	1:46.083	157.9	7
19:42.234	21	Borys LYZEN	KCL Motorsport	TATUUS T-421	R	1:45.976	158.1	9
21:12.184	23	Rocco CORONEL	MP Motorsport	TATUUS T-421	R	1:45.921	158.1	6
35:25.303	40	Kasper SCHORMANS	MP Motorsport	TATUUS T-421	R	1:45.714	158.5	14
37:10.869	40	Kasper SCHORMANS	MP Motorsport	TATUUS T-421	R	1:45.566	158.7	15
48:54.873	38	Daniel KELLEHER	Campos Racing	TATUUS T-421	R	1:45.549	158.7	17



F4Spain
ROUND 2 - PORTIMAO
Official Previous Test

Flag Analysis

Flag	Time
	GREEN FLAG 10:10:00.000
	RED FLAG 10:33:10.229
	GREEN FLAG 10:38:00.516
	CHEQUERED FLAG 11:10:00.000

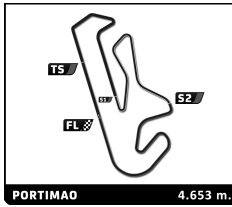


F4Spain ROUND 2 - PORTIMAO Official Previous Test

Sector Analysis

Lap under Red Flag — Invalidated Lap ■ Personal Best ■ Session Best B Crossing the pit lane

Lap	Time	Sector 1	Sector 2	Sector 3	Kph	Elapsed	Lap	Time	Sector 1	Sector 2	Sector 3	Kph	Elapsed
5 Daniel MOTA ESP							3	1:52.806	36.734	35.757	40.315	148.5	10:20:23.315
TC Racing TATUUS T-421							4	<u>1:48.248</u>	<u>34.232</u>	34.243	39.773	154.7	10:22:11.563
1	3:27.597	1:51.513	46.670	49.414	80.7	10:13:27.597	5	1:47.101	34.006	34.133	38.962	156.4	10:23:58.664
2	1:56.861	38.612	37.461	40.788	143.3	10:15:24.458	6	1:46.461	33.832	33.845	38.784	157.3	10:25:45.125
3	1:53.869	36.400	38.110	39.359	147.1	10:17:18.327	7	1:46.444	33.890	33.882	38.672	157.4	10:27:31.569
4	1:48.533	34.611	34.553	39.369	154.3	10:19:06.860	8	1:46.558	33.913	33.913	38.732	157.2	10:29:18.127
5	1:47.937	34.417	34.487	39.033	155.2	10:20:54.797	9	1:46.932	33.702	33.765	39.465	156.6	10:31:05.059
6	1:47.685	34.327	34.369	38.989	155.6	10:22:42.482	10	1:47.944	33.877	35.112	38.955	155.2	10:32:53.003
7	<u>1:47.532</u>	<u>34.167</u>	34.196	39.169	155.8	10:24:30.014	11	1:59.180 B	34.627	35.256	49.297	140.6	10:34:52.183
8	1:47.623	34.246	34.165	39.212	155.6	10:26:17.637	12	14:57.694	...	38.638	42.395	18.7	10:49:49.877
9	1:47.785	34.303	34.182	39.300	155.4	10:28:05.422	13	1:54.481	37.163	36.347	40.971	146.3	10:51:44.358
10	1:55.696	34.573	40.966	40.157	144.8	10:30:01.118	14	1:58.837 B	35.689	35.180	47.968	141.0	10:53:43.195
11	1:55.926 B	34.470	34.511	46.945	144.5	10:31:57.044	15	2:10.705	57.733	34.041	38.931	128.2	10:55:53.900
12	17:02.958	...	37.131	39.631	16.4	10:49:00.002	16	1:46.286	33.844	33.820	38.622	157.6	10:57:40.186
13	1:53.091	36.021	37.100	39.970	148.1	10:50:53.093	17	1:46.067	33.738	33.658	38.671	157.9	10:59:26.253
14	<u>1:48.277</u>	<u>34.372</u>	34.457	39.448	154.7	10:52:41.370	18	<u>1:46.195</u>	<u>33.704</u>	<u>33.809</u>	38.682	157.7	11:01:12.448
15	1:47.686	34.394	34.122	39.170	155.6	10:54:29.056	19	1:46.026	33.820	33.711	38.495	158.0	11:02:58.474
16	1:54.883 B	34.137	34.203	46.543	145.8	10:56:23.939	20	1:46.165	33.714	33.760	38.691	157.8	11:04:44.639
17	2:43.502	1:30.095	34.328	39.079	102.5	10:59:07.441	21	<u>1:46.076</u>	<u>33.546</u>	33.650	38.880	157.9	11:06:30.715
18	1:47.130	34.045	34.171	38.914	156.4	11:00:54.571	22	<u>1:46.520</u>	33.805	33.903	38.812	157.3	11:08:17.235
19	1:47.227	34.071	34.137	39.019	156.2	11:02:41.798	23	<u>1:53.486 B</u>	<u>34.036</u>	<u>33.985</u>	45.465	147.6	11:10:10.721
20	1:47.202	33.890	34.266	39.046	156.3	11:04:29.000							
21	1:57.227 B	34.084	36.427	46.716	142.9	11:06:26.227							
22	3:09.142 B	1:45.476	35.989	47.677	88.6	11:09:35.369							
23	2:34.300 B	1:08.441	36.290	49.569	108.6	11:12:09.669							
7 Felipe REIJS NLD													
MP Motorsport TATUUS T-421													
1	4:02.443	2:42.584	38.458	41.401	69.1	10:14:02.443							
2	1:51.446	37.073	34.926	39.447	150.3	10:15:53.889							
3	1:48.819	35.189	34.440	39.190	153.9	10:17:42.708							
4	1:47.783	34.487	34.356	38.940	155.4	10:19:30.491							
5	1:47.291	34.311	34.228	38.752	156.1	10:21:17.782							
6	<u>1:47.387</u>	34.369	<u>33.936</u>	39.082	156.0	10:23:05.169							
7	1:46.709	34.056	33.957	38.696	157.0	10:24:51.878							
8	1:46.765	34.034	33.874	38.857	156.9	10:26:38.643							
9	1:46.960	34.095	33.937	38.928	156.6	10:28:25.603							
10	1:47.239	34.125	34.143	38.971	156.2	10:30:12.842							
11	1:46.867	34.042	34.121	38.704	156.7	10:31:59.709							
12	1:56.353 B	34.307	34.085	47.961	144.0	10:33:56.062							
13	19:26.006	...	40.005	48.597	14.4	10:53:22.068							
14	1:50.945	36.608	34.909	39.428	151.0	10:55:13.013							
15	1:47.583	34.413	34.290	38.880	155.7	10:57:00.596							
16	1:46.825	34.123	33.977	38.725	156.8	10:58:47.421							
17	1:46.672	34.022	33.840	38.810	157.0	11:00:34.093							
18	1:46.606	33.936	33.945	38.725	157.1	11:02:20.699							
19	1:46.747	34.042	33.851	38.854	156.9	11:04:07.446							
20	1:46.873	34.067	33.949	38.857	156.7	11:05:54.319							
21	1:57.300	40.222	38.193	38.885	142.8	11:07:51.619							
22	1:47.044	33.882	33.876	39.286	156.5	11:09:38.663							
23	1:59.767 B	34.900	34.706	50.161	139.9	11:11:38.430							
9 Jean Paul KARRAS GRC													
G4 Racing TATUUS T-421													
1	6:37.408	5:18.194	38.679	40.535	42.2	10:16:37.408							
2	1:54.853	36.260	37.533	41.060	145.8	10:18:32.261							
3	1:52.877	36.299	35.768	40.810	148.4	10:20:25.138							
4	1:47.966	34.364	34.514	39.088	155.1	10:22:13.104							
5	1:47.350	34.130	34.120	39.100	156.0	10:24:00.454							
6	<u>1:47.051</u>	<u>34.078</u>	34.052	38.921	156.5	10:25:47.505							
7	1:47.037	34.082	34.008	38.947	156.5	10:27:34.542							
8	1:47.106	34.096	34.158	38.852	156.4	10:29:21.648							
9	1:47.012	34.026	34.078	38.908	156.5	10:31:08.660							
10	1:47.056	34.057	34.033	38.966	156.5	10:32:55.716							
11	2:02.007 B	35.195	36.259	50.553	137.3	10:34:57.723							
12	14:56.522	...	36.717	39.952	18.7	10:49:54.245							
13	1:51.367	35.687	35.399	40.281	150.4	10:51:45.612							
14	<u>1:50.704</u>	<u>35.704</u>	35.111	39.889	151.3	10:53:36.316							
15	1:49.123	35.381	34.929	38.813	153.5	10:55:25.439							
16	1:46.854	33.976	34.076	38.802	156.8	10:57:12.293							
17	1:46.409	33.833	33.978	38.598	157.4	10:58:58.702							
18	<u>1:46.884</u>	<u>33.911</u>	34.018	38.955	156.7	11:00:45.586							
19	1:47.070	33.946	33.846	39.278	156.4	11:02:32.656							
20	1:48.473	34.358	34.469	39.646	154.4	11:04:21.129							
21	1:46.966	34.087	34.015	38.864	156.6	11:06:08.095							
22	1:55.052 B	34.010	33.948	47.094	145.6	11:08:03.147							
10 Luna FLUXÁ ESP													
Campos Racing TATUUS T-421													
1	6:34.444	5:12.690	39.136	42.618	42.5	10:16:34.444							
2	1:56.904	37.450	37.828	41.626	143.3	10:18:31.348							
3	1:52.588	36.291	35.767	40.530	148.8	10:20:23.936							
4	1:48.039	34.329	34.470	39.240	155.0	10:22:11.975							
5	1:47.831	34.100	34.254	39.477	155.3	10:23:59.806							
6	1:47.060	33.953	34.186	38.921	156.5	10:25:46.866							
7	1:47.069	34.155	34.092	38.822	156.4	10:27:33.935							
8	<u>1:46.994</u>	<u>34.118</u>	34.065	38.811	156.6	10:29:20.929							
8 Jacob MICALLEF MLT													
Campos Racing TATUUS T-421													
1	6:34.190	5:13.676	38.504	42.010	42.5	10:16:34.190							
2	1:56.319	37.232	37.821	41.266	144.0	10:18:30.509							



F4Spain ROUND 2 - PORTIMAO Official Previous Test

Sector Analysis

Lap under Red Flag — Invalidated Lap ■ Personal Best ■ Session Best B Crossing the pit lane

Lap	Time	Sector 1	Sector 2	Sector 3	Kph	Elapsed	Lap	Time	Sector 1	Sector 2	Sector 3	Kph	Elapsed
9	1:46.889	34.018	34.033	38.838	156.7	10:31:07.818	15	1:46.682	34.022	33.881	38.779	157.0	10:56:35.923
10	1:46.929	34.078	34.029	38.822	156.7	10:32:54.747	16	<u>1:46.480</u>	<u>33.911</u>	33.901	38.668	157.3	10:58:22.403
11	2:00.883 B	35.455	36.066	49.362	138.6	10:34:55.630	17	<u>1:46.572</u>	<u>33.848</u>	33.870	38.854	157.2	11:00:08.975
12	14:55.513	...	37.682	42.354	18.7	10:49:51.143	18	1:46.698	33.874	33.964	38.860	157.0	11:01:55.673
13	1:53.753	36.503	36.438	40.812	147.3	10:51:44.896	19	1:46.600	33.935	33.880	38.785	157.1	11:03:42.273
14	1:50.486	35.070	35.055	40.361	151.6	10:53:35.382	20	1:47.340	34.333	33.990	39.017	156.1	11:05:29.613
15	1:49.153	34.995	34.504	39.654	153.5	10:55:24.535	21	1:46.691	33.877	33.786	39.028	157.0	11:07:16.304
16	<u>1:46.727</u>	<u>33.790</u>	33.788	39.149	156.9	10:57:11.262	22	1:55.160 B	33.747	34.228	47.185	145.5	11:09:11.464
17	1:46.053	33.719	33.812	38.522	157.9	10:58:57.315							
18	1:46.146	<u>33.747</u>	33.840	38.559	157.8	11:00:43.461							
19	1:46.452	33.967	33.806	38.679	157.4	11:02:29.913							
20	1:46.376	33.845	33.730	38.801	157.5	11:04:16.289							
21	1:46.322	33.810	33.808	38.704	157.5	11:06:02.611							
22	<u>1:54.930 B</u>	<u>33.798</u>	33.754	47.378	145.7	11:07:57.541							

11 **Rahim ALIBHAI** USA
Monlau Motorsport TATUUS T-421

1	2:12.347 B	43.723	37.370	51.254	126.6	10:12:12.347
2	5:19.299	4:03.750	35.595	39.954	52.5	10:17:31.646
3	1:51.529	36.900	35.214	39.415	150.2	10:19:23.175
4	1:47.870	34.657	34.182	39.031	155.3	10:21:11.045
5	1:47.443	34.250	34.063	39.130	155.9	10:22:58.488
6	1:47.265	34.122	34.159	38.984	156.2	10:24:45.753
7	<u>1:48.198</u>	34.743	<u>34.312</u>	39.143	154.8	10:26:33.951
8	1:47.412	34.119	33.976	39.317	155.9	10:28:21.363
9	1:47.469	34.280	34.187	39.002	155.9	10:30:08.832
10	1:47.219	34.117	34.108	38.994	156.2	10:31:56.051
11	1:57.941 B	34.460	34.102	49.379	142.0	10:33:53.992
12	15:53.750	...	40.009	43.324	17.6	10:49:47.742
13	1:57.732	39.369	37.327	41.036	142.3	10:51:45.474
14	1:54.667	35.737	35.196	43.734	146.1	10:53:40.141
15	1:55.359	34.244	39.687	41.428	145.2	10:55:35.500
16	1:46.924	33.971	34.121	38.832	156.7	10:57:22.424
17	<u>1:53.226</u>	<u>33.832</u>	40.415	38.979	147.9	10:59:15.650
18	<u>1:47.142</u>	<u>34.257</u>	34.030	38.855	156.3	11:01:02.792
19	1:46.797	33.933	33.933	38.931	156.8	11:02:49.589
20	1:46.929	33.925	33.974	39.030	156.7	11:04:36.518
21	1:46.823	33.939	33.898	38.986	156.8	11:06:23.341
22	<u>1:49.374</u>	34.159	<u>36.133</u>	39.082	153.2	11:08:12.715
23	<u>1:47.300</u>	<u>33.928</u>	33.973	39.399	156.1	11:10:00.015

12 **Philippe Armand KARRAS** GRC
G4 Racing TATUUS T-421

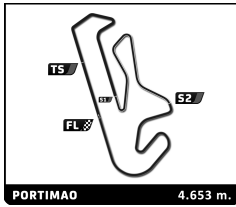
1	6:36.769	5:17.388	38.669	40.712	42.2	10:16:36.769
2	1:55.015	36.269	37.602	41.144	145.6	10:18:31.784
3	1:52.564	36.311	35.631	40.622	148.8	10:20:24.348
4	1:48.486	34.696	34.491	39.299	154.4	10:22:12.834
5	1:49.227	35.389	34.326	39.512	153.4	10:24:02.061
6	1:47.937	34.537	34.095	39.305	155.2	10:25:49.998
7	1:47.967	34.377	34.309	39.281	155.1	10:27:37.965
8	<u>1:48.016</u>	<u>34.327</u>	34.215	39.474	155.1	10:29:25.981
9	1:48.135	34.493	34.461	39.181	154.9	10:31:14.116
10	1:47.583	34.168	34.313	39.102	155.7	10:33:01.699
11	2:06.764 B	35.954	38.312	52.498	132.1	10:35:08.463
12	16:00.708	...	38.843	41.291	17.4	10:51:09.171
13	1:51.947	36.893	35.563	39.491	149.6	10:53:01.118
14	1:48.123	34.528	34.149	39.446	154.9	10:54:49.241

13 **Rodrigo MARTÍNEZ** MEX
Tecnicar TATUUS T-421

1	3:36.510	2:13.520	40.120	42.870	77.4	10:13:36.510
2	1:58.939	38.177	36.692	44.070	140.8	10:15:35.449
3	1:53.418	35.176	35.383	42.859	147.7	10:17:28.867
4	1:49.448	34.982	34.640	39.826	153.0	10:19:18.315
5	<u>1:49.089</u>	<u>34.688</u>	34.561	39.840	153.6	10:21:07.404
6	1:49.429	34.594	34.864	39.971	153.1	10:22:56.833
7	1:48.548	34.438	34.219	39.891	154.3	10:24:45.381
8	1:50.537	35.978	34.817	39.742	151.5	10:26:35.918
9	1:48.770	34.695	34.321	39.754	154.0	10:28:24.688
10	1:49.511	34.669	35.323	39.519	153.0	10:30:14.199
11	1:49.032	34.601	34.934	39.497	153.6	10:32:03.231
12	1:59.790 B	34.846	34.585	50.359	139.8	10:34:03.021
13	16:59.723	...	41.581	43.830	16.4	10:51:02.744
14	1:55.569	38.469	36.502	40.598	144.9	10:52:58.313
15	1:52.210	35.931	35.259	41.020	149.3	10:54:50.523
16	1:48.573	34.629	34.657	39.287	154.3	10:56:39.096
17	1:48.234	34.326	34.618	39.290	154.8	10:58:27.330
18	1:49.046	34.439	34.938	39.669	153.6	11:00:16.376
19	1:48.683	34.804	34.441	39.438	154.1	11:02:05.059
20	<u>1:48.534</u>	<u>34.374</u>	34.732	39.428	154.3	11:03:53.593
21	1:48.876	34.787	34.620	39.469	153.9	11:05:42.469
22	1:48.802	34.870	34.449	39.483	154.0	11:07:31.271
23	1:48.941	35.085	34.514	39.342	153.8	11:09:20.212
24	<u>2:00.511 B</u>	<u>34.878</u>	34.705	50.928	139.0	11:11:20.723

15 **Jensen BURNETT** CAN
KCL Motorsport TATUUS T-421

1	9:02.291	7:40.552	39.575	42.164	30.9	10:19:02.291
2	1:50.373	35.314	35.979	39.080	151.8	10:20:52.664
3	1:47.164	34.155	34.162	38.847	156.3	10:22:39.828
4	<u>1:46.690</u>	33.931	<u>33.876</u>	38.883	157.0	10:24:26.518
5	1:46.645	34.004	33.911	38.730	157.1	10:26:13.163
6	1:46.630	33.979	33.905	38.746	157.1	10:27:59.793
7	1:46.711	34.010	33.983	38.718	157.0	10:29:46.504
8	1:56.265	36.150	40.862	39.253	144.1	10:31:42.769
9	1:56.733 B	34.018	<u>34.010</u>	48.705	143.5	10:33:39.502
10	19:48.318 B	...	45.596	56.273	14.1	10:53:27.820
11	2:13.165	58.978	34.993	39.194	125.8	10:55:40.985
12	1:47.069	34.990	34.219	38.760	156.4	10:57:28.054
13	1:46.521	33.847	33.993	38.681	157.3	10:59:14.575
14	<u>1:46.673</u>	33.945	<u>34.030</u>	38.698	157.0	11:01:01.248
15	<u>1:46.431</u>	33.790	<u>33.843</u>	38.798	157.4	11:02:47.679
16	1:46.495	33.824	33.820	38.851	157.3	11:04:34.174
17	1:46.554	33.886	33.875	38.793	157.2	11:06:20.728
18	1:46.758	33.963	33.984	38.811	156.9	11:08:07.486
19	1:46.631	33.872	33.995	38.764	157.1	11:09:54.117

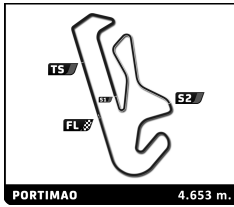


F4Spain ROUND 2 - PORTIMAO Official Previous Test

Sector Analysis

Lap under Red Flag — Invalidated Lap ■ Personal Best ■ Session Best ■ Crossing the pit lane

Lap	Time	Sector 1	Sector 2	Sector 3	Kph	Elapsed	Lap	Time	Sector 1	Sector 2	Sector 3	Kph	Elapsed
20	1:46.462	33.840	33.810	38.812	157.3	11:11:40.579	2	1:52.795	36.531	36.984	39.280	148.5	10:17:16.705
17 Nacho TUÑÓN ESP T-Code by Amtog TATUUS T-421							3	1:47.781	34.669	34.292	38.820	155.4	10:19:04.486
1	3:35.024	2:11.787	40.216	43.021	77.9	10:13:35.024	4	1:46.983	33.906	34.514	38.563	156.6	10:20:51.469
2	1:58.683	38.105	37.081	43.497	141.1	10:15:33.707	5	1:46.382	33.800	33.975	38.607	157.5	10:22:37.851
3	1:53.013	34.762	36.107	42.144	148.2	10:17:26.720	6	1:46.128	33.762	33.796	38.570	157.8	10:24:23.979
4	1:47.424	34.145	34.392	38.887	155.9	10:19:14.144	7	1:46.083	33.725	33.729	38.629	157.9	10:26:10.062
5	1:46.806	33.977	34.072	38.757	156.8	10:21:00.950	8	1:46.196	33.699	33.764	38.733	157.7	10:27:56.258
6	1:46.545	33.819	33.986	38.740	157.2	10:22:47.495	9	1:45.976	33.720	33.786	38.470	158.1	10:29:42.234
7	1:46.517	33.824	33.904	38.789	157.3	10:24:34.012	10	1:46.016	33.657	33.779	38.580	158.0	10:31:28.250
8	1:48.193	33.896	33.854	40.443	154.8	10:26:22.205	11	1:46.244	33.812	33.802	38.630	157.7	10:33:14.494
9	1:46.538	33.901	33.859	38.778	157.2	10:28:08.743	12	2:07.665 B	41.412	35.638	50.615	131.2	10:35:22.159
10	1:46.487	33.865	33.953	38.669	157.3	10:29:55.230	13	18:04.583 B	...	46.005	55.762	15.4	10:53:26.742
11	1:46.351	33.775	33.901	38.675	157.5	10:31:41.581	14	2:13.230	59.041	35.143	39.046	125.7	10:55:39.972
12	1:56.805 B	33.950	33.996	48.859	143.4	10:33:38.386	15	1:46.666	34.090	33.907	38.669	157.0	10:57:26.638
13	17:20.903	...	40.185	44.040	16.1	10:50:59.289	16	1:46.340	33.827	33.927	38.586	157.5	10:59:12.978
14	1:55.662	38.824	36.506	40.332	144.8	10:52:54.951	17	1:46.174	33.864	33.727	38.583	157.8	11:00:59.152
15	1:51.676	35.710	35.376	40.590	150.0	10:54:46.627	18	1:45.873	33.649	33.877	38.347	158.2	11:02:45.025
16	1:46.894	34.012	34.209	38.673	156.7	10:56:33.521	19	1:45.832	33.577	33.777	38.478	158.3	11:04:30.857
17	1:46.523	33.760	33.998	38.765	157.3	10:58:20.044	20	1:45.825	33.538	33.872	38.415	158.3	11:06:16.682
18	1:46.229	33.688	33.862	38.679	157.7	11:00:06.273	21	1:46.227	33.838	33.827	38.562	157.7	11:08:02.909
19	1:46.322	33.717	33.851	38.754	157.5	11:01:52.595	22	1:46.011	33.671	33.875	38.465	158.0	11:09:48.920
20	1:48.106	33.951	35.187	38.968	154.9	11:03:40.701	23	1:45.759	33.580	33.717	38.462	158.4	11:11:34.679
21	1:46.309	33.753	33.938	38.618	157.6	11:05:27.010	22 Vivek KANTHAN USA Griffin Core TATUUS T-421						
22	1:46.530	33.756	33.882	38.892	157.2	11:07:13.540	1	6:33.394	5:12.012	39.140	42.242	42.6	10:16:33.394
23	1:55.151 B	33.774	33.891	47.486	145.5	11:09:08.691	2	1:56.577	37.586	37.858	41.133	143.7	10:18:29.971
18 Zoe FLORESCU ROU Tecnicar TATUUS T-421							3	1:51.667	36.411	35.708	39.548	150.0	10:20:21.638
1	3:35.725	2:12.710	40.162	42.853	77.6	10:13:35.725	4	1:47.221	34.183	34.131	38.907	156.2	10:22:08.859
2	1:58.784	38.062	36.923	43.799	141.0	10:15:34.509	5	1:46.575	33.891	33.893	38.791	157.2	10:23:55.434
3	1:53.470	34.806	35.785	42.879	147.6	10:17:27.979	6	1:46.710	33.697	34.177	38.836	157.0	10:25:42.144
4	1:47.954	34.453	34.309	39.192	155.2	10:19:15.933	7	1:46.495	33.865	33.925	38.705	157.3	10:27:28.639
5	1:47.350	34.406	34.129	38.815	156.0	10:21:03.283	8	1:46.328	33.913	33.841	38.574	157.5	10:29:14.967
6	1:46.910	34.086	33.938	38.886	156.7	10:22:50.193	9	1:46.198	33.646	33.757	38.795	157.7	10:31:01.165
7	1:46.777	33.962	33.901	38.914	156.9	10:24:36.970	10	1:46.069	33.717	33.753	38.599	157.9	10:32:47.234
8	1:46.790	34.015	33.846	38.929	156.9	10:26:23.760	11	2:02.745 B	34.770	37.365	50.610	136.5	10:34:49.979
9	1:46.708	34.012	33.698	38.998	157.0	10:28:10.468	12	14:59.322	...	37.234	42.469	18.6	10:49:49.301
10	1:46.841	34.004	33.882	38.955	156.8	10:29:57.309	13	1:54.719	37.388	36.213	41.118	146.0	10:51:44.020
11	1:47.379	33.952	34.449	38.978	156.0	10:31:44.688	14	1:51.099	35.034	35.135	40.930	150.8	10:53:35.119
12	2:00.981 B	36.553	35.278	49.150	138.5	10:33:45.669	15	1:48.908	34.967	34.402	39.539	153.8	10:55:24.027
13	17:14.292	...	39.570	44.187	16.2	10:50:59.961	16	1:46.309	33.817	33.838	38.654	157.6	10:57:10.336
14	1:55.373	38.730	36.464	40.179	145.2	10:52:55.334	17	1:45.867	33.702	33.673	38.492	158.2	10:58:56.203
15	1:52.384	35.668	35.808	40.908	149.0	10:54:47.718	18	1:46.038	33.710	33.798	38.530	158.0	11:00:42.241
16	1:47.530	34.571	34.160	38.799	155.8	10:56:35.248	19	1:45.875	33.660	33.646	38.569	158.2	11:02:28.116
17	1:46.445	33.822	33.908	38.715	157.4	10:58:21.693	20	1:47.202	33.590	34.000	39.612	156.3	11:04:15.318
18	1:46.436	33.748	33.820	38.868	157.4	11:00:08.129	21	1:46.018	33.636	33.726	38.656	158.0	11:06:01.336
19	1:46.510	33.911	33.840	38.759	157.3	11:01:54.639	22	1:53.533 B	33.528	33.661	46.344	147.5	11:07:54.869
20	1:47.035	33.936	33.977	39.122	156.5	11:03:41.674	23	2:24.808 B	1:06.351	33.941	44.516	115.7	11:10:19.677
21	1:46.406	33.968	33.805	38.633	157.4	11:05:28.080	23 Rocco CORONEL NLD MP Motorsport TATUUS T-421						
22	1:46.275	33.735	33.730	38.810	157.6	11:07:14.355	1	12:04.669	...	40.145	41.871	23.1	10:22:04.669
23	1:56.612 B	33.805	33.886	48.921	143.6	11:09:10.967	2	1:59.573	37.332	37.355	44.886	140.1	10:24:04.242
21 Borys LYZEN POL KCL Motorsport TATUUS T-421							3	1:48.695	34.524	34.504	39.667	154.1	10:25:52.937
1	5:23.910	4:04.365	38.337	41.208	51.7	10:15:23.910	4	1:46.915	34.111	34.096	38.708	156.7	10:27:39.852
							5	1:46.411	33.801	33.929	38.681	157.4	10:29:26.263
							6	1:45.921	33.681	33.692	38.548	158.1	10:31:12.184

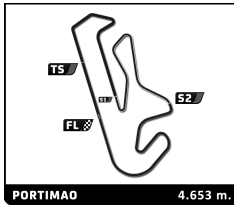


F4Spain ROUND 2 - PORTIMAO Official Previous Test

Sector Analysis

Lap under Red Flag — Invalidated Lap ■ Personal Best ■ Session Best B Crossing the pit lane

Lap	Time	Sector 1	Sector 2	Sector 3	Kph	Elapsed	Lap	Time	Sector 1	Sector 2	Sector 3	Kph	Elapsed
7	1:46.389	33.783	33.940	38.666	157.4	10:32:58.573	18	1:46.171	33.890	33.695	38.586	157.8	11:01:49.837
8	2:08.463 B	38.407	38.291	51.765	130.4	10:35:07.036	19	1:46.149	33.775	33.783	38.591	157.8	11:03:35.986
9	18:21.743	...	53.771	42.996	15.2	10:53:28.779	20	1:54.269 B	33.820	33.799	46.650	146.6	11:05:30.255
10	1:49.708	35.956	34.839	38.913	152.7	10:55:18.487	27 Yuzuki SATO JPN Monlau Motorsport TATUUS T-421						
11	1:46.620	33.893	34.025	38.702	157.1	10:57:05.107	1	2:13.374 B	44.755	37.220	51.399	125.6	10:12:13.374
12	1:46.415	33.752	34.072	38.591	157.4	10:58:51.522	2	5:24.882	4:08.140	36.633	40.109	51.6	10:17:38.256
13	1:46.134	33.619	33.873	38.642	157.8	11:00:37.656	3	1:55.120	36.296	37.349	41.475	145.5	10:19:33.376
14	1:46.415	33.766	34.119	38.530	157.4	11:02:24.071	4	1:48.464	34.721	34.606	39.137	154.4	10:21:21.840
15	1:46.375	33.723	33.952	38.700	157.5	11:04:10.446	5	1:50.559	34.262	35.359	40.938	151.5	10:23:12.399
16	1:46.592	33.737	33.920	38.935	157.1	11:05:57.038	6	<u>1:47.917</u>	<u>34.222</u>	34.522	39.173	155.2	10:25:00.316
17	2:02.420 B	33.892	35.392	53.136	136.8	11:07:59.458	7	1:50.045	36.118	34.689	39.238	152.2	10:26:50.361
24 Beau LOWETTE BEL TC Racing TATUUS T-421						8	1:47.793	34.321	34.296	39.176	155.4	10:28:38.154	
1	3:33.296 B	1:50.067	47.025	56.204	78.5	10:13:33.296	9	1:47.300	34.179	34.234	38.887	156.1	10:30:25.454
2	5:15.482	3:58.279	36.621	40.582	53.1	10:18:48.778	10	1:48.627	34.657	34.451	39.519	154.2	10:32:14.081
3	1:49.601	35.326	34.913	39.362	152.8	10:20:38.379	11	1:57.097 B	34.561	34.664	47.872	143.1	10:34:11.178
4	1:47.839	34.333	34.477	39.029	155.3	10:22:26.218	12	15:39.157	...	39.410	44.857	17.8	10:49:50.335
5	1:47.095	33.970	34.211	38.914	156.4	10:24:13.313	13	1:55.038	37.587	36.719	40.732	145.6	10:51:45.373
6	1:46.831	33.944	34.070	38.817	156.8	10:26:00.144	14	1:50.575	35.473	35.077	40.025	151.5	10:53:35.948
7	<u>1:47.280</u>	<u>34.049</u>	34.178	39.053	156.1	10:27:47.424	15	1:49.329	35.371	34.909	39.049	153.2	10:55:25.277
8	<u>1:47.247</u>	<u>34.212</u>	34.139	38.896	156.2	10:29:34.671	16	1:47.524	34.588	34.247	38.689	155.8	10:57:12.801
9	1:46.971	33.943	34.065	38.963	156.6	10:31:21.642	17	<u>1:46.619</u>	<u>33.955</u>	33.949	38.715	157.1	10:58:59.420
10	1:46.777	33.854	34.029	38.894	156.9	10:33:08.419	18	<u>1:46.693</u>	<u>33.965</u>	34.003	38.725	157.0	11:00:46.113
11	2:03.848 B	34.791	36.589	52.468	135.3	10:35:12.267	19	1:46.538	33.886	33.890	38.762	157.2	11:02:32.651
12	14:39.521	...	37.235	42.074	19.0	10:49:51.788	20	<u>1:47.585</u>	33.883	<u>34.403</u>	39.299	155.7	11:04:20.236
13	1:53.173	36.189	36.416	40.568	148.0	10:51:44.961	21	1:46.763	33.891	34.083	38.789	156.9	11:06:06.999
14	1:50.635	35.492	35.129	40.014	151.4	10:53:35.596	22	1:47.102	34.077	34.133	38.892	156.4	11:07:54.101
15	<u>1:49.278</u>	<u>35.255</u>	<u>34.921</u>	39.102	153.3	10:55:24.874	23	1:55.472 B	34.507	34.233	46.732	145.1	11:09:49.573
16	<u>1:46.832</u>	33.859	34.124	38.849	156.8	10:57:11.706	28 Max RADECK PTR DXR TATUUS T-421						
17	1:46.471	33.860	33.956	38.655	157.3	10:58:58.177	1	2:20.301	59.552	39.182	41.567	119.4	10:12:20.301
18	1:46.485	33.803	33.877	38.805	157.3	11:00:44.662	2	1:53.820	37.841	36.292	39.687	147.2	10:14:14.121
19	1:46.409	33.816	33.761	38.832	157.4	11:02:31.071	3	1:51.486	35.365	35.976	40.145	150.3	10:16:05.607
20	1:46.383	33.645	33.941	38.797	157.5	11:04:17.454	4	1:50.223	34.817	35.650	39.756	152.0	10:17:55.830
21	1:46.827	33.879	34.062	38.886	156.8	11:06:04.281	5	<u>1:48.564</u>	<u>34.391</u>	34.392	39.781	154.3	10:19:44.394
22	1:46.486	33.835	33.827	38.824	157.3	11:07:50.767	6	1:46.601	34.025	33.892	38.684	157.1	10:21:30.995
23	1:54.793 B	33.843	34.014	46.936	145.9	11:09:45.560	7	1:48.140	34.372	34.808	38.960	154.9	10:23:19.135
25 Aleix PIÑERA ESP Tecnicar TATUUS T-421						8	1:47.268	33.823	33.745	39.700	156.2	10:25:06.403	
1	3:41.456 B	2:10.447	39.924	51.085	75.6	10:13:41.456	9	1:46.588	33.922	33.676	38.990	157.2	10:26:52.991
2	4:20.933	2:58.274	39.680	42.979	64.2	10:18:02.389	10	1:46.461	33.819	33.644	38.998	157.3	10:28:39.452
3	1:51.103	35.896	35.615	39.592	150.8	10:19:53.492	11	1:53.452 B	33.949	34.053	45.450	147.6	10:30:32.904
4	1:47.600	34.332	34.299	38.969	155.7	10:21:41.092	12	21:58.186	...	38.075	41.237	12.7	10:52:31.090
5	1:46.699	34.006	33.993	38.700	157.0	10:23:27.791	13	1:50.349	35.528	35.161	39.660	151.8	10:54:21.439
6	1:46.121	33.631	33.822	38.668	157.8	10:25:13.912	14	1:47.266	34.262	34.019	38.985	156.2	10:56:08.705
7	1:47.676	33.769	34.214	39.693	155.6	10:27:01.588	15	<u>1:46.812</u>	<u>34.039</u>	33.960	38.813	156.8	10:57:55.517
8	1:46.264	33.865	33.650	38.749	157.6	10:28:47.852	16	1:47.356	33.724	34.019	39.613	156.0	10:59:42.873
9	1:46.044	33.677	33.797	38.570	158.0	10:30:33.896	17	<u>1:46.935</u>	<u>33.971</u>	33.819	39.145	156.6	11:01:29.808
10	1:45.988	33.705	33.653	38.630	158.0	10:32:19.884	18	1:46.480	33.800	33.885	38.795	157.3	11:03:16.288
11	2:02.286 B	33.772	36.758	51.756	137.0	10:34:22.170	19	1:46.667	33.909	33.640	39.118	157.0	11:05:02.955
12	16:35.552	...	41.268	43.939	16.8	10:50:57.722	20	1:46.639	33.877	33.868	38.894	157.1	11:06:49.594
13	1:56.348	38.571	37.072	40.705	144.0	10:52:54.070	21	<u>1:48.917</u>	<u>34.505</u>	34.930	39.482	153.8	11:08:38.511
14	1:50.036	35.406	35.444	39.186	152.2	10:54:44.106	22	1:56.323 B	33.898	33.805	48.620	144.0	11:10:34.834
15	1:47.033	34.125	34.125	38.783	156.5	10:56:31.139	32 Simón BULBARELLA ARG Drivex TATUUS T-421						
16	1:46.063	33.791	33.723	38.549	157.9	10:58:17.202							
17	1:46.464	33.715	33.948	38.801	157.3	11:00:03.666							



F4Spain
ROUND 2 - PORTIMAO
Official Previous Test

Sector Analysis

Lap under Red Flag — Invalidated Lap ■ Personal Best ■ Session Best B Crossing the pit lane

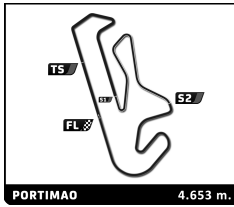
Lap	Time	Sector 1	Sector 2	Sector 3	Kph	Elapsed	Lap	Time	Sector 1	Sector 2	Sector 3	Kph	Elapsed
1	2:19.457	58.417	39.286	41.754	120.1	10:12:19.457	6	1:46.262	33.861	33.728	38.673	157.6	10:25:28.031
2	1:54.244	37.771	36.667	39.806	146.6	10:14:13.701	7	1:46.216	33.867	33.617	38.732	157.7	10:27:14.247
3	1:49.507	35.356	35.197	38.954	153.0	10:16:03.208	8	1:46.487	33.881	33.785	38.821	157.3	10:29:00.734
4	1:50.880	36.465	34.988	39.427	151.1	10:17:54.088	9	1:46.264	33.802	33.812	38.650	157.6	10:30:46.998
5	1:47.772	34.136	34.744	38.892	155.4	10:19:41.860	10	1:46.033	33.826	33.590	38.617	158.0	10:32:33.031
6	1:46.667	34.079	33.905	38.683	157.0	10:21:28.527	11	2:03.935 B	33.745	36.508	53.682	135.2	10:34:36.966
7	1:46.955	33.880	34.116	38.959	156.6	10:23:15.482	12	15:13.888	...	38.634	42.495	18.3	10:49:50.854
8	1:46.546	33.877	33.923	38.746	157.2	10:25:02.028	13	1:53.643	36.410	36.404	40.829	147.4	10:51:44.497
9	1:46.673	33.945	33.926	38.802	157.0	10:26:48.701	14	1:50.252	34.899	35.135	40.218	151.9	10:53:34.749
10	1:46.998	34.000	34.046	38.952	156.6	10:28:35.699	15	1:48.600	34.831	34.326	39.443	154.2	10:55:23.349
11	1:54.448 B	34.033	33.978	46.437	146.4	10:30:30.147	16	1:45.975	33.670	33.750	38.555	158.1	10:57:09.324
12	21:58.779	...	37.770	41.194	12.7	10:52:28.926	17	1:45.549	33.527	33.685	38.337	158.7	10:58:54.873
13	1:49.807	35.347	35.177	39.283	152.5	10:54:18.733	18	1:45.968	33.544	33.753	38.671	158.1	11:00:40.841
14	1:47.060	34.102	34.119	38.839	156.5	10:56:05.793	19	1:46.114	33.619	33.745	38.750	157.9	11:02:26.955
15	1:46.705	33.942	33.941	38.822	157.0	10:57:52.498	20	1:46.113	33.603	33.693	38.817	157.9	11:04:13.068
16	1:46.604	33.884	33.941	38.779	157.1	10:59:39.102	21	1:46.025	33.507	33.739	38.779	158.0	11:05:59.093
17	1:46.473	33.903	33.800	38.770	157.3	11:01:25.575	22	1:46.973	33.661	33.868	39.444	156.6	11:07:46.066
18	1:46.662	33.852	34.016	38.794	157.0	11:03:12.327	23	1:45.994	33.642	33.616	38.736	158.0	11:09:32.060
19	1:46.926	33.968	34.093	38.865	156.7	11:04:59.163	24	1:56.771 B	33.729	36.019	47.023	143.5	11:11:28.831
20	1:47.057	33.982	34.069	39.006	156.5	11:06:46.220							
21	1:46.852	33.988	34.054	38.810	156.8	11:08:33.072							
22	1:54.668 B	33.913	34.348	46.407	146.1	11:10:27.740							

37 Ty FISHER		CAN				
Griffin Core		TATUUS T-421				
1	6:32.841	5:11.596	39.011	42.234	42.6	10:16:32.841
2	1:56.345	37.820	37.846	40.679	144.0	10:18:29.186
3	1:51.272	36.592	35.359	39.321	150.5	10:20:20.458
4	1:47.318	34.265	34.249	38.804	156.1	10:22:07.776
5	1:46.458	33.859	33.865	38.734	157.3	10:23:54.234
6	1:46.242	33.661	33.939	38.642	157.7	10:25:40.476
7	1:46.606	33.828	34.128	38.650	157.1	10:27:27.082
8	1:46.257	33.888	33.807	38.562	157.6	10:29:13.339
9	1:46.229	33.673	33.885	38.671	157.7	10:30:59.568
10	1:46.028	33.705	33.798	38.525	158.0	10:32:45.596
11	2:02.954 B	33.686	36.602	52.666	136.2	10:34:48.550
12	15:00.354	...	38.255	42.660	18.6	10:49:48.904
13	1:54.672	37.301	36.041	41.330	146.1	10:51:43.576
14	1:50.867	35.073	35.216	40.578	151.1	10:53:34.443
15	1:47.895	34.460	34.059	39.376	155.3	10:55:22.338
16	1:45.895	33.624	33.798	38.473	158.2	10:57:08.233
17	1:45.740	33.491	33.770	38.479	158.4	10:58:53.973
18	1:45.839	33.465	33.853	38.521	158.3	11:00:39.812
19	1:47.963	33.515	33.789	40.659	155.2	11:02:27.775
20	1:46.016	33.550	33.922	38.544	158.0	11:04:13.791
21	1:46.041	33.560	33.783	38.698	158.0	11:05:59.832
22	1:46.872	33.507	33.701	39.664	156.7	11:07:46.704
23	1:46.388	33.762	33.952	38.674	157.5	11:09:33.092
24	1:45.694	33.488	33.740	38.466	158.5	11:11:18.786

38 Daniel KELLEHER		IRL				
Campos Racing		TATUUS T-421				
1	6:30.507	5:11.040	38.738	40.729	42.9	10:16:30.507
2	1:49.884	35.690	34.872	39.322	152.4	10:18:20.391
3	1:47.674	34.508	34.071	39.095	155.6	10:20:08.065
4	1:47.029	34.020	34.042	38.967	156.5	10:21:55.094
5	1:46.675	33.935	33.986	38.754	157.0	10:23:41.769

39 Louis COCHET		NLD				
KCL Motorsport		TATUUS T-421				
1	2:49.239	1:27.152	40.223	41.864	99.0	10:12:49.239
2	1:54.624	39.092	35.928	39.604	146.1	10:14:43.863
3	1:50.850	35.143	36.179	39.528	151.1	10:16:34.713
4	1:58.679	37.932	39.002	41.745	141.1	10:18:33.392
5	1:57.140	36.973	38.513	41.654	143.0	10:20:30.532
6	1:48.105	34.459	34.463	39.183	154.9	10:22:18.637
7	1:47.705	34.409	34.209	39.087	155.5	10:24:06.342
8	1:47.804	34.411	34.317	39.076	155.4	10:25:54.146
9	1:47.547	34.168	34.317	39.062	155.8	10:27:41.693
10	1:47.727	34.401	34.209	39.117	155.5	10:29:29.420
11	1:47.189	34.062	34.150	38.977	156.3	10:31:16.609
12	1:54.930 B	34.398	34.434	46.098	145.7	10:33:11.539
13	20:09.064	...	45.412	48.406	13.9	10:53:20.603
14	1:53.273	36.290	37.732	39.251	147.9	10:55:13.876
15	1:48.989	35.325	34.664	39.000	153.7	10:57:02.865
16	1:46.974	34.044	34.205	38.725	156.6	10:58:49.839
17	1:46.959	33.990	34.063	38.906	156.6	11:00:36.798
18	1:46.991	34.048	34.031	38.912	156.6	11:02:23.789
19	1:47.314	34.344	34.070	38.900	156.1	11:04:11.103
20	1:47.428	34.373	34.067	38.988	155.9	11:05:58.531
21	1:52.579	33.941	34.067	44.571	148.8	11:07:51.110
22	1:47.904	35.009	34.095	38.800	155.2	11:09:39.014
23	1:46.787	33.918	34.137	38.732	156.9	11:11:25.801

40 Kasper SCHORMANS		NLD				
MP Motorsport		TATUUS T-421				
1	2:26.380	1:08.594	36.911	40.875	114.4	10:12:26.380
2	1:49.096	35.072	34.732	39.292	153.5	10:14:15.476
3	1:48.054	34.413	34.662	38.979	155.0	10:16:03.530
4	1:47.067	34.142	34.276	38.649	156.5	10:17:50.597
5	1:46.738	33.915	34.012	38.811	156.9	10:19:37.335
6	1:53.570 B	33.858	34.025	45.687	147.5	10:21:30.905
7	7:34.381	6:12.381	40.941	41.059	36.9	10:29:05.286
8	1:48.871	35.022	34.758	39.091	153.9	10:30:54.157
9	1:46.881	34.056	33.994	38.831	156.7	10:32:41.038



F4Spain

ROUND 2 - PORTIMAO

Official Previous Test

Sector Analysis

Lap under Red Flag _ Invalidated Lap ■ Personal Best ■ Session Best B Crossing the pit lane

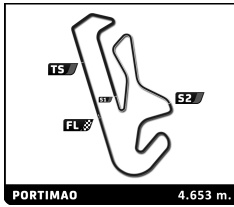
Lap	Time	Sector 1	Sector 2	Sector 3	Kph	Elapsed	Lap	Time	Sector 1	Sector 2	Sector 3	Kph	Elapsed
10	2:04.087 B	34.466	37.504	52.117	135.0	10:34:45.125	11	1:46.326	33.778	33.775	38.773	157.5	10:32:52.204
11	5:22.184	4:09.060	34.357	38.767	52.0	10:40:07.309	12	1:58.847 B	34.756	35.106	48.985	140.9	10:34:51.051
12	1:46.328	33.876	34.035	38.417	157.5	10:41:53.637	13	17:34.559	...	37.007	40.807	15.9	10:52:25.610
13	1:45.952	33.783	33.746	38.423	158.1	10:43:39.589	14	1:49.638	35.270	34.997	39.371	152.8	10:54:15.248
14	1:45.714	33.579	33.658	38.477	158.5	10:45:25.303	15	1:47.224	34.189	34.133	38.902	156.2	10:56:02.472
15	1:45.566	33.586	33.654	38.326	158.7	10:47:10.869	16	1:46.329	33.871	33.976	38.482	157.5	10:57:48.801
16	1:54.580 B	33.837	34.229	46.514	146.2	10:49:05.449	17	1:45.991	33.734	33.700	38.557	158.0	10:59:34.792
17	5:50.836	4:32.380	37.527	40.929	47.7	10:54:56.285	18	1:46.182	33.710	33.864	38.608	157.8	11:01:20.974
18	1:53.616	34.730	38.053	40.833	147.4	10:56:49.901	19	1:46.247	33.757	33.863	38.627	157.7	11:03:07.221
19	1:46.273	33.910	33.845	38.518	157.6	10:58:36.174	20	1:46.667	33.725	33.940	39.002	157.0	11:04:53.888
20	1:46.039	33.715	33.772	38.552	158.0	11:00:22.213	21	1:46.765	33.899	34.049	38.817	156.9	11:06:40.653
21	1:45.889	33.701	33.746	38.442	158.2	11:02:08.102	22	1:53.991 B	33.948	34.335	45.708	146.9	11:08:34.644
22	2:04.495	34.274	42.316	47.905	134.5	11:04:12.597							
23	<u>1:48.051</u>	<u>35.420</u>	33.910	38.721	155.0	11:06:00.648							
24	1:46.314	33.721	33.666	38.927	157.6	11:07:46.962							
25	<u>1:46.695</u>	<u>33.730</u>	34.241	38.724	157.0	11:09:33.657							
26	1:53.908 B	33.667	33.940	46.301	147.1	11:11:27.565							

44 Elliot KACZYNSKI		SWE											
Drivex		TATUUS T-421											
1	2:18.702	57.540	39.053	42.109	120.8	10:12:18.702							
2	1:54.497	37.823	36.698	39.976	146.3	10:14:13.199							
3	1:49.399	35.294	34.981	39.124	153.1	10:16:02.598							
4	1:50.502	36.338	35.099	39.065	151.6	10:17:53.100							
5	1:47.723	33.939	35.001	38.783	155.5	10:19:40.823							
6	1:46.599	33.884	33.949	38.766	157.1	10:21:27.422							
7	<u>1:46.720</u>	<u>33.868</u>	34.136	38.716	157.0	10:23:14.142							
8	1:46.402	33.732	34.026	38.644	157.4	10:25:00.544							
9	1:46.850	34.027	34.033	38.790	156.8	10:26:47.394							
10	<u>1:49.136</u>	<u>35.910</u>	34.455	38.771	153.5	10:28:36.530							
11	1:46.717	33.937	33.971	38.809	157.0	10:30:23.247							
12	1:46.610	33.782	34.080	38.748	157.1	10:32:09.857							
13	1:55.075 B	33.811	34.643	46.621	145.6	10:34:04.932							
14	18:22.650	...	37.517	40.969	15.2	10:52:27.582							
15	1:49.949	35.627	35.148	39.174	152.4	10:54:17.531							
16	1:47.116	34.219	34.132	38.765	156.4	10:56:04.647							
17	1:46.731	33.916	34.042	38.773	156.9	10:57:51.378							
18	1:46.427	33.735	33.933	38.759	157.4	10:59:37.805							
19	1:46.513	33.792	33.908	38.813	157.3	11:01:24.318							
20	1:48.881	33.814	36.339	38.728	153.8	11:03:13.199							
21	1:46.944	33.731	34.065	39.148	156.6	11:05:00.143							
22	<u>1:46.692</u>	<u>33.742</u>	34.153	38.797	157.0	11:06:46.835							
23	<u>1:47.753</u>	<u>34.389</u>	34.514	38.850	155.5	11:08:34.588							
24	1:54.694 B	33.808	34.241	46.645	146.0	11:10:29.282							

46 Nathan TYE		GBR											
Drivex		TATUUS T-421											
1	2:17.714	56.547	38.973	42.194	121.6	10:12:17.714							
2	1:54.545	37.835	36.713	39.997	146.2	10:14:12.259							
3	1:49.720	35.268	35.058	39.394	152.7	10:16:01.979							
4	1:50.089	36.300	34.716	39.073	152.2	10:17:52.068							
5	1:51.598	34.000	37.761	39.837	150.1	10:19:43.666							
6	<u>1:47.008</u>	<u>34.145</u>	34.123	38.740	156.5	10:21:30.674							
7	1:47.310	33.840	34.498	38.972	156.1	10:23:17.984							
8	1:54.220 B	34.054	34.127	46.039	146.7	10:25:12.204							
9	4:07.326	2:54.488	34.116	38.722	67.7	10:29:19.530							
10	1:46.348	33.765	33.853	38.730	157.5	10:31:05.878							

71 Sam URUS		MCO											
DXR		TATUUS T-421											
1	2:21.652	1:00.935	38.926	41.791	118.3	10:12:21.652							
2	1:54.469	37.662	36.278	40.529	146.3	10:14:16.121							
3	<u>1:52.322</u>	<u>34.867</u>	35.550	41.905	149.1	10:16:08.443							
4	<u>1:49.940</u>	<u>34.801</u>	35.523	39.616	152.4	10:17:58.383							
5	1:48.531	34.424	35.003	39.104	154.3	10:19:46.914							
6	<u>1:48.035</u>	<u>34.314</u>	34.469	39.252	155.0	10:21:34.949							
7	1:48.395	34.445	34.511	39.439	154.5	10:23:23.344							
8	1:54.114 B	34.128	34.270	45.716	146.8	10:25:17.458							
9	6:08.560	4:54.293	34.920	39.347	45.4	10:31:26.018							
10	1:47.817	34.168	34.374	39.275	155.4	10:33:13.835							
11	2:05.949 B	37.442	38.742	49.765	133.0	10:35:19.784							
12	17:15.939	...	38.323	43.313	16.2	10:52:35.723							
13	1:54.826	36.750	36.731	41.345	145.9	10:54:30.549							
14	1:49.749	34.941	34.918	39.890	152.6	10:56:20.298							
15	1:48.707	34.774	34.702	39.231	154.1	10:58:09.005							
16	<u>1:48.210</u>	<u>34.323</u>	<u>34.720</u>	39.167	154.8	10:59:57.215							
17	1:54.795	36.027	36.552	42.216	145.9	11:01:52.010							
18	1:50.205	34.466	35.695	40.044	152.0	11:03:42.215							
19	1:49.367	34.993	34.977	39.397	153.2	11:05:31.582							
20	1:56.829 B	34.303	34.818	47.708	143.4	11:07:28.411							

73 Fausto ARNAUDO		ARG											
Monlau Motorsport		TATUUS T-421											
1	2:10.980 B	43.116	37.379	50.485	127.9	10:12:10.980							
2	5:49.246	4:24.459	39.736	45.051	48.0	10:18:00.226							
3	1:53.722	37.100	37.061	39.561	147.3	10:19:53.948							
4	1:48.500	34.694	34.609	39.197	154.4	10:21:42.448							
5	1:47.654	34.244	34.441	38.969	155.6	10:23:30.102							
6	1:47.246	34.007	34.366	38.873	156.2	10:25:17.348							
7	1:47.047	34.010	34.099	38.938	156.5	10:27:04.395							
8	1:47.057	33.940	34.118	38.999	156.5	10:28:51.452							
9	1:47.130	34.067	34.154	38.909	156.4	10:30:38.582							
10	1:52.714 B	34.120	34.156	44.438	148.6	10:32:31.296							
11	17:14.430	...	40.294	44.231	16.2	10:49:45.726							
12	1:54.826	36.423	36.491	41.912	145.9	10:51:40.552							
13	1:54.689	36.036	36.300	42.353	146.1	10:53:35.241							
14	1:59.120	35.487	41.511	42.122	140.6	10:55:34.361							
15	1:47.260	34.132	34.089	39.039	156.2	10:57:21.621							
16	1:52.374	39.211	34.260	38.903	149.1	10:59:13.995							
17	1:49.909	35.861	34.822	39.226	152.4	11:01:03.904							
18	1:46.694	33.858	34.020	38.816	157.0	11:02:50.598							
19	1:47.137	33.847	34.121	39.169	156.3	11:04:37.735							



F4Spain

ROUND 2 - PORTIMAO

Official Previous Test

Sector Analysis

Lap under Red Flag — Invalidated Lap ■ Personal Best ■ Session Best ■ Crossing the pit lane

Lap	Time	Sector 1	Sector 2	Sector 3	Kph	Elapsed	Lap	Time	Sector 1	Sector 2	Sector 3	Kph	Elapsed
20	1:46.916	33.852	34.081	38.983	156.7	11:06:24.651	4	1:48.827	35.195	34.378	39.254	153.9	10:17:45.201
21	<u>1:47.154</u>	<u>33.879</u>	34.198	39.077	156.3	11:08:11.805	5	<u>1:53.457</u>	<u>36.148</u>	38.065	39.244	147.6	10:19:38.658
22	<u>1:53.969</u> B	<u>34.096</u>	34.205	45.668	147.0	11:10:05.774	6	<u>1:54.960</u> B	<u>34.483</u>	34.306	46.171	145.7	10:21:33.618

74 Pablo RICCOBONO							ESP						
GRS Team							TATUUS T-421						
1	2:08.337	48.555	38.196	41.586	130.5	10:12:08.337							
2	1:54.333	36.901	36.893	40.539	146.5	10:14:02.670							
3	1:49.905	35.338	34.901	39.666	152.4	10:15:52.575							
4	1:49.107	35.430	34.474	39.203	153.5	10:17:41.682							
5	1:47.922	34.327	34.418	39.177	155.2	10:19:29.604							
6	1:47.864	34.491	34.205	39.168	155.3	10:21:17.468							
7	1:48.950	35.420	34.165	39.365	153.7	10:23:06.418							
8	1:47.230	34.039	34.050	39.141	156.2	10:24:53.648							
9	<u>1:47.508</u>	<u>34.207</u>	34.046	39.255	155.8	10:26:41.156							
10	<u>1:55.289</u> B	<u>34.207</u>	34.434	46.648	145.3	10:28:36.445							
11	22:24.878	...	38.074	42.565	12.5	10:51:01.323							
12	1:55.458	38.637	36.463	40.358	145.1	10:52:56.781							
13	1:52.214	35.356	35.179	41.679	149.3	10:54:48.995							
14	1:48.176	34.780	34.283	39.113	154.8	10:56:37.171							
15	<u>1:46.899</u>	<u>34.035</u>	34.142	38.722	156.7	10:58:24.070							
16	<u>1:46.816</u>	<u>34.001</u>	33.879	38.936	156.8	11:00:10.886							
17	1:47.081	34.045	34.090	38.946	156.4	11:01:57.967							
18	1:47.271	34.123	34.100	39.048	156.2	11:03:45.238							
19	1:47.458	33.958	34.193	39.307	155.9	11:05:32.696							
20	<u>1:56.706</u> B	33.993	34.963	47.750	143.5	11:07:29.402							

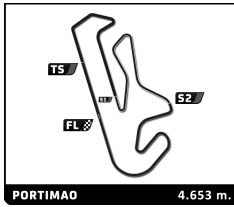
77 Andrej PETROVIC							SRB						
T-Code by Amtog							TATUUS T-421						
1	3:34.477	2:11.074	40.133	43.270	78.1	10:13:34.477							
2	1:58.240	37.930	37.149	43.161	141.7	10:15:32.717							
3	1:53.182	34.775	36.613	41.794	148.0	10:17:25.899							
4	1:47.069	34.152	34.122	38.795	156.4	10:19:12.968							
5	1:49.584	34.029	36.516	39.039	152.9	10:21:02.552							
6	1:46.402	33.722	34.087	38.593	157.4	10:22:48.954							
7	1:46.185	33.655	33.965	38.565	157.8	10:24:35.139							
8	1:46.197	33.638	33.970	38.589	157.7	10:26:21.336							
9	<u>1:46.451</u>	<u>33.946</u>	33.885	38.620	157.4	10:28:07.787							
10	1:46.304	33.783	33.929	38.592	157.6	10:29:54.091							
11	1:46.210	33.690	33.879	38.641	157.7	10:31:40.301							
12	<u>1:54.703</u> B	33.707	33.889	47.107	146.0	10:33:35.004							
13	17:23.436	...	40.743	43.966	16.1	10:50:58.440							
14	1:56.217	38.783	36.829	40.605	144.1	10:52:54.657							
15	1:50.967	35.423	35.360	40.184	151.0	10:54:45.624							
16	<u>1:46.715</u>	<u>34.069</u>	34.003	38.643	157.0	10:56:32.339							
17	<u>1:46.263</u>	<u>33.876</u>	33.861	38.526	157.6	10:58:18.602							
18	1:46.128	33.690	33.875	38.563	157.8	11:00:04.730							
19	1:45.928	33.603	33.739	38.586	158.1	11:01:50.658							
20	1:46.043	33.635	33.803	38.605	158.0	11:03:36.701							
21	1:46.067	33.671	33.772	38.624	157.9	11:05:22.768							
22	<u>1:55.900</u> B	33.939	34.453	47.508	144.5	11:07:18.668							

78 Maria NETO							PRT						
TC Racing							TATUUS T-421						
1	2:04.495	46.029	37.279	41.187	134.5	10:12:04.495							
2	2:01.963	37.045	43.899	41.019	137.3	10:14:06.458							
3	1:49.916	35.475	34.925	39.516	152.4	10:15:56.374							

Lap	Time	Sector 1	Sector 2	Sector 3	Kph	Elapsed	Lap	Time	Sector 1	Sector 2	Sector 3	Kph	Elapsed
7	28:25.956	...	37.452	41.124	9.8	10:49:59.574							
8	<u>1:50.223</u>	<u>35.489</u>	35.247	39.487	152.0	10:51:49.797							
9	<u>1:50.634</u>	<u>35.610</u>	34.674	40.350	151.4	10:53:40.431							
10	1:49.358	34.714	35.347	39.297	153.2	10:55:29.789							
11	1:47.285	34.233	34.022	39.030	156.1	10:57:17.074							
12	<u>1:48.548</u>	<u>35.512</u>	34.057	38.979	154.3	10:59:05.622							
13	<u>1:47.284</u>	<u>34.199</u>	34.093	38.992	156.1	11:00:52.906							
14	<u>2:08.761</u> B	38.015	38.268	52.478	130.1	11:03:01.667							

80 Sebastián FRIGOLET							MEX						
DXR							TATUUS T-421						
1	2:20.966	1:00.310	38.938	41.718	118.8	10:12:20.966							
2	1:53.865	37.799	36.131	39.935	147.1	10:14:14.831							
3	1:51.708	34.992	36.173	40.543	150.0	10:16:06.539							
4	1:49.949	34.574	35.449	39.926	152.4	10:17:56.488							
5	1:48.533	34.697	34.619	39.217	154.3	10:19:45.021							
6	1:47.531	34.191	34.310	39.030	155.8	10:21:32.552							
7	1:48.014	34.535	34.431	39.048	155.1	10:23:20.566							
8	1:47.459	34.127	34.318	39.014	155.9	10:25:08.025							
9	<u>1:47.468</u>	<u>34.197</u>	34.156	39.115	155.9	10:26:55.493							
10	<u>1:54.888</u> B	34.168	34.361	46.359	145.8	10:28:50.381							
11	23:41.145	...	37.750	41.178	11.8	10:52:31.526							
12	<u>1:50.440</u>	<u>35.504</u>	35.319	39.617	151.7	10:54:21.966							
13	1:47.872	34.329	34.379	39.164	155.3	10:56:09.838							
14	1:47.301	34.189	34.170	38.942	156.1	10:57:57.139							
15	<u>1:47.434</u>	<u>34.087</u>	34.117	39.230	155.9	10:59:44.573							
16	<u>1:47.210</u>	<u>33.944</u>	34.160	39.106	156.2	11:01:31.783							
17	1:47.230	34.091	34.104	39.035	156.2	11:03:19.013							
18	1:47.588	34.236	34.322	39.030	155.7	11:05:06.601							
19	1:47.647	34.183	34.451	39.013	155.6	11:06:54.248							
20	<u>1:47.405</u>	<u>34.144</u>	34.275	38.986	156.0	11:08:41.653							
21	1:46.980	33.942	34.178	38.860	156.6	11:10:28.633							

81 Noah MONTEIRO							PRT						
Griffin Core							TATUUS T-421						
1	<u>5:59.910</u> B	4:30.069	38.202	51.639	46.5	10:15:59.910							
2	2:30.356	1:09.987	39.361	41.008	111.4	10:18:30.266							
3	1:52.357	36.499	35.955	39.903	149.1	10:20:22.623							
4	1:47.902	34.519	34.304	39.079	155.2	10:22:10.525							
5	1:46.957	34.126	33.914	38.917	156.6	10:23:57.482							
6	1:46.510	33.973	33.704	38.833	157.3	10:25:43.992							
7	1:46.793	34.020	33.919	38.854	156.9	10:27:30.785							
8	1:46.665	33.940	33.852	38.873	157.0	10:29:17.450							
9	1:46.485	33.864	33.734	38.887	157.3	10:31:03.935							
10	<u>1:54.894</u> B	33.952	33.979	46.963	145.8	10:32:58.829							
11	16:49.839	...	38.082	43.063	16.6	10:49:48.668							
12	1:54.014	36.859	36.084	41.071	146.9	10:51:42.682							
13	1:51.544	35.266	35.450	40.828	150.2	10:53:34.226							
14	1:46.888	34.123	33.891	38.874	156.7	10:55:21.114							
15	1:45.896	33.744	33.626	38.526	158.2	10:57:07.010							
16	1:45.654	33.635	33.631	38.388	158.5	10:58:52.664							
17	<u>1:46.610</u>	<u>33.681</u>	33.690	39.239	157.1	11:00:39.274							
18	1:45.849	33.674	33.618	38.557	158.3	11:02:25.123							
19	1:46.211	33.511	33.799	38.901	157.7	11:04:11.334							



F4Spain ROUND 2 - PORTIMAO Official Previous Test

Sector Analysis

Lap under Red Flag — Invalidated Lap ■ Personal Best ■ Session Best B Crossing the pit lane

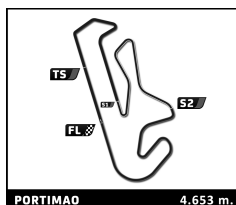
Lap	Time	Sector 1	Sector 2	Sector 3	Kph	Elapsed	Lap	Time	Sector 1	Sector 2	Sector 3	Kph	Elapsed
20	1:46.032	33.610	33.632	38.790	158.0	11:05:57.366	1	2:23.314	1:03.854	38.285	41.175	116.9	10:12:23.314
21	1:55.962B	33.815	34.817	47.330	144.5	11:07:53.328	2	<u>1:52.110</u>	<u>36.365</u>	35.768	39.977	149.4	10:14:15.424
22	2:48.130B	1:25.819	34.264	48.047	99.6	11:10:41.458	3	1:53.422	35.156			147.7	10:16:08.846

83 Alfons MIETTINEN FIN						
GRS Team			TATUUS T-421			
1	2:09.601	50.983	37.800	40.818	129.2	10:12:09.601
2	<u>1:53.543</u>	<u>36.532</u>	36.584	40.427	147.5	10:14:03.144
3	1:50.174	35.440	35.014	39.720	152.0	10:15:53.318
4	1:50.098	35.447	34.864	39.787	152.1	10:17:43.416
5	1:48.890	34.518	34.691	39.681	153.8	10:19:32.306
6	1:48.536	34.617	34.525	39.394	154.3	10:21:20.842
7	1:48.232	34.440	34.454	39.338	154.8	10:23:09.074
8	1:48.175	34.447	34.445	39.283	154.8	10:24:57.249
9	1:48.892	34.540	34.892	39.460	153.8	10:26:46.141
10	1:49.993	34.636	34.659	40.698	152.3	10:28:36.134
11	1:48.879	34.754	34.642	39.483	153.8	10:30:25.013
12	<u>2:01.187B</u>	37.344	<u>35.735</u>	48.108	138.2	10:32:26.200
13	17:27.591	...	37.537	40.568	16.0	10:49:53.791
14	1:52.275	36.772	36.014	39.489	149.2	10:51:46.066
15	1:50.820	35.542	35.589	39.689	151.2	10:53:36.886
16	1:49.443	35.165	34.954	39.324	153.1	10:55:26.329
17	1:48.075	34.305	34.602	39.168	155.0	10:57:14.404
18	1:48.728	35.108	34.534	39.086	154.1	10:59:03.132
19	1:48.359	34.469	34.686	39.204	154.6	11:00:51.491
20	1:47.908	34.345	34.474	39.089	155.2	11:02:39.399
21	1:47.861	34.244	34.495	39.122	155.3	11:04:27.260
22	1:54.066B	34.286	34.464	45.316	146.9	11:06:21.326

88 Miki BLASCOS ESP						
Monlau Motorsport			TATUUS T-421			
1	2:10.041B	41.497	37.908	50.636	128.8	10:12:10.041
2	5:20.886	4:04.667	35.901	40.318	52.2	10:17:30.927
3	1:50.552	36.182	35.106	39.264	151.5	10:19:21.479
4	1:47.279	34.314	34.000	38.965	156.1	10:21:08.758
5	1:47.209	34.168	33.799	39.242	156.2	10:22:55.967
6	1:46.612	33.959	33.804	38.849	157.1	10:24:42.579
7	1:46.851	34.036	33.989	38.826	156.8	10:26:29.430
8	1:46.689	33.827	33.818	39.044	157.0	10:28:16.119
9	<u>1:47.289</u>	<u>34.312</u>	34.164	38.813	156.1	10:30:03.408
10	1:46.716	33.904	34.027	38.785	157.0	10:31:50.124
11	1:58.243B	33.817	33.876	50.550	141.7	10:33:48.367
12	17:12.520	...	39.158	44.101	16.2	10:51:00.887
13	1:55.150	38.641	36.115	40.394	145.5	10:52:56.037
14	1:51.430	35.106	35.342	40.982	150.3	10:54:47.467
15	1:47.242	34.240	34.296	38.706	156.2	10:56:34.709
16	<u>1:46.088</u>	<u>33.777</u>	33.754	38.557	157.9	10:58:20.797
17	1:46.082	33.652	33.791	38.639	157.9	11:00:06.879
18	1:46.110	33.656	33.735	38.719	157.9	11:01:52.989
19	<u>1:46.909</u>	<u>33.850</u>	34.353	38.706	156.7	11:03:39.898
20	1:46.466	33.778	34.010	38.678	157.3	11:05:26.364
21	1:46.315	33.823	33.717	38.775	157.6	11:07:12.679
22	1:46.257	33.734	33.743	38.780	157.6	11:08:58.936
23	1:46.182	33.673	33.735	38.774	157.8	11:10:45.118

94 Jordan MOODLEY ZAF						
G4 Racing			TATUUS T-421			

96 Andre RODRIGUEZ USA						
GRS Team			TATUUS T-421			
1	2:45.965B	1:08.288	43.898	53.779	100.9	10:12:45.965
2	6:41.438	5:16.551	42.488	42.399	41.7	10:19:27.403
3	2:02.946	41.277	38.170	43.499	136.2	10:21:30.349
4	1:55.531	37.833	36.105	41.593	145.0	10:23:25.880
5	1:55.065	37.214	37.644	40.207	145.6	10:25:20.945
6	1:49.008	34.982	34.623	39.403	153.7	10:27:09.953
7	<u>1:48.554</u>	<u>34.571</u>	34.704	39.279	154.3	10:28:58.507
8	<u>1:50.204</u>	34.608	<u>36.284</u>	39.312	152.0	10:30:48.711
9	1:48.281	34.510	34.498	39.273	154.7	10:32:36.992
10	2:02.104B	34.441	34.763	52.900	137.2	10:34:39.096
11	15:13.236	...	37.178	41.284	18.3	10:49:52.332
12	1:55.988	36.577	39.176	40.235	144.4	10:51:48.320
13	1:58.617	35.590	41.499	41.528	141.2	10:53:46.937
14	1:50.656	34.558	34.642	41.456	151.4	10:55:37.593
15	<u>1:47.594</u>	<u>34.231</u>	34.218	39.145	155.7	10:57:25.187
16	1:52.114	34.130	34.642	43.342	149.4	10:59:17.301
17	1:47.682	34.217	34.374	39.091	155.6	11:01:04.983
18	1:47.595	34.202	34.511	38.882	155.7	11:02:52.578
19	1:47.204	34.027	34.221	38.956	156.3	11:04:39.782
20	1:47.515	34.174	34.182	39.159	155.8	11:06:27.297
21	<u>1:59.897B</u>	<u>34.285</u>	37.865	47.747	139.7	11:08:27.194



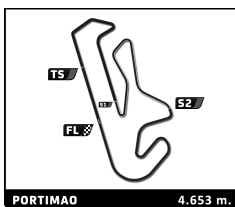
F4Spain

ROUND 2 - PORTIMAO

Official Previous Test

Track Limits Analysis

No	Driver	Team	T.L. Nr	Camera	Lap	Time	
5	Daniel MOTA	TC Racing	1	Turn 1	7	10:22:55.588	
5	Daniel MOTA	TC Racing	2	Turn 1	14	10:51:06.411	
						Total Infractions:	2
7	Felipe REIJS	MP Motorsport	1	Turn 5	6	10:21:58.016	
						Total Infractions:	1
8	Jacob MICALLEF	Campos Racing	1	Turn 1	4	10:20:36.450	
8	Jacob MICALLEF	Campos Racing	2	Turn 4	4	10:20:49.411	
8	Jacob MICALLEF	Campos Racing	3	Turn 1	18	10:59:39.130	
8	Jacob MICALLEF	Campos Racing	4	Turn 5	18	11:00:06.132	
8	Jacob MICALLEF	Campos Racing	5	Turn 1	21	11:04:57.685	
8	Jacob MICALLEF	Campos Racing	6	Turn 1	23	11:08:30.123	
8	Jacob MICALLEF	Campos Racing	7	Turn 5	23	11:08:57.590	
						Total Infractions:	4
9	Jean Paul KARRAS	G4 Racing	1	Turn 1	6	10:24:12.926	
9	Jean Paul KARRAS	G4 Racing	2	Turn 4	14	10:52:13.255	
9	Jean Paul KARRAS	G4 Racing	3	Turn 1	18	10:59:11.136	
						Total Infractions:	3
10	Luna FLUXÁ	Campos Racing	1	Turn 1	8	10:27:47.206	
10	Luna FLUXÁ	Campos Racing	2	Turn 1	16	10:55:37.081	
10	Luna FLUXÁ	Campos Racing	3	Turn 1	18	10:59:10.335	
10	Luna FLUXÁ	Campos Racing	4	Turn 1	22	11:06:15.248	
						Total Infractions:	4
11	Rahim ALIBHAI	Monlau Motorsport	1	Turn 5	7	10:25:26.358	
11	Rahim ALIBHAI	Monlau Motorsport	2	Turn 1	17	10:57:35.394	
11	Rahim ALIBHAI	Monlau Motorsport	3	Turn 1	18	10:59:28.817	
11	Rahim ALIBHAI	Monlau Motorsport	4	Turn 5	22	11:07:03.279	
11	Rahim ALIBHAI	Monlau Motorsport	5	Turn 1	23	11:08:25.553	
						Total Infractions:	5
12	Philippe Armand KARRAS	G4 Racing	1	Turn 1	8	10:27:51.183	
12	Philippe Armand KARRAS	G4 Racing	2	Turn 1	16	10:56:48.984	
12	Philippe Armand KARRAS	G4 Racing	3	Turn 1	17	10:58:34.527	
						Total Infractions:	3
13	Rodrigo MARTÍNEZ	Tecnicar	1	Turn 1	5	10:19:31.519	
13	Rodrigo MARTÍNEZ	Tecnicar	2	Turn 1	20	11:02:18.020	
13	Rodrigo MARTÍNEZ	Tecnicar	3	Turn 1	24	11:09:33.670	
						Total Infractions:	3
15	Jensen BURNETT	KCL Motorsport	1	Turn 5	4	10:23:20.096	
15	Jensen BURNETT	KCL Motorsport	2	Turn 5	9	10:32:23.098	
15	Jensen BURNETT	KCL Motorsport	3	Turn 5	14	10:59:54.586	
15	Jensen BURNETT	KCL Motorsport	4	Turn 5	15	11:01:41.453	
						Total Infractions:	4
17	Nacho TUÑÓN	T-Code by Amtog	1	Turn 1	11	10:30:08.118	
17	Nacho TUÑÓN	T-Code by Amtog	2	Turn 1	17	10:56:46.450	
						Total Infractions:	2
18	Zoe FLORESCU	Tecnicar	1	Turn 5	15	10:53:36.844	
18	Zoe FLORESCU	Tecnicar	2	Turn 1	17	10:56:47.453	
18	Zoe FLORESCU	Tecnicar	3	Turn 1	18	10:58:34.527	
18	Zoe FLORESCU	Tecnicar	4	Turn 1	20	11:02:07.678	
						Total Infractions:	4
21	Borys LYZEN	KCL Motorsport	1	Turn 1	10	10:29:55.143	
21	Borys LYZEN	KCL Motorsport	2	Turn 1	17	10:59:25.675	
						Total Infractions:	2
22	Vivek KANTHAN	Griffin Core	1	Turn 1	6	10:24:08.260	



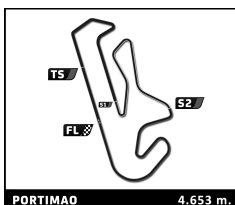
F4Spain

ROUND 2 - PORTIMAO

Official Previous Test

Track Limits Analysis

No	Driver	Team	T.L. Nr	Camera	Lap	Time
22	Vivek KANTHAN	Griffin Core	2	Turn 1	8	10:27:41.804
22	Vivek KANTHAN	Griffin Core	3	Turn 1	16	10:55:37.081
22	Vivek KANTHAN	Griffin Core	4	Turn 1	17	10:57:23.258
Total Infractions:						4
24	Beau LOWETTE	TC Racing	1	Turn 1	7	10:26:13.241
24	Beau LOWETTE	TC Racing	2	Turn 4	8	10:28:13.825
24	Beau LOWETTE	TC Racing	3	Turn 5	15	10:54:16.975
24	Beau LOWETTE	TC Racing	4	Turn 1	16	10:55:37.081
Total Infractions:						4
27	Yuzuki SATO	Monlau Motorsport	1	Turn 1	6	10:23:25.651
27	Yuzuki SATO	Monlau Motorsport	2	Turn 1	17	10:57:25.394
27	Yuzuki SATO	Monlau Motorsport	3	Turn 1	18	10:59:12.931
27	Yuzuki SATO	Monlau Motorsport	4	Turn 8	20	11:03:29.044
Total Infractions:						4
28	Max RADECK	DXR	1	Turn 1	5	10:18:09.202
28	Max RADECK	DXR	2	Turn 1	11	10:28:52.146
28	Max RADECK	DXR	3	Turn 1	15	10:56:21.791
28	Max RADECK	DXR	4	Turn 5	17	11:00:23.041
28	Max RADECK	DXR	5	Turn 1	21	11:07:02.340
Total Infractions:						5
32	Simón BULBARELLA	Drivex	1	Turn 1	9	10:25:15.124
32	Simón BULBARELLA	Drivex	2	Turn 4	9	10:25:28.421
32	Simón BULBARELLA	Drivex	3	Turn 5	20	11:05:38.788
Total Infractions:						2
37	Ty FISHER	Griffin Core	1	Turn 1	6	10:24:07.187
37	Ty FISHER	Griffin Core	2	Turn 8	21	11:05:09.826
Total Infractions:						2
38	Daniel KELLEHER	Campos Racing	1	Turn 1	18	10:59:07.065
Total Infractions:						1
39	Louis COCHET	KCL Motorsport	1	Turn 1	7	10:22:31.999
39	Louis COCHET	KCL Motorsport	2	Turn 1	15	10:55:26.869
39	Louis COCHET	KCL Motorsport	3	Turn 1	17	10:59:02.984
39	Louis COCHET	KCL Motorsport	4	Turn 1	22	11:08:03.800
39	Louis COCHET	KCL Motorsport	5	Turn 5	23	11:10:19.349
Total Infractions:						5
40	Kasper SCHORMANS	MP Motorsport	1	Turn 4	2	10:12:53.497
40	Kasper SCHORMANS	MP Motorsport	2	Turn 1	23	11:04:25.347
40	Kasper SCHORMANS	MP Motorsport	3	Turn 1	25	11:07:59.396
Total Infractions:						3
44	Elliot KACZYNSKI	Drivex	1	Turn 1	7	10:21:40.616
44	Elliot KACZYNSKI	Drivex	2	Turn 1	10	10:27:00.531
44	Elliot KACZYNSKI	Drivex	3	Turn 1	22	11:05:13.063
44	Elliot KACZYNSKI	Drivex	4	Turn 1	23	11:06:59.271
Total Infractions:						4
46	Nathan TYE	Drivex	1	Turn 4	6	10:20:09.964
Total Infractions:						1
71	Sam URUS	DXR	1	Turn 1	3	10:14:29.181
71	Sam URUS	DXR	2	Turn 4	4	10:16:35.426
71	Sam URUS	DXR	3	Turn 1	6	10:20:00.078
71	Sam URUS	DXR	4	Turn 8	16	10:59:05.734
71	Sam URUS	DXR	5	Turn 8	20	11:06:28.337
Total Infractions:						5
73	Fausto ARNAUDO	Monlau Motorsport	1	Turn 1	21	11:06:37.806



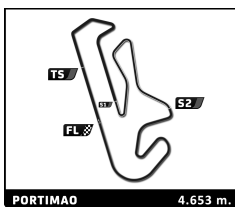
F4Spain

ROUND 2 - PORTIMAO

Official Previous Test

Track Limits Analysis

No	Driver	Team	T.L. Nr	Camera	Lap	Time	
73	Fausto ARNAUDO	Monlau Motorsport	2	Turn 1	22	11:08:24.817	
							Total Infractions: <input type="text" value="2"/>
74	Pablo RICCOBONO	GRS Team	1	Turn 1	9	10:25:06.852	
74	Pablo RICCOBONO	GRS Team	2	Turn 1	15	10:56:50.052	
74	Pablo RICCOBONO	GRS Team	3	Turn 1	16	10:58:37.055	
							Total Infractions: <input type="text" value="3"/>
77	Andrej PETROVIC	T-Code by Amtog	1	Turn 4	9	10:26:47.702	
77	Andrej PETROVIC	T-Code by Amtog	2	Turn 1	16	10:54:58.613	
77	Andrej PETROVIC	T-Code by Amtog	3	Turn 1	17	10:56:45.352	
							Total Infractions: <input type="text" value="3"/>
78	Maria NETO	TC Racing	1	Turn 1	5	10:17:58.527	
78	Maria NETO	TC Racing	2	Turn 1	6	10:19:51.866	
78	Maria NETO	TC Racing	3	Turn 1	8	10:50:13.190	
78	Maria NETO	TC Racing	4	Turn 1	9	10:52:03.069	
78	Maria NETO	TC Racing	5	Turn 1	12	10:57:30.056	
78	Maria NETO	TC Racing	6	Turn 1	13	10:59:19.008	
							Total Infractions: <input type="text" value="6"/>
80	Sebastián FRIGOLET	DXR	1	Turn 1	9	10:25:21.265	
80	Sebastián FRIGOLET	DXR	2	Turn 1	12	10:52:45.348	
80	Sebastián FRIGOLET	DXR	3	Turn 1	15	10:58:10.202	
							Total Infractions: <input type="text" value="3"/>
81	Noah MONTEIRO	Griffin Core	1	Turn 1	17	10:59:05.663	
							Total Infractions: <input type="text" value="1"/>
83	Alfons MIETTINEN	GRS Team	1	Turn 4	2	10:12:37.949	
83	Alfons MIETTINEN	GRS Team	2	Turn 8	12	10:31:25.512	
							Total Infractions: <input type="text" value="2"/>
88	Miki BLASCOS	Monlau Motorsport	1	Turn 1	9	10:28:29.250	
88	Miki BLASCOS	Monlau Motorsport	2	Turn 1	16	10:56:47.453	
88	Miki BLASCOS	Monlau Motorsport	3	Turn 1	19	11:02:05.944	
							Total Infractions: <input type="text" value="3"/>
94	Jorden MOODLEY	G4 Racing	1	Turn 4	2	10:12:51.627	
94	Jorden MOODLEY	G4 Racing	2	Turn 4	4	10:16:35.426	
94	Jorden MOODLEY	G4 Racing	3	Turn 1	6	10:20:00.078	
94	Jorden MOODLEY	G4 Racing	4	Turn 1	10	10:27:14.944	
94	Jorden MOODLEY	G4 Racing	5	Turn 5	10	10:27:42.357	
94	Jorden MOODLEY	G4 Racing	6	Turn 5	13	10:52:54.798	
94	Jorden MOODLEY	G4 Racing	7	Turn 4	15	10:56:19.491	
94	Jorden MOODLEY	G4 Racing	8	Turn 4	20	11:05:21.172	
94	Jorden MOODLEY	G4 Racing	9	Turn 5	21	11:07:24.392	
							Total Infractions: <input type="text" value="8"/>
96	Andre RODRIGUEZ	GRS Team	1	Turn 1	7	10:27:23.253	
96	Andre RODRIGUEZ	GRS Team	2	Turn 8	8	10:29:55.222	
96	Andre RODRIGUEZ	GRS Team	3	Turn 1	15	10:55:50.800	
96	Andre RODRIGUEZ	GRS Team	4	Turn 4	21	11:06:53.765	
							Total Infractions: <input type="text" value="4"/>



F4Spain
ROUND 2 - PORTIMAO
Official Previous Test
Track Limits Analysis

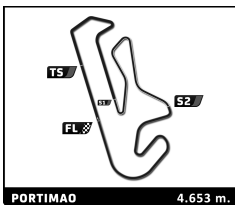
No	Driver	Team	T.L. Nr	Camera	Lap	Time
----	--------	------	---------	--------	-----	------

TOTAL TRACK LIMITS: 117

Published at:11:15.....

Track Limits Operator:
Daphne FERNÁNDEZ
OD-1537-ESP-CAT







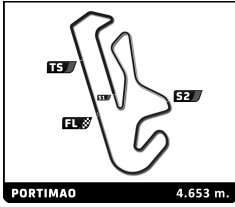
F4Spain
ROUND 2 - PORTIMAO
 Official Previous Test

Race Director Report

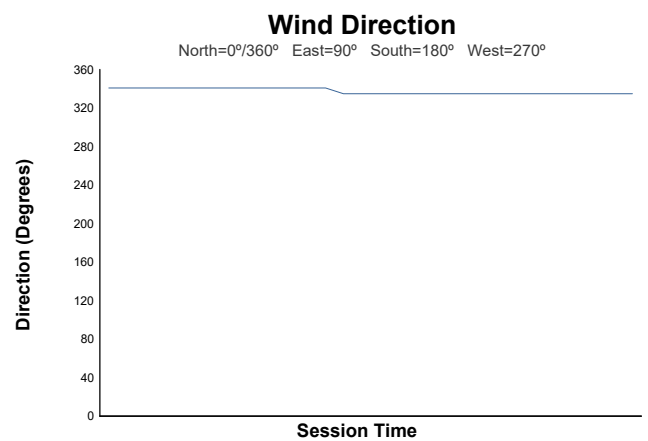
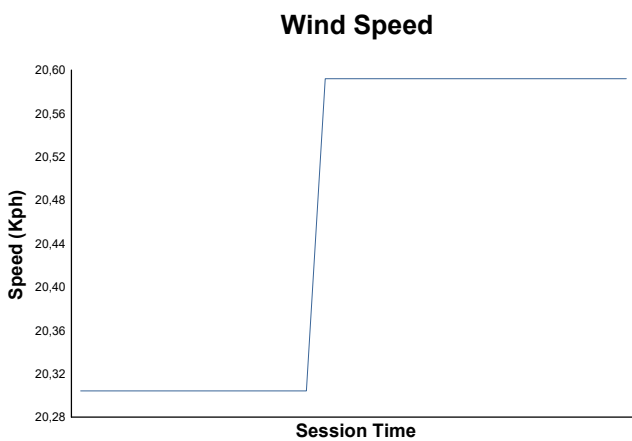
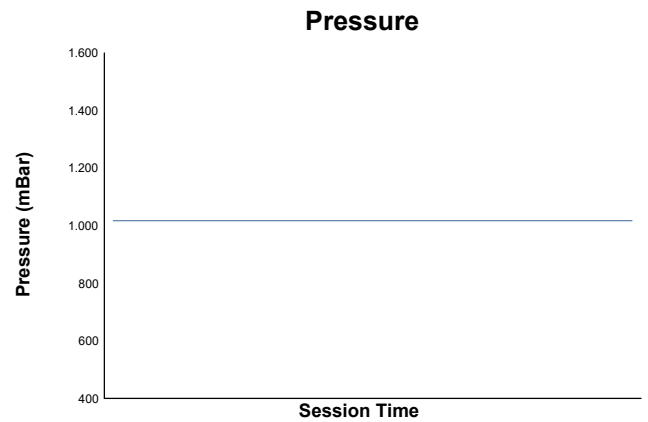
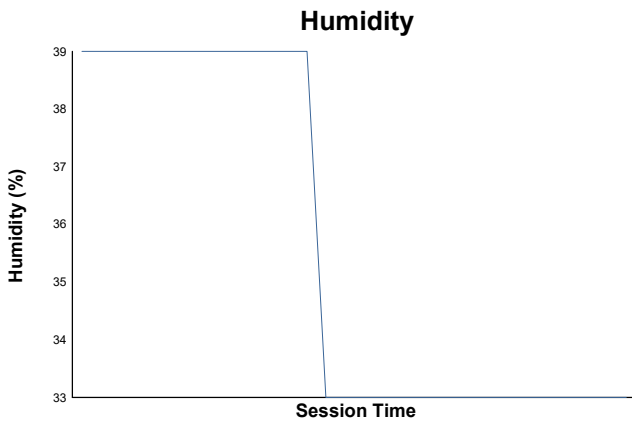
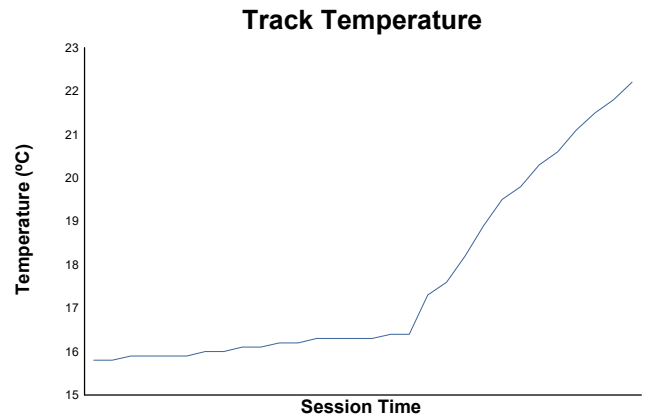
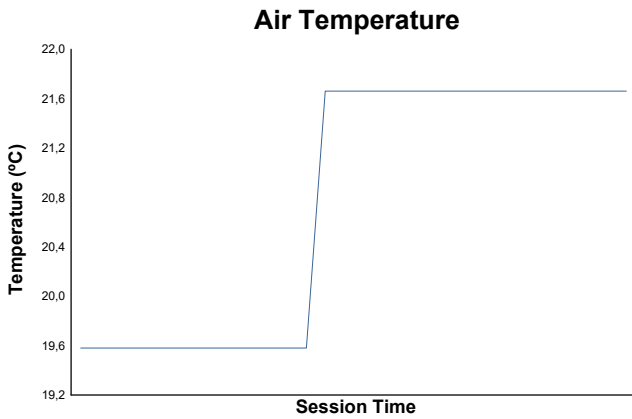
Hour	Flag	Message
10:08:00		FAST LANE OPEN
10:10:00		PIT LANE OPEN
10:33:10	RF	RED FLAG
10:37:00		SESSION WILL RESUME AT 10:38 CONFIRMED
10:38:00	GF	GREEN FLAG
10:39:36		CARS #7 #11 #23 - NO TELEMETRY DETECTED - PLEASE CHECK
10:40:13		CARS #22 #46 #74 - POOR GPS SIGNAL - CHECK GPS ANTENNA CONNECTION
10:49:42		CARS #22 #46 #74 #40 - POOR GPS SIGNAL - CHECK GPS ANTENNA CONNECTION
11:10:01		CHEQUERED FLAG

Published at: ...11:15.....

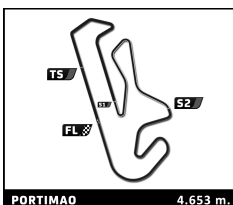
<p>Race Director: Luis GONZÁLEZ</p> 	<p>Timekeeper: Alberto ESTÉBANEZ</p> 
---	--



ROUND 2 - PORTIMAO
F4Spain
Official Previous Test
Weather Report



Track Status: **DRY**



F4Spain

ROUND 2 - PORTIMAO

Free Practice 1

Classification

No	Driver	Nat	Team	Car	Cl.	Time	Lap Total	Gap	Kph
1	40 Kasper SCHORMANS	NLD	MP Motorsport	TATUUS T-421	R	1:45.691	8 11	- -	158.5
2	38 Daniel KELLEHER	IRL	Campos Racing	TATUUS T-421	R	1:45.999	9 11	+0.308 +0.308	158.0
3	21 Borys LYZEN	POL	KCL Motorsport	TATUUS T-421	R	1:46.037	7 11	+0.346 +0.038	158.0
4	22 Vivek KANTHAN	USA	Griffin Core	TATUUS T-421		1:46.044	5 8	+0.353 +0.007	158.0
5	23 Rocco CORONEL	NLD	MP Motorsport	TATUUS T-421	R	1:46.065	9 12	+0.374 +0.021	157.9
6	81 Noah MONTEIRO	PRT	Griffin Core	TATUUS T-421		1:46.068	7 10	+0.377 +0.003	157.9
7	37 Ty FISHER	CAN	Griffin Core	TATUUS T-421	R	1:46.160	8 8	+0.469 +0.092	157.8
8	77 Andrej PETROVIC	SRB	T-Code by Amtog	TATUUS T-421		1:46.161	9 12	+0.470 +0.001	157.8
9	46 Nathan TYE	GBR	Drivex	TATUUS T-421		1:46.356	8 11	+0.665 +0.195	157.5
10	88 Miki BLASCOS	ESP	Monlau Motorsport	TATUUS T-421	R	1:46.391	6 9	+0.700 +0.035	157.4
11	8 Jacob MICALLEF	MLT	Campos Racing	TATUUS T-421	R	1:46.418	11 11	+0.727 +0.027	157.4
12	17 Nacho TUÑÓN	ESP	T-Code by Amtog	TATUUS T-421		1:46.490	12 13	+0.799 +0.072	157.3
13	25 Aleix PIÑERA	ESP	Tecnicar	TATUUS T-421	R	1:46.508	10 14	+0.817 +0.018	157.3
14	15 Jensen BURNETT	CAN	KCL Motorsport	TATUUS T-421	R	1:46.512	8 12	+0.821 +0.004	157.3
15	10 Luna FLUXÁ	ESP	Campos Racing	TATUUS T-421	R	1:46.614	7 11	+0.923 +0.102	157.1
16	24 Beau LOWETTE	BEL	TC Racing	TATUUS T-421	R	1:46.636	9 12	+0.945 +0.022	157.1
17	39 Louis COCHET	NLD	KCL Motorsport	TATUUS T-421	R	1:46.673	6 11	+0.982 +0.037	157.0
18	27 Yuzuki SATO	JPN	Monlau Motorsport	TATUUS T-421	R	1:46.780	4 9	+1.089 +0.107	156.9
19	32 Simón BULBARELLA	ARG	Drivex	TATUUS T-421	R	1:46.861	7 10	+1.170 +0.081	156.8
20	7 Felipe REIJS	NLD	MP Motorsport	TATUUS T-421	R	1:46.959	8 11	+1.268 +0.098	156.6
21	73 Fausto ARNAUDO	ARG	Monlau Motorsport	TATUUS T-421	R	1:47.063	9 9	+1.372 +0.104	156.5
22	44 Elliot KACZYNSKI	SWE	Drivex	TATUUS T-421	R	1:47.088	5 8	+1.397 +0.025	156.4
23	28 Max RADECK	PRT	DXR	TATUUS T-421	R	1:47.098	5 8	+1.407 +0.010	156.4
24	74 Pablo RICCOBONO	ESP	GRS Team	TATUUS T-421		1:47.119	10 13	+1.428 +0.021	156.4
25	18 Zoe FLORESCU	ROU	Tecnicar	TATUUS T-421	R	1:47.147	11 13	+1.456 +0.028	156.3
26	80 Sebastián FRIGOLET	MEX	DXR	TATUUS T-421	R	1:47.298	5 8	+1.607 +0.151	156.1
27	11 Rahim ALIBHAI	USA	Monlau Motorsport	TATUUS T-421	R	1:47.326	11 12	+1.635 +0.028	156.1
28	12 Philippe Armand KARRAS	GRC	G4 Racing	TATUUS T-421		1:47.405	10 13	+1.714 +0.079	156.0
29	78 Maria NETO	PRT	TC Racing	TATUUS T-421	R	1:47.414	6 9	+1.723 +0.009	155.9
30	5 Daniel MOTA	ESP	TC Racing	TATUUS T-421	R	1:47.419	11 11	+1.728 +0.005	155.9
31	9 Jean Paul KARRAS	GRC	G4 Racing	TATUUS T-421		1:47.551	11 13	+1.860 +0.132	155.7
32	96 Andre RODRIGUEZ	USA	GRS Team	TATUUS T-421	R	1:47.993	5 12	+2.302 +0.442	155.1
33	83 Alfons MIETTINEN	FIN	GRS Team	TATUUS T-421		1:48.460	9 13	+2.769 +0.467	154.4
34	94 Jorden MOODLEY	ZAF	G4 Racing	TATUUS T-421		1:49.071	5 13	+3.380 +0.611	153.6
35	13 Rodrigo MARTÍNEZ	MEX	Tecnicar	TATUUS T-421	R	1:49.152	4 7	+3.461 +0.081	153.5
36	71 Sam URUS	MCO	DXR	TATUUS T-421		1:49.936	5 8	+4.245 +0.784	152.4

Fastest Lap: Lap 8 | Kasper SCHORMANS | 1:45.691 | 158.5 Kph

CAR #71 - BEST LAPTIME DELETED - CAUSING A RED FLAG - Art. 30.7

Published at: 13:25

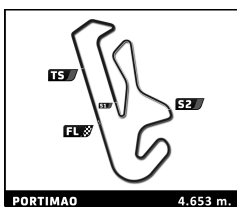
Track Status: **DRY**

Race Director:
Luis GONZÁLEZ



Timekeeper:
Alberto ESTÉBANEZ





F4Spain

ROUND 2 - PORTIMAO

Free Practice 1

Classification by Class

No	Driver	Nat	Team	Car	Time	Lap Total	Gap	Kph
R								
1	40 Kasper SCHORMANS	NLD	MP Motorsport	TATUUS T-421	1:45.691	8 11		158.5
2	38 Daniel KELLEHER	IRL	Campos Racing	TATUUS T-421	1:45.999	9 11	+0.308 +0.308	158.0
3	21 Borys LYZEN	POL	KCL Motorsport	TATUUS T-421	1:46.037	7 11	+0.346 +0.038	158.0
4	23 Rocco CORONEL	NLD	MP Motorsport	TATUUS T-421	1:46.065	9 12	+0.374 +0.028	157.9
5	37 Ty FISHER	CAN	Griffin Core	TATUUS T-421	1:46.160	8 8	+0.469 +0.095	157.8
6	88 Miki BLASCOS	ESP	Monlau Motorsport	TATUUS T-421	1:46.391	6 9	+0.700 +0.231	157.4
7	8 Jacob MICALLEF	MLT	Campos Racing	TATUUS T-421	1:46.418	11 11	+0.727 +0.027	157.4
8	25 Aleix PIÑERA	ESP	Tecnicar	TATUUS T-421	1:46.508	10 14	+0.817 +0.090	157.3
9	15 Jensen BURNETT	CAN	KCL Motorsport	TATUUS T-421	1:46.512	8 12	+0.821 +0.004	157.3
10	10 Luna FLUXÁ	ESP	Campos Racing	TATUUS T-421	1:46.614	7 11	+0.923 +0.102	157.1
11	24 Beau LOWETTE	BEL	TC Racing	TATUUS T-421	1:46.636	9 12	+0.945 +0.022	157.1
12	39 Louis COCHET	NLD	KCL Motorsport	TATUUS T-421	1:46.673	6 11	+0.982 +0.037	157.0
13	27 Yuzuki SATO	JPN	Monlau Motorsport	TATUUS T-421	1:46.780	4 9	+1.089 +0.107	156.9
14	32 Simón BULBARELLA	ARG	Drivex	TATUUS T-421	1:46.861	7 10	+1.170 +0.081	156.8
15	7 Felipe REIJS	NLD	MP Motorsport	TATUUS T-421	1:46.959	8 11	+1.268 +0.098	156.6
16	73 Fausto ARNAUDO	ARG	Monlau Motorsport	TATUUS T-421	1:47.063	9 9	+1.372 +0.104	156.5
17	44 Elliot KACZYNSKI	SWE	Drivex	TATUUS T-421	1:47.088	5 8	+1.397 +0.025	156.4
18	28 Max RADECK	PRT	DXR	TATUUS T-421	1:47.098	5 8	+1.407 +0.010	156.4
19	18 Zoe FLORESCU	ROU	Tecnicar	TATUUS T-421	1:47.147	11 13	+1.456 +0.049	156.3
20	80 Sebastián FRIGOLET	MEX	DXR	TATUUS T-421	1:47.298	5 8	+1.607 +0.151	156.1
21	11 Rahim ALIBHAI	USA	Monlau Motorsport	TATUUS T-421	1:47.326	11 12	+1.635 +0.028	156.1
22	78 Maria NETO	PRT	TC Racing	TATUUS T-421	1:47.414	6 9	+1.723 +0.088	155.9
23	5 Daniel MOTA	ESP	TC Racing	TATUUS T-421	1:47.419	11 11	+1.728 +0.005	155.9
24	96 Andre RODRIGUEZ	USA	GRS Team	TATUUS T-421	1:47.993	5 12	+2.302 +0.574	155.1
25	13 Rodrigo MARTÍNEZ	MEX	Tecnicar	TATUUS T-421	1:49.152	4 7	+3.461 +1.159	153.5

CAR #71 - BEST LAPTIME DELETED - CAUSING A RED FLAG - Art. 30.7

Published at:13:25.....

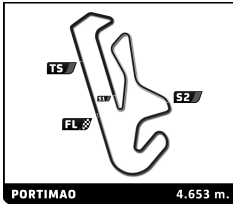
Track Status: **DRY**

Race Director:
Luis GONZÁLEZ



Timekeeper:
Alberto ESTÉBANEZ





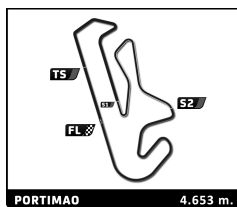
F4Spain

ROUND 2 - PORTIMAO

Free Practice 1

Best Top Speed

No Driver	Team	Class	Top 1		Top 2		Top 3		Top 4		Top 5		
			Kph	Lap	Kph	Lap	Kph	Lap	Kph	Lap	Kph	Lap	Avg
12 Philippe Armand KARRAS	G4 Racing		235.3	9	231.3	11	229.8	13	229.3	10	228.8	8	230,9
27 Yuzuki SATO	Monlau Motorsport	R	234.3	6	227.8	5	226.9	4	226.9	7	226.4	8	228,5
28 Max RADECK	DXR	R	234.3	6	232.3	5	229.8	4	227.8	3	227.8	7	230,4
11 Rahim ALIBHAI	Monlau Motorsport	R	233.8	7	232.8	9	229.8	8	228.8	12	228.8	10	230,8
18 Zoe FLORESCU	Tecnicar	R	233.3	10	232.3	11	230.3	12	228.8	9	226.9	5	230,3
88 Miki BLASCOS	Monlau Motorsport	R	233.3	7	231.8	6	230.3	5	229.8	4	227.4	8	230,5
32 Simón BULBARELLA	Drivex	R	232.8	6	230.3	8	230.3	7	228.8	5	227.8	9	230,0
39 Louis COCHET	KCL Motorsport	R	232.8	7	231.8	8	229.8	10	228.3	9	228.3	6	230,2
40 Kasper SCHORMANS	MP Motorsport	R	232.3	8	231.3	7	230.3	10	230.3	9	229.3	6	230,7
73 Fausto ARNAUDO	Monlau Motorsport	R	232.3	6	230.8	8	229.8	5	228.3	4	228.3	7	229,9
21 Borys LYZEN	KCL Motorsport	R	231.8	8	231.3	6	230.3	7	229.3	11	228.8	10	230,3
5 Daniel MOTA	TC Racing	R	231.3	6	230.8	7	230.3	8	229.8	9	227.8	10	230,0
24 Beau LOWETTE	TC Racing	R	231.3	9	229.3	10	227.8	8	227.4	12	227.4	11	228,6
37 Ty FISHER	Griffin Core	R	231.3	4	229.8	5	229.8	6	229.8	8	228.3	7	229,8
17 Nacho TUÑÓN	T-Code by Amtog		230.3	11	230.3	10	229.3	12	228.3	9	227.4	13	229,1
22 Vivek KANTHAN	Griffin Core		230.3	5	228.8	6	228.8	8	228.3	7	227.8	4	228,8
7 Felipe REIJS	MP Motorsport	R	229.8	7	229.3	8	227.8	11	226.9	10	226.4	9	228,0
8 Jacob MICALLEF	Campos Racing	R	229.8	8	228.8	11	228.8	10	228.3	9	227.8	7	228,7
9 Jean Paul KARRAS	G4 Racing		229.3	12	228.8	10	228.8	6	228.3	8	227.8	9	228,6
23 Rocco CORONEL	MP Motorsport	R	229.3	9	228.8	8	227.8	11	227.8	10	226.4	7	228,0
25 Aleix PIÑERA	Tecnicar	R	229.3	11	228.8	10	228.8	7	228.3	9	227.8	12	228,6
46 Nathan TYE	Drivex		229.3	9	229.3	8	228.8	7	227.4	11	227.4	10	228,4
71 Sam URUS	DXR		229.3	4	228.3	5	227.8	6	226.4	8	225.5	7	227,5
80 Sebastián FRIGOLET	DXR	R	229.3	3	229.3	5	228.3	7	227.8	6	227.4	4	228,4
81 Noah MONTEIRO	Griffin Core		229.3	9	228.8	10	228.3	7	226.9	8	226.4	6	227,9
15 Jensen BURNETT	KCL Motorsport	R	228.8	9	228.8	8	228.8	7	228.3	10	226.4	11	228,2
78 Maria NETO	TC Racing	R	228.8	6	228.3	5	227.4	7	226.9	4	226.9	9	227,7
44 Elliot KACZYNSKI	Drivex	R	228.3	5	228.3	7	227.8	3	227.8	4	227.4	8	227,9
77 Andrej PETROVIC	T-Code by Amtog		228.3	9	228.3	8	228.3	6	227.4	10	225.9	12	227,6
83 Alfons MIETTINEN	GRS Team		228.3	9	226.4	10	226.4	8	225.5	11	225.5	3	226,4
96 Andre RODRIGUEZ	GRS Team	R	227.8	9	226.4	8	225.9	12	225.9	6	225.5	10	226,3
13 Rodrigo MARTÍNEZ	Tecnicar	R	227.4	4	226.4	6	223.6	7	223.1	5	204.2	3	220,9
74 Pablo RICCOBONO	GRS Team		227.4	10	226.9	7	226.4	11	225.0	4	224.5	13	226,0
10 Luna FLUXÁ	Campos Racing	R	226.9	8	226.9	7	225.9	5	225.5	10	225.5	9	226,1
38 Daniel KELLEHER	Campos Racing	R	226.9	10	226.9	9	225.9	11	225.9	8	225.5	5	226,2
94 Jorden MOODLEY	G4 Racing		225.9	9	225.9	6	225.5	12	225.5	10	225.5	8	225,7




F4Spain

ROUND 2 - PORTIMAO

Free Practice 1

Best Sector Times

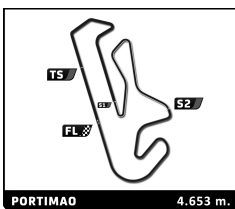
Sector 1			Sector 2			Sector 3			Ideal Lap	Best Lap
Pos	No Driver	Time	No Driver	Time	No Driver	Time	Pos	No Driver		
1	37 T.FISHER	33.587	38 D.KELLEHER	33.623	40 K.SCHORMANS	38.324	1	40 K.SCHORMANS	1:45.670	1:45.691 (1)
2	21 B.LYZEN	33.597	88 M.BLASCOS	33.668	22 V.KANTHAN	38.459	2	22 V.KANTHAN	1:45.772	1:46.044 (4)
3	38 D.KELLEHER	33.600	22 V.KANTHAN	33.701	21 B.LYZEN	38.470	3	21 B.LYZEN	1:45.850	1:46.037 (3)
4	22 V.KANTHAN	33.612	40 K.SCHORMANS	33.730	37 T.FISHER	38.496	4	37 T.FISHER	1:45.922	1:46.160 (7)
5	40 K.SCHORMANS	33.616	81 N.MONTEIRO	33.761	15 J.BURNETT	38.513	5	38 D.KELLEHER	1:45.941	1:45.999 (2)
6	88 M.BLASCOS	33.640	23 R.CORONEL	33.770	81 N.MONTEIRO	38.541	6	23 R.CORONEL	1:46.051	1:46.065 (5)
7	77 A.PETROVIC	33.691	21 B.LYZEN	33.783	46 N.TYE	38.546	7	81 N.MONTEIRO	1:46.068	1:46.068 (6)
8	15 J.BURNETT	33.698	10 L.FLUXÁ	33.822	77 A.PETROVIC	38.547	8	77 A.PETROVIC	1:46.096	1:46.161 (8)
9	23 R.CORONEL	33.718	46 N.TYE	33.833	23 R.CORONEL	38.563	9	88 M.BLASCOS	1:46.119	1:46.391 (10)
10	8 J.MICALLEF	33.725	17 N.TUÑÓN	33.837	8 J.MICALLEF	38.585	10	8 J.MICALLEF	1:46.147	1:46.418 (11)
11	17 N.TUÑÓN	33.729	8 J.MICALLEF	33.837	39 L.COCHET	38.589	11	46 N.TYE	1:46.206	1:46.356 (9)
12	81 N.MONTEIRO	33.766	37 T.FISHER	33.839	10 L.FLUXÁ	38.605	12	15 J.BURNETT	1:46.247	1:46.512 (14)
13	24 B.LOWETTE	33.797	77 A.PETROVIC	33.858	24 B.LOWETTE	38.686	13	17 N.TUÑÓN	1:46.361	1:46.490 (12)
14	25 A.PIÑERA	33.812	25 A.PIÑERA	33.902	7 F.REIJS	38.686	14	24 B.LOWETTE	1:46.390	1:46.636 (16)
15	46 N.TYE	33.827	24 B.LOWETTE	33.907	38 D.KELLEHER	38.718	15	10 L.FLUXÁ	1:46.407	1:46.614 (15)
16	39 L.COCHET	33.857	27 Y.SATO	33.964	27 Y.SATO	38.719	16	25 A.PIÑERA	1:46.473	1:46.508 (13)
17	11 R.ALIBHAI	33.902	7 F.REIJS	34.001	18 Z.FLORESCU	38.751	17	39 L.COCHET	1:46.626	1:46.673 (17)
18	44 E.KACZYNSKI	33.925	32 S.BULBARELLA	34.035	25 A.PIÑERA	38.759	18	27 Y.SATO	1:46.691	1:46.780 (18)
19	74 P.RICCOBONO	33.974	15 J.BURNETT	34.036	32 S.BULBARELLA	38.778	19	7 F.REIJS	1:46.721	1:46.959 (20)
20	10 L.FLUXÁ	33.980	18 Z.FLORESCU	34.051	17 N.TUÑÓN	38.795	20	18 Z.FLORESCU	1:46.820	1:47.147 (25)
21	73 F.ARNAUDO	33.989	74 P.RICCOBONO	34.059	88 M.BLASCOS	38.811	21	32 S.BULBARELLA	1:46.835	1:46.861 (19)
22	27 Y.SATO	34.008	11 R.ALIBHAI	34.096	28 M.RADECK	38.823	22	74 P.RICCOBONO	1:46.876	1:47.119 (24)
23	28 M.RADECK	34.013	73 F.ARNAUDO	34.106	73 F.ARNAUDO	38.825	23	11 R.ALIBHAI	1:46.879	1:47.326 (27)
24	18 Z.FLORESCU	34.018	5 D.MOTA	34.106	5 D.MOTA	38.832	24	73 F.ARNAUDO	1:46.920	1:47.063 (21)
25	32 S.BULBARELLA	34.022	9 J.KARRAS	34.138	44 E.KACZYNSKI	38.833	25	44 E.KACZYNSKI	1:46.920	1:47.088 (22)
26	7 F.REIJS	34.034	28 M.RADECK	34.154	74 P.RICCOBONO	38.843	26	28 M.RADECK	1:46.990	1:47.098 (23)
27	5 D.MOTA	34.053	44 E.KACZYNSKI	34.162	11 R.ALIBHAI	38.881	27	5 D.MOTA	1:46.991	1:47.419 (30)
28	80 S.FRIGOLET	34.060	39 L.COCHET	34.180	80 S.FRIGOLET	38.892	28	80 S.FRIGOLET	1:47.258	1:47.298 (26)
29	12 P.KARRAS	34.118	78 M.NETO	34.180	12 P.KARRAS	39.023	29	12 P.KARRAS	1:47.335	1:47.405 (28)
30	78 M.NETO	34.134	12 P.KARRAS	34.194	9 J.KARRAS	39.059	30	9 J.KARRAS	1:47.365	1:47.551 (31)
31	9 J.KARRAS	34.168	96 A.RODRIGUEZ	34.288	78 M.NETO	39.073	31	78 M.NETO	1:47.387	1:47.414 (29)
32	94 J.MOODLEY	34.284	80 S.FRIGOLET	34.306	96 A.RODRIGUEZ	39.152	32	96 A.RODRIGUEZ	1:47.823	1:47.993 (32)
33	96 A.RODRIGUEZ	34.383	94 J.MOODLEY	34.329	83 A.MIETTINEN	39.278	33	94 J.MOODLEY	1:48.188	1:49.071 (34)
34	83 A.MIETTINEN	34.421	83 A.MIETTINEN	34.646	13 R.MARTÍNEZ	39.456	34	83 A.MIETTINEN	1:48.345	1:48.460 (33)
35	13 R.MARTÍNEZ	34.657	13 R.MARTÍNEZ	34.760	71 S.URUS	39.458	35	13 R.MARTÍNEZ	1:48.873	1:49.152 (35)
36	71 S.URUS	34.849	71 S.URUS	34.908	94 J.MOODLEY	39.575	36	71 S.URUS	1:49.215	1:49.936 (36)



F4Spain
ROUND 2 - PORTIMAO
Free Practice 1






Fastest Lap Sequence

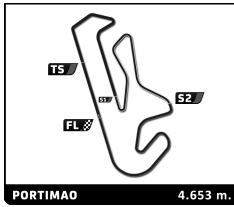
Elapsed	No Driver	Team	Car	Class	Time	Kph	Lap
3:56.953	17 Nacho TUÑÓN	T-Code by Amtog	TATUUS T-421		1:51.392	150.4	2
4:10.246	74 Pablo RICCOBONO	GRS Team	TATUUS T-421		1:49.694	152.7	2
5:44.831	17 Nacho TUÑÓN	T-Code by Amtog	TATUUS T-421		1:47.878	155.3	3
9:18.894	17 Nacho TUÑÓN	T-Code by Amtog	TATUUS T-421		1:47.149	156.3	5
10:49.487	77 Andrej PETROVIC	T-Code by Amtog	TATUUS T-421		1:47.051	156.5	4
11:05.752	17 Nacho TUÑÓN	T-Code by Amtog	TATUUS T-421		1:46.858	156.8	6
12:36.093	77 Andrej PETROVIC	T-Code by Amtog	TATUUS T-421		1:46.606	157.1	5
21:39.996	40 Kasper SCHORMANS	MP Motorsport	TATUUS T-421	R	1:46.400	157.4	6
23:26.229	40 Kasper SCHORMANS	MP Motorsport	TATUUS T-421	R	1:46.233	157.7	7
23:28.250	21 Borys LYZEN	KCL Motorsport	TATUUS T-421	R	1:46.037	158.0	7
25:11.920	40 Kasper SCHORMANS	MP Motorsport	TATUUS T-421	R	1:45.691	158.5	8



F4Spain
 ROUND 2 - PORTIMAO
 Free Practice 1

Flag Analysis

Flag	Time
	GREEN FLAG 12:50:00.000
	YELLOW FLAG AT SECTOR 1 13:03:47.832
	RED FLAG 13:04:14.613
	GREEN FLAG 13:08:01.348
	CHEQUERED FLAG 13:20:00.000



F4Spain

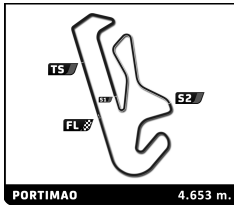
ROUND 2 - PORTIMAO

Free Practice 1

Sector Analysis

Lap under Red Flag — Invalidated Lap ■ Personal Best ■ Session Best ■ Crossing the pit lane

Lap	Time	Sector 1	Sector 2	Sector 3	Kph	Elapsed	Lap	Time	Sector 1	Sector 2	Sector 3	Kph	Elapsed			
5	Daniel MOTA ESP							13	1:47.900	34.188	34.486	39.226	155.2	13:21:01.083		
	TC Racing TATUUS T-421															
1	2:37.111	B	1:10.996	36.532	49.583	106.6	12:52:37.111									
2	3:27.701	B	2:04.656	35.049	47.996	80.6	12:56:04.812									
3	6:45.324		5:27.681	37.090	40.553	41.3	13:02:50.136									
4	2:20.664	B	41.408	39.723	59.533	119.1	13:05:10.800									
5	5:00.645		3:44.271	36.124	40.250	55.7	13:10:11.445									
6	<u>1:51.583</u>		<u>34.586</u>	34.483	42.514	150.1	13:12:03.028									
7	<u>1:47.433</u>		<u>34.259</u>	34.342	38.832	155.9	13:13:50.461									
8	1:48.187		34.427	34.106	39.654	154.8	13:15:38.648									
9	1:48.580		34.053	34.396	40.131	154.3	13:17:27.228									
10	1:47.581		34.141	34.451	38.989	155.7	13:19:14.809									
11	1:47.419		34.208	34.189	39.022	155.9	13:21:02.228									
7	Felipe REIJS NLD							10	Luna FLUXÁ ESP							
	MP Motorsport TATUUS T-421								Campos Racing TATUUS T-421							
1	2:06.606	B	42.217	35.650	48.739	132.3	12:52:06.606	1	7:38.592	6:18.817	37.791	41.984	36.5	12:57:38.592		
2	2:53.019	B	1:28.661	34.910	49.448	96.8	12:54:59.625	2	1:52.946	36.674	35.519	40.753	148.3	12:59:31.538		
3	2:50.733	B	1:29.200	34.641	46.892	98.1	12:57:50.358	3	1:50.082	36.303	34.223	39.556	152.2	13:01:21.620		
4	7:18.005	B	5:42.528	38.012	57.465	38.2	13:05:08.363	4	1:48.169	34.580	34.681	38.908	154.9	13:03:09.789		
5	4:47.094		3:32.834	34.983	39.277	58.3	13:09:55.457	5	2:06.656	B	<u>34.074</u>	33.972	58.610	132.3	13:05:16.445	
6	1:48.740		34.887	35.167	38.686	154.0	13:11:44.197	6	6:02.684	4:48.874	34.893	38.917	46.2	13:11:19.129		
7	1:47.348		34.154	34.001	39.193	156.0	13:13:31.545	7	1:46.614		34.023	33.822	38.769	157.1	13:13:05.743	
8	1:46.959		34.034	34.141	38.784	156.6	13:15:18.504	8	<u>1:46.346</u>		33.829	33.912	38.605	157.5	13:14:52.089	
9	1:47.154		34.060	34.279	38.815	156.3	13:17:05.658	9	1:46.920		33.998	34.046	38.876	156.7	13:16:39.009	
10	1:49.091		35.741	34.427	38.923	153.5	13:18:54.749	10	1:47.171		33.980	34.180	39.011	156.3	13:18:26.180	
11	1:59.339	B	34.362	36.057	48.920	140.4	13:20:54.088	11	<u>1:46.807</u>		<u>33.953</u>	34.005	38.849	156.8	13:20:12.987	
8	Jacob MICALLEF MLT							11	Rahim ALIBHAI USA							
	Campos Racing TATUUS T-421								Monlau Motorsport TATUUS T-421							
1	2:26.016		1:10.243	35.954	39.819	114.7	12:52:26.016	1	2:25.503	B	59.079	36.168	50.256	115.1	12:52:25.503	
2	1:55.043	B	34.886	34.573	45.584	145.6	12:54:21.059	2	2:48.155	B	1:24.566	35.360	48.229	99.6	12:55:13.658	
3	2:53.921	B	1:34.604	34.269	45.048	96.3	12:57:14.980	3	2:57.269	B	1:37.013	34.514	45.742	94.5	12:58:10.927	
4	5:15.345		3:54.486	38.251	42.608	53.1	13:02:30.325	4	4:20.940		3:01.905	36.320	42.715	64.2	13:02:31.867	
5	2:00.362	B	35.505	36.981	47.876	139.2	13:04:30.687	5	2:01.039	B	35.041	36.413	49.585	138.4	13:04:32.906	
6	6:54.074		5:38.112	34.414	41.548	40.5	13:11:24.761	6	5:37.871		4:23.638	34.671	39.562	49.6	13:10:10.777	
7	1:46.527		33.945	33.850	38.732	157.2	13:13:11.288	7	1:48.084		34.261	34.820	39.003	155.0	13:11:58.861	
8	<u>1:46.114</u>		<u>33.692</u>	33.837	38.585	157.9	13:14:57.402	8	<u>1:46.821</u>		<u>33.824</u>	34.116	38.881	156.8	13:13:45.682	
9	1:47.081		33.781	33.937	39.363	156.4	13:16:44.483	9	1:48.887		33.902	34.360	40.625	153.8	13:15:34.569	
10	1:46.452		33.725	34.027	38.700	157.4	13:18:30.935	10	1:50.155		34.813	36.014	39.328	152.1	13:17:24.724	
11	1:46.418		33.800	33.943	38.675	157.4	13:20:17.353	11	1:47.326		34.122	34.096	39.108	156.1	13:19:12.050	
12								12	1:47.361		33.939	34.247	39.175	156.0	13:20:59.411	
9	Jean Paul KARRAS GRC							12	Philippe Armand KARRAS GRC							
	G4 Racing TATUUS T-421								G4 Racing TATUUS T-421							
1	2:45.586	B	1:12.103	36.605	56.878	101.2	12:52:45.586	1	3:09.459	B	1:44.327	37.264	47.868	88.4	12:53:09.459	
2	2:39.257	B	1:11.778	34.972	52.507	105.2	12:55:24.843	2	2:25.417	B	1:02.373	35.693	47.351	115.2	12:55:34.876	
3	3:04.061	B	1:39.070	35.156	49.835	91.0	12:58:28.904	3	3:12.774	B	1:51.124	34.757	46.893	86.9	12:58:47.650	
4	2:53.284		1:38.468	34.647	40.169	96.7	13:01:22.188	4	2:21.452		1:07.746	34.428	39.278	118.4	13:01:09.102	
5	1:48.239		34.341	34.812	39.086	154.8	13:03:10.427	5	1:47.574		34.118	34.194	39.262	155.7	13:02:56.676	
6	2:07.608	B	34.099	34.221	59.288	131.3	13:05:18.035	6	2:03.749	B	<u>34.309</u>	34.286	55.154	135.4	13:05:00.425	
7	4:55.795		3:42.252	34.477	39.066	56.6	13:10:13.830	7	5:11.867		3:58.028	34.522	39.317	53.7	13:10:12.292	
8	1:48.557		<u>34.653</u>	34.428	39.476	154.3	13:12:02.387	8	1:47.753		<u>34.355</u>	34.375	39.023	155.5	13:12:00.045	
9	<u>1:47.784</u>		<u>34.339</u>	34.138	39.307	155.4	13:13:50.171	9	1:47.926		34.405	34.342	39.179	155.2	13:13:47.971	
10	1:47.686		34.237	34.230	39.219	155.6	13:15:37.857	10	1:47.405		34.123	34.236	39.046	156.0	13:15:35.376	
11	1:47.551		34.304	34.188	39.059	155.7	13:17:25.408	11	1:48.343		34.119	35.130	39.094	154.6	13:17:23.719	
12	1:47.775		34.168	34.261	39.346	155.4	13:19:13.183	12	1:47.616		34.183	34.301	39.132	155.7	13:19:11.335	
13								13	1:47.738		34.191	34.332	39.215	155.5	13:20:59.073	
13	Rodrigo MARTÍNEZ MEX							13	Rodrigo MARTÍNEZ MEX							
	Tecnicar TATUUS T-421								Tecnicar TATUUS T-421							
1	3:01.132	B	1:09.495	38.096	1:13.541	92.5	12:53:01.132	1	3:01.132	B	1:09.495	38.096	1:13.541	92.5	12:53:01.132	
2	18:36.833							2	18:36.833							
3	<u>1:57.111</u>			<u>36.987</u>	37.530	42.594	143.0	13:13:35.076	3	<u>1:57.111</u>		<u>36.987</u>	37.530	42.594	143.0	13:13:35.076
4	1:49.152		34.690	34.833	39.629	153.5	13:15:24.228	4	1:49.152		34.690	34.833	39.629	153.5	13:15:24.228	
5	1:52.510		35.725	35.107	41.678	148.9	13:17:16.738	5	1:52.510		35.725	35.107	41.678	148.9	13:17:16.738	
6	<u>1:48.897</u>		<u>34.681</u>	34.760	39.456	153.8	13:19:05.635	6	<u>1:48.897</u>		<u>34.681</u>	34.760	39.456	153.8	13:19:05.635	
7	<u>1:52.569</u>		34.657	<u>36.751</u>	41.161	148.8	13:20:58.204	7	<u>1:52.569</u>		34.657	<u>36.751</u>	41.161	148.8	13:20:58.204	



F4Spain

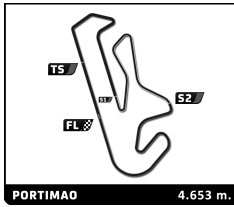
ROUND 2 - PORTIMAO

Free Practice 1

Sector Analysis

Lap under Red Flag — Invalidated Lap ■ Personal Best ■ Session Best B Crossing the pit lane

Lap	Time	Sector 1	Sector 2	Sector 3	Kph	Elapsed	Lap	Time	Sector 1	Sector 2	Sector 3	Kph	Elapsed
15 Jensen BURNETT CAN KCL Motorsport TATUUS T-421							8	1:46.080	33.670	33.817	38.593	157.9	13:15:14.330
1	2:08.762 B	43.317	35.929	49.516	130.1	12:52:08.762	9	1:46.179	33.667	34.042	38.470	157.8	13:17:00.509
2	3:01.160 B	1:36.820	34.684	49.656	92.5	12:55:09.922	10	1:46.330	33.748	33.986	38.596	157.5	13:18:46.839
3	2:49.169	1:35.672	34.520	38.977	99.0	12:57:59.091	11	1:46.423	33.677	34.055	38.691	157.4	13:20:33.262
4	1:54.028 B	34.237	34.226	45.565	146.9	12:59:53.119	22 Vivek KANTHAN USA Griffin Core TATUUS T-421						
5	5:13.139 B	3:36.630	40.279	56.230	53.5	13:05:06.258	1	13:17.116	...	37.191	41.420	21.0	13:03:17.116
6	4:50.287	3:36.786	34.618	38.883	57.7	13:09:56.545	2	2:22.157 B	36.479	40.384	1:05.294	117.8	13:05:39.273
7	1:46.810	34.111	34.186	38.513	156.8	13:11:43.355	3	5:44.459	4:27.345	35.197	41.917	48.6	13:11:23.732
8	1:46.512	33.698	34.038	38.776	157.3	13:13:29.867	4	1:46.644	33.942	33.985	38.717	157.1	13:13:10.376
9	1:46.588	33.901	34.036	38.651	157.2	13:15:16.455	5	1:46.044	33.859	33.726	38.459	158.0	13:14:56.420
10	1:46.895	33.993	34.064	38.838	156.7	13:17:03.350	6	1:46.341	33.722	33.905	38.714	157.5	13:16:42.761
11	1:46.798	33.911	34.085	38.802	156.8	13:18:50.148	7	1:46.077	33.612	33.815	38.650	157.9	13:18:28.838
12	1:47.215	34.047	34.134	39.034	156.2	13:20:37.363	8	1:46.029	33.726	33.701	38.602	158.0	13:20:14.867
17 Nacho TUÑÓN ESP T-Code by Amtog TATUUS T-421							23 Rocco CORONEL NLD MP Motorsport TATUUS T-421						
1	2:05.561	47.515	36.663	41.383	133.4	12:52:05.561	1	2:00.771 B	37.270	35.929	47.572	138.7	12:52:00.771
2	1:51.392	36.371	35.470	39.551	150.4	12:53:56.953	2	2:38.570 B	1:15.560	34.642	48.368	105.6	12:54:39.341
3	1:47.878	34.375	34.456	39.047	155.3	12:55:44.831	3	2:53.897 B	1:30.470	34.987	48.440	96.3	12:57:33.238
4	1:46.914	33.922	34.031	38.961	156.7	12:57:31.745	4	2:30.362 B	1:10.431	34.802	45.129	111.4	13:00:03.600
5	1:47.149	34.001	34.073	39.075	156.3	12:59:18.894	5	6:01.000 B	4:19.601	39.249	1:02.150	46.4	13:06:04.600
6	1:46.858	33.919	33.988	38.951	156.8	13:01:05.752	6	3:47.431	2:33.689	34.984	38.758	73.7	13:09:52.031
7	1:53.190 B	33.869	34.164	45.157	148.0	13:02:58.942	7	1:46.254	33.864	33.827	38.563	157.6	13:11:38.285
8	8:39.823	7:23.786	35.843	40.194	32.2	13:11:38.765	8	1:46.093	33.669	33.853	38.571	157.9	13:13:24.378
9	1:48.289	34.367	34.750	39.172	154.7	13:13:27.054	9	1:46.065	33.718	33.770	38.577	157.9	13:15:10.443
10	1:47.823	34.016	34.660	39.147	155.4	13:15:14.877	10	1:46.448	33.721	34.004	38.723	157.4	13:16:56.891
11	1:46.701	33.729	34.177	38.795	157.0	13:17:01.578	11	1:46.433	33.786	33.884	38.763	157.4	13:18:43.324
12	1:46.490	33.791	33.859	38.840	157.3	13:18:48.068	12	1:59.618 B	36.048	34.021	49.549	140.0	13:20:42.942
13	1:46.559	33.769	33.837	38.953	157.2	13:20:34.627	24 Beau LOWETTE BEL TC Racing TATUUS T-421						
18 Zoe FLORESCU ROU Tecnicar TATUUS T-421							1	2:32.227 B	1:07.931	36.482	47.814	110.0	12:52:32.227
1	2:24.547 B	57.458	36.412	50.677	115.9	12:52:24.547	2	2:30.240 B	1:07.951	34.548	47.741	111.5	12:55:02.467
2	3:20.396 B	1:56.487	35.510	48.399	83.6	12:55:44.943	3	2:52.542 B	1:33.303	34.214	45.025	97.1	12:57:55.009
3	3:04.567	1:50.696	34.654	39.217	90.8	12:58:49.510	4	5:23.211	4:05.931	36.410	40.870	51.8	13:03:18.220
4	1:47.623	34.343	34.209	39.071	155.6	13:00:37.133	5	2:24.169 B	35.934	41.014	1:07.221	116.2	13:05:42.389
5	1:48.233	34.723	34.510	39.000	154.8	13:02:25.366	6	4:24.654	3:10.293	35.105	39.256	63.3	13:10:07.043
6	1:47.064	34.018	34.130	38.916	156.5	13:04:12.430	7	1:48.243	34.267	34.050	39.926	154.8	13:11:55.286
7	2:11.043 B	42.012	40.463	48.568	127.8	13:06:23.473	8	1:46.720	33.940	33.971	38.809	157.0	13:13:42.006
8	4:47.864	3:33.584	34.924	39.356	58.2	13:11:11.337	9	1:46.636	34.043	33.907	38.686	157.1	13:15:28.642
9	1:47.022	34.004	34.106	38.912	156.5	13:12:58.359	10	1:51.937	33.797	36.980	41.160	149.6	13:17:20.579
10	1:47.239	34.437	34.051	38.751	156.2	13:14:45.598	11	1:47.826	34.673	34.034	39.119	155.4	13:19:08.405
11	1:47.147	34.042	34.170	38.935	156.3	13:16:32.745	12	1:47.018	34.165	34.083	38.770	156.5	13:20:55.423
12	1:50.255	34.101	34.210	41.944	151.9	13:18:23.000	25 Aleix PIÑERA ESP Tecnicar TATUUS T-421						
13	1:47.435	34.069	34.402	38.964	155.9	13:20:10.435	1	2:14.376 B	46.515	36.950	50.911	124.7	12:52:14.376
21 Borys LYZEN POL KCL Motorsport TATUUS T-421							2	3:14.824 B	1:49.244	36.015	49.565	86.0	12:55:29.200
1	2:51.718 B	1:17.927	34.991	58.800	97.5	12:52:51.718	3	2:59.157	1:45.089	34.796	39.272	93.5	12:58:28.357
2	3:49.474 B	2:20.411	34.708	54.355	73.0	12:56:41.192	4	1:47.843	34.350	34.178	39.315	155.3	13:00:16.200
3	2:41.231 B	1:18.809	34.330	48.092	103.9	12:59:22.423	5	1:47.221	33.965	34.126	39.130	156.2	13:02:03.421
4	5:33.868 B	4:00.239	37.199	56.430	50.2	13:04:56.291	6	1:47.021	33.946	34.176	38.899	156.5	13:03:50.442
5	4:59.317	3:46.032	34.574	38.711	56.0	13:09:55.608	7	2:16.193 B	37.798	37.280	1:01.115	123.0	13:06:06.635
6	1:46.605	34.276	33.783	38.546	157.1	13:11:42.213	8	4:22.426	3:08.595	34.970	38.861	63.8	13:10:29.061
7	1:46.037	33.597	33.930	38.510	158.0	13:13:28.250	9	1:47.075	34.096	34.220	38.759	156.4	13:12:16.136



F4Spain

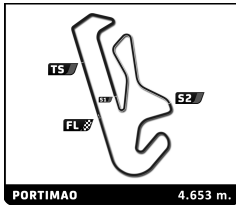
ROUND 2 - PORTIMAO

Free Practice 1

Sector Analysis

Lap under Red Flag _ Invalidated Lap ■ Personal Best ■ Session Best B Crossing the pit lane

Lap	Time	Sector 1	Sector 2	Sector 3	Kph	Elapsed	Lap	Time	Sector 1	Sector 2	Sector 3	Kph	Elapsed
10	1:46.508	33.812	33.907	38.789	157.3	13:14:02.644	3	5:41.006	4:24.164	36.423	40.419	49.1	13:01:55.795
11	1:46.842	33.920	34.066	38.856	156.8	13:15:49.486	4	1:49.329	35.447	34.727	39.155	153.2	13:03:45.124
12	1:46.805	33.916	33.902	38.987	156.8	13:17:36.291	5	2:18.459 B	35.777	38.919	1:03.763	121.0	13:06:03.583
13	1:46.964	33.869	34.061	39.034	156.6	13:19:23.255	6	5:50.995 B	4:29.152	34.944	46.899	47.7	13:11:54.578
14	1:55.636 B	34.230	34.519	46.887	144.9	13:21:18.891	7	2:14.710	59.544	36.109	39.057	124.3	13:14:09.288
27 Yuzuki SATO JPN Monlau Motorsport TATUUS T-421							8	1:46.315	33.874	33.662	38.779	157.6	13:15:55.603
1	13:38.967	...	37.672	40.543	20.5	13:03:38.967	9	1:45.999	33.600	33.623	38.776	158.0	13:17:41.602
2	2:21.768 B	37.662	40.414	1:03.692	118.2	13:06:00.735	10	1:46.274	33.765	33.791	38.718	157.6	13:19:27.876
3	4:21.444	3:07.819	34.638	38.987	64.1	13:10:22.179	11	1:46.419	33.732	33.792	38.895	157.4	13:21:14.295
4	1:46.780	34.008	34.053	38.719	156.9	13:12:08.959	39 Louis COCHET NLD KCL Motorsport TATUUS T-421						
5	1:47.019	34.046	34.156	38.817	156.5	13:13:55.978	1	2:47.194 B	1:15.306	36.561	55.327	100.2	12:52:47.194
6	1:47.249	34.129	34.131	38.989	156.2	13:15:43.227	2	3:46.169 B	2:14.864	35.244	56.061	74.1	12:56:33.363
7	1:47.075	34.202	33.989	38.884	156.4	13:17:30.302	3	2:46.538 B	1:24.964	34.633	46.941	100.6	12:59:19.901
8	1:47.319	34.097	34.217	39.005	156.1	13:19:17.621	4	5:37.985 B	4:04.439	36.891	56.655	49.6	13:04:57.886
9	1:47.770	34.222	33.964	39.584	155.4	13:21:05.391	5	5:00.279	3:46.152	35.090	39.037	55.8	13:09:58.165
28 Max RADECK PRT DXR TATUUS T-421							6	1:46.673	33.904	34.180	38.589	157.0	13:11:44.838
1	15:47.109 B	...	39.093	1:07.001	17.7	13:05:47.109	7	1:47.431	33.857	34.624	38.950	155.9	13:13:32.269
2	4:17.609	3:02.809	35.448	39.352	65.0	13:10:04.718	8	1:47.233	34.104	34.281	38.848	156.2	13:15:19.502
3	1:47.854	34.423	34.509	38.922	155.3	13:11:52.572	9	1:47.080	33.934	34.240	38.906	156.4	13:17:06.582
4	1:47.458	34.251	34.261	38.946	155.9	13:13:40.030	10	1:47.399	34.109	34.242	39.048	156.0	13:18:53.981
5	1:47.098	34.121	34.154	38.823	156.4	13:15:27.128	11	1:54.758 B	34.208	34.206	46.344	146.0	13:20:48.739
6	1:48.143	34.230	34.381	39.532	154.9	13:17:15.271	40 Kasper SCHORMANS NLD MP Motorsport TATUUS T-421						
7	1:47.287	34.141	34.162	38.984	156.1	13:19:02.558	1	2:04.666 B	41.276	35.166	48.224	134.4	12:52:04.666
8	1:47.584	34.013	34.296	39.275	155.7	13:20:50.142	2	2:42.558 B	1:22.395	34.368	45.795	103.0	12:54:47.224
32 Simón BULBARELLA ARG Drivex TATUUS T-421							3	2:53.904 B	1:33.626	34.574	45.704	96.3	12:57:41.128
1	9:49.754 B	8:18.921	38.469	52.364	28.4	12:59:49.754	4	7:23.792 B	5:47.872	40.366	55.554	37.7	13:05:04.920
2	2:38.399 B	1:12.726	36.055	49.618	105.8	13:02:28.153	5	4:48.676	3:34.910	34.711	39.055	58.0	13:09:53.596
3	3:30.547 B	1:40.929	41.050	1:08.568	79.6	13:05:58.700	6	1:46.400	34.242	33.834	38.324	157.4	13:11:39.996
4	4:04.572	2:49.708	35.518	39.346	68.5	13:10:03.272	7	1:46.233	33.717	34.003	38.513	157.7	13:13:26.229
5	1:47.175	34.204	34.135	38.836	156.3	13:11:50.447	8	1:45.691	33.616	33.730	38.345	158.5	13:15:11.920
6	1:47.603	34.022	34.253	39.328	155.7	13:13:38.050	9	1:46.304	33.879	33.977	38.448	157.6	13:16:58.224
7	1:46.861	34.048	34.035	38.778	156.8	13:15:24.911	10	1:46.111	33.640	33.827	38.644	157.9	13:18:44.335
8	1:47.562	34.295	34.239	39.028	155.7	13:17:12.473	11	1:54.267 B	33.795	33.958	46.514	146.6	13:20:38.602
9	1:47.341	34.161	34.264	38.916	156.1	13:18:59.814	44 Elliot KACZYNSKI SWE Drivex TATUUS T-421						
10	1:47.251	34.155	34.113	38.983	156.2	13:20:47.065	1	15:43.800 B	...	39.136	1:06.242	17.7	13:05:43.800
37 Ty FISHER CAN Griffin Core TATUUS T-421							2	4:18.484	3:03.744	35.449	39.291	64.8	13:10:02.284
1	13:16.783	...	37.823	42.133	21.0	13:03:16.783	3	1:47.706	34.280	34.493	38.933	155.5	13:11:49.990
2	2:21.352 B	36.503	39.919	1:04.930	118.5	13:05:38.135	4	1:47.228	33.999	34.202	39.027	156.2	13:13:37.218
3	5:44.315	4:27.724	35.519	41.072	48.6	13:11:22.450	5	1:47.088	34.001	34.254	38.833	156.4	13:15:24.306
4	1:46.651	33.804	34.019	38.828	157.1	13:13:09.101	6	1:49.357	34.717	35.442	39.198	153.2	13:17:13.663
5	1:46.049	33.596	33.957	38.496	158.0	13:14:55.150	7	1:47.361	33.978	34.471	38.912	156.0	13:19:01.024
6	1:46.733	33.587	34.046	39.100	156.9	13:16:41.883	8	1:47.207	33.925	34.162	39.120	156.2	13:20:48.231
7	1:46.023	33.667	33.741	38.615	158.0	13:18:27.906	46 Nathan TYE GBR Drivex TATUUS T-421						
8	1:46.160	33.729	33.839	38.592	157.8	13:20:14.066	1	3:21.605 B	1:54.601	36.862	50.142	83.1	12:53:21.605
38 Daniel KELLEHER IRL Campos Racing TATUUS T-421							2	3:46.391 B	2:21.778	35.672	48.941	74.0	12:57:07.996
1	2:43.779 B	1:12.370	35.542	55.867	102.3	12:52:43.779	3	3:11.950 B	1:50.346	34.781	46.823	87.3	13:00:19.946
2	3:31.010 B	2:09.307	34.487	47.216	79.4	12:56:14.789	4	5:35.987 B	3:45.487	39.956	1:10.544	49.9	13:05:55.933
							5	4:04.716	2:50.157	35.481	39.078	68.4	13:10:00.649
							6	1:47.137	34.172	34.195	38.770	156.3	13:11:47.786



F4Spain

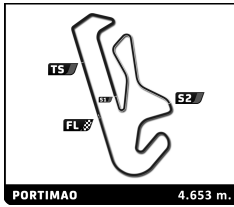
ROUND 2 - PORTIMAO

Free Practice 1

Sector Analysis

Lap under Red Flag _ Invalidated Lap ■ Personal Best ■ Session Best ■ Crossing the pit lane

Lap	Time	Sector 1	Sector 2	Sector 3	Kph	Elapsed	Lap	Time	Sector 1	Sector 2	Sector 3	Kph	Elapsed
71	Sam URUS MCO DXR TATUUS T-421						7	1:46.540	33.865	33.833	38.842	157.2	13:13:34.326
						8	1:46.356	33.912	33.898	38.546	157.5	13:15:20.682	
						9	1:48.810	33.890	33.988	40.932	153.9	13:17:09.492	
						10	1:46.765	33.892	34.128	38.745	156.9	13:18:56.257	
						11	1:46.673	33.827	34.052	38.794	157.0	13:20:42.930	
73	Fausto ARNAUDO ARG Monlau Motorsport TATUUS T-421						1	16:08.114 B	...	38.294	53.672	17.3	13:06:08.114
						2	3:58.810	2:43.195	35.776	39.839	70.1	13:10:06.924	
						3	1:52.841	37.285	35.781	39.775	148.4	13:11:59.765	
						4	1:50.609	35.619	34.908	40.082	151.4	13:13:50.374	
						5	1:49.936	35.050	35.311	39.575	152.4	13:15:40.310	
						6	1:48.398	34.294	34.700	39.404	154.5	13:17:28.708	
						7	1:54.527	38.440	36.629	39.458	146.3	13:19:23.235	
						8	2:01.188 B	34.849	36.669	49.670	138.2	13:21:24.423	
78	Maria NETO PRT TC Racing TATUUS T-421						11	1:46.693	33.878	33.985	38.830	157.0	13:18:14.949
						12	1:50.031	35.641	35.222	39.168	152.2	13:20:04.980	
						1	12:30.017 B	...	38.846	50.484	22.3	13:02:30.017	
						2	2:41.788 B	1:08.866	35.453	57.469	103.5	13:05:11.805	
						3	4:56.041	3:40.717	35.734	39.590	56.6	13:10:07.846	
						4	1:49.269	35.103	35.091	39.075	153.3	13:11:57.115	
						5	1:47.458	34.152	34.180	39.126	155.9	13:13:44.573	
						6	1:47.414	34.134	34.207	39.073	155.9	13:15:31.987	
						7	1:49.059	34.343	34.320	40.396	153.6	13:17:21.046	
						8	1:49.664	35.712	34.854	39.098	152.7	13:19:10.710	
						9	1:54.799 B	34.206	34.381	46.212	145.9	13:21:05.509	
80	Sebastián FRIGOLET MEX DXR TATUUS T-421						1	15:45.000 B	...	38.911	1:06.959	17.7	13:05:45.000
						2	4:18.853	3:03.895	35.528	39.430	64.7	13:10:03.853	
						3	1:47.799	34.286	34.574	38.939	155.4	13:11:51.652	
						4	1:47.844	34.410	34.306	39.128	155.3	13:13:39.496	
						5	1:47.298	34.082	34.324	38.892	156.1	13:15:26.794	
						6	1:49.298	34.948	34.633	39.717	153.3	13:17:16.092	
						7	1:47.686	34.247	34.433	39.006	155.6	13:19:03.778	
						8	1:47.735	34.060	34.434	39.241	155.5	13:20:51.513	
81	Noah MONTEIRO PRT Griffin Core TATUUS T-421						1	2:52.963 B	1:19.797	35.332	57.834	96.8	12:52:52.963
						2	4:03.136 B	2:39.150	35.804	48.182	68.9	12:56:56.099	
						3	6:20.115	4:59.822	37.855	42.438	44.1	13:03:16.214	
						4	2:20.481 B	36.269	39.979	1:04.233	119.2	13:05:36.695	
						5	5:44.876	4:28.325	35.940	40.611	48.6	13:11:21.571	
						6	1:46.685	34.036	33.852	38.797	157.0	13:13:08.256	
						7	1:46.068	33.766	33.761	38.541	157.9	13:14:54.324	
						8	1:49.335	33.811	33.926	41.598	153.2	13:16:43.659	
						9	1:46.501	33.833	33.880	38.788	157.3	13:18:30.160	
						10	1:53.680 B	33.920	33.908	45.852	147.4	13:20:23.840	
83	Alfons MIETTINEN FIN GRS Team TATUUS T-421						1	2:38.881	1:21.900	36.325	40.656	105.4	12:52:38.881
						2	1:50.364	35.508	35.135	39.721	151.8	12:54:29.245	
						3	1:48.716	34.647	34.755	39.314	154.1	12:56:17.961	
						4	1:48.676	34.540	34.661	39.475	154.1	12:58:06.637	
						5	1:55.155 B	34.698	34.767	45.690	145.5	13:00:01.792	
						6	5:55.521 B	4:05.705	42.030	1:07.786	47.1	13:05:57.313	
						7	4:20.976	3:05.280	35.714	39.982	64.2	13:10:18.289	
						8	1:48.924	34.765	34.881	39.278	153.8	13:12:07.213	
						9	1:48.460	34.479	34.646	39.335	154.4	13:13:55.673	
						10	1:49.481	35.183	34.889	39.409	153.0	13:15:45.154	
						11	1:48.694	34.421	34.719	39.554	154.1	13:17:33.848	
						12	1:48.712	34.489	34.661	39.562	154.1	13:19:22.560	
						13	1:57.971 B	34.614	35.325	48.032	142.0	13:21:20.531	
88	Miki BLASCOS ESP Monlau Motorsport TATUUS T-421						1	2:30.000 B	1:01.797	36.814	51.389	111.7	12:52:30.000
						2	3:28.475 B	2:03.897	36.239	48.339	80.3	12:55:58.475	
						3	3:03.961	1:49.879	34.844	39.238	91.1	12:59:02.436	
						4	1:47.051	34.170	34.024	38.857	156.5	13:00:49.487	
						5	1:46.606	33.859	34.038	38.709	157.1	13:02:36.093	
						6	2:04.927 B	33.716	33.964	57.247	134.1	13:04:41.020	
						7	6:28.210	5:14.565	34.584	39.061	43.1	13:11:09.230	
						8	1:46.575	33.795	33.981	38.799	157.2	13:12:55.805	
						9	1:46.161	33.756	33.858	38.547	157.8	13:14:41.966	
						10	1:46.290	33.691	33.972	38.627	157.6	13:16:28.256	



F4Spain

ROUND 2 - PORTIMAO

Free Practice 1

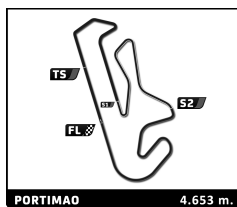
Sector Analysis

Lap under Red Flag _ Invalidated Lap ■ Personal Best ■ Session Best B Crossing the pit lane

Lap	Time	Sector 1	Sector 2	Sector 3	Kph	Elapsed	Lap	Time	Sector 1	Sector 2	Sector 3	Kph	Elapsed
1	13:13.418	...	37.977	40.976	21.1	13:03:13.418							
2	2:07.488 B	36.226	36.038	55.224	131.4	13:05:20.906							
3	4:48.450	3:33.716	35.546	39.188	58.1	13:10:09.356							
4	1:46.943	34.159	33.958	38.826	156.6	13:11:56.299							
5	1:46.421	33.906	33.668	38.847	157.4	13:13:42.720							
6	1:46.391	33.787	33.793	38.811	157.4	13:15:29.111							
7	1:50.464	33.640	35.522	41.302	151.6	13:17:19.575							
8	1:47.996	33.908	33.893	40.195	155.1	13:19:07.571							
9	1:46.672	33.897	33.863	38.912	157.0	13:20:54.243							

94	Jorden MOODLEY	ZAF				
G4 Racing		TATUUS T-421				
1	4:02.033 B	2:28.339	36.704	56.990	69.2	12:54:02.033
2	2:43.139 B	1:18.889	35.334	48.916	102.7	12:56:45.172
3	2:46.898 B	1:23.684	34.839	48.375	100.4	12:59:32.070
4	2:28.124	1:13.690	34.618	39.816	113.1	13:02:00.194
5	1:49.071	34.462	34.803	39.806	153.6	13:03:49.265
6	2:16.096 B	36.025	38.139	1:01.932	123.1	13:06:05.361
7	4:40.027	3:25.564	34.798	39.665	59.8	13:10:45.388
8	1:48.380	34.284	34.471	39.625	154.6	13:12:33.768
9	<u>1:49.280</u>	34.847	<u>34.858</u>	39.575	153.3	13:14:23.048
10	<u>1:48.348</u>	34.342	<u>34.323</u>	39.683	154.6	13:16:11.396
11	<u>1:48.861</u>	<u>34.625</u>	34.329	39.907	153.9	13:18:00.257
12	1:49.203	34.558	34.501	40.144	153.4	13:19:49.460
13	<u>1:49.115</u>	34.488	<u>34.645</u>	39.982	153.5	13:21:38.575

96	Andre RODRIGUEZ	USA				
GRS Team		TATUUS T-421				
1	5:29.775	4:12.475	37.050	40.250	50.8	12:55:29.775
2	1:50.559	35.800	35.262	39.497	151.5	12:57:20.334
3	<u>1:48.821</u>	<u>34.697</u>	34.738	39.386	153.9	12:59:09.155
4	1:48.298	34.476	34.513	39.309	154.7	13:00:57.453
5	1:47.993	34.383	34.288	39.322	155.1	13:02:45.446
6	2:01.010 B	34.528	34.493	51.989	138.4	13:04:46.456
7	6:40.464	5:24.614	35.052	40.798	41.8	13:11:26.920
8	<u>1:50.455</u>	<u>36.144</u>	34.858	39.453	151.7	13:13:17.375
9	1:48.052	34.440	34.460	39.152	155.0	13:15:05.427
10	1:48.177	34.436	34.519	39.222	154.8	13:16:53.604
11	1:52.276	34.700	38.235	39.341	149.2	13:18:45.880
12	1:59.715 B	34.387	36.690	48.638	139.9	13:20:45.595



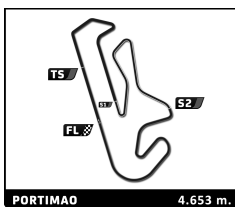
F4Spain

ROUND 2 - PORTIMAO

Free Practice 1

Track Limits Analysis

No	Driver	Team	T.L. Nr	Camera	Lap	Time	
5	Daniel MOTA	TC Racing	1	Turn 1	6	13:10:23.749	
5	Daniel MOTA	TC Racing	2	Turn 1	7	13:12:15.351	
						Total Infractions:	2
8	Jacob MICALLEF	Campos Racing	1	Turn 1	8	13:13:24.215	
						Total Infractions:	1
9	Jean Paul KARRAS	G4 Racing	1	Turn 1	6	13:03:22.689	
9	Jean Paul KARRAS	G4 Racing	2	Turn 1	8	13:10:25.746	
9	Jean Paul KARRAS	G4 Racing	3	Turn 1	9	13:12:15.351	
						Total Infractions:	3
10	Luna FLUXÁ	Campos Racing	1	Turn 1	5	13:03:22.689	
10	Luna FLUXÁ	Campos Racing	2	Turn 1	8	13:13:18.623	
10	Luna FLUXÁ	Campos Racing	3	Turn 1	11	13:18:39.108	
						Total Infractions:	3
11	Rahim ALIBHAI	Monlau Motorsport	1	Turn 1	8	13:12:10.884	
						Total Infractions:	1
12	Philippe Armand KARRAS	G4 Racing	1	Turn 1	6	13:03:09.612	
12	Philippe Armand KARRAS	G4 Racing	2	Turn 1	8	13:10:25.008	
						Total Infractions:	2
13	Rodrigo MARTÍNEZ	Tecnicar	1	Turn 1	3	13:11:52.636	
13	Rodrigo MARTÍNEZ	Tecnicar	2	Turn 1	6	13:17:29.430	
13	Rodrigo MARTÍNEZ	Tecnicar	3	Turn 8	7	13:20:02.311	
						Total Infractions:	3
15	Jensen BURNETT	KCL Motorsport	1	Turn 1	7	13:10:08.834	
15	Jensen BURNETT	KCL Motorsport	2	Turn 1	9	13:13:42.947	
						Total Infractions:	2
17	Nacho TUÑÓN	T-Code by Amtog	1	Turn 1	4	12:55:57.807	
						Total Infractions:	1
18	Zoe FLORESCU	Tecnicar	1	Turn 5	6	13:03:05.643	
18	Zoe FLORESCU	Tecnicar	2	Turn 1	9	13:11:24.175	
18	Zoe FLORESCU	Tecnicar	3	Turn 1	12	13:16:45.761	
						Total Infractions:	3
22	Vivek KANTHAN	Griffin Core	1	Turn 1	8	13:18:41.908	
						Total Infractions:	1
23	Rocco CORONEL	MP Motorsport	1	Turn 5	3	12:56:15.939	
23	Rocco CORONEL	MP Motorsport	2	Turn 1	7	13:10:04.962	
23	Rocco CORONEL	MP Motorsport	3	Turn 1	8	13:11:51.097	
						Total Infractions:	3
27	Yuzuki SATO	Monlau Motorsport	1	Turn 1	8	13:17:43.357	
						Total Infractions:	1
28	Max RADECK	DXR	1	Turn 1	3	13:10:17.509	
28	Max RADECK	DXR	2	Turn 1	4	13:12:05.478	
28	Max RADECK	DXR	3	Turn 1	6	13:15:39.896	
28	Max RADECK	DXR	4	Turn 5	7	13:17:55.780	
						Total Infractions:	4
32	Simón BULBARELLA	Drivex	1	Turn 1	5	13:10:15.433	
						Total Infractions:	1
37	Ty FISHER	Griffin Core	1	Turn 1	5	13:13:21.357	
37	Ty FISHER	Griffin Core	2	Turn 5	7	13:17:21.968	



F4Spain

ROUND 2 - PORTIMAO

Free Practice 1

Track Limits Analysis

No	Driver	Team	T.L. Nr	Camera	Lap	Time	Total Infractions:
							<input type="text" value="2"/>
38	Daniel KELLEHER	Campos Racing	1	Turn 1	10	13:17:54.435	<input type="text" value="1"/>
							<input type="text" value="1"/>
44	Elliot KACZYNSKI	Drivex	1	Turn 1	3	13:10:15.433	<input type="text" value="1"/>
							<input type="text" value="1"/>
71	Sam URUS	DXR	1	Turn 1	3	13:10:19.774	<input type="text" value="1"/>
							<input type="text" value="1"/>
73	Fausto ARNAUDO	Monlau Motorsport	1	Turn 1	5	13:12:10.884	<input type="text" value="2"/>
73	Fausto ARNAUDO	Monlau Motorsport	2	Turn 5	5	13:12:38.474	
73	Fausto ARNAUDO	Monlau Motorsport	3	Turn 1	8	13:17:33.644	
							<input type="text" value="2"/>
77	Andrej PETROVIC	T-Code by Amtog	1	Turn 1	8	13:11:21.836	<input type="text" value="2"/>
77	Andrej PETROVIC	T-Code by Amtog	2	Turn 1	12	13:18:27.897	
							<input type="text" value="2"/>
78	Maria NETO	TC Racing	1	Turn 4	9	13:19:36.913	<input type="text" value="1"/>
78	Maria NETO	TC Racing	2	Turn 1	9	13:19:23.155	
							<input type="text" value="1"/>
80	Sebastián FRIGOLET	DXR	1	Turn 1	3	13:10:17.509	<input type="text" value="2"/>
80	Sebastián FRIGOLET	DXR	2	Turn 1	6	13:15:39.896	
							<input type="text" value="2"/>
81	Noah MONTEIRO	Griffin Core	1	Turn 1	10	13:18:43.411	<input type="text" value="1"/>
							<input type="text" value="1"/>
83	Alfons MIETTINEN	GRS Team	1	Turn 1	5	12:58:19.954	<input type="text" value="2"/>
83	Alfons MIETTINEN	GRS Team	2	Turn 8	10	13:14:53.710	
							<input type="text" value="2"/>
94	Jorden MOODLEY	G4 Racing	1	Turn 5	8	13:11:26.342	<input type="text" value="5"/>
94	Jorden MOODLEY	G4 Racing	2	Turn 5	9	13:13:15.293	
94	Jorden MOODLEY	G4 Racing	3	Turn 5	10	13:15:04.093	
94	Jorden MOODLEY	G4 Racing	4	Turn 1	11	13:16:24.571	
94	Jorden MOODLEY	G4 Racing	5	Turn 5	13	13:20:30.823	
							<input type="text" value="5"/>
96	Andre RODRIGUEZ	GRS Team	1	Turn 4	3	12:57:47.298	<input type="text" value="2"/>
96	Andre RODRIGUEZ	GRS Team	2	Turn 1	8	13:11:39.355	
							<input type="text" value="2"/>

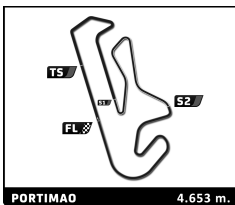
TOTAL TRACK LIMITS: 55

Track Limits Operator:

Daphne FERNÁNDEZ
OD-1537-ESP-CAT



Published at:13:25.....



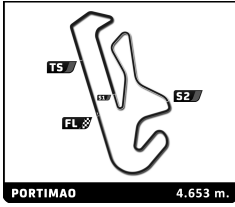
F4Spain
ROUND 2 - PORTIMAO
Free Practice 1

Race Director Report

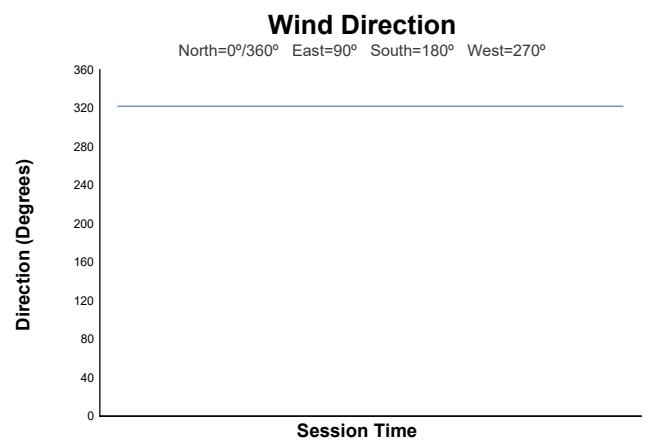
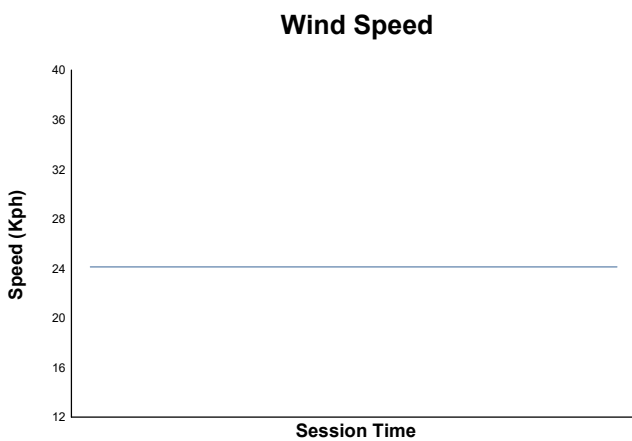
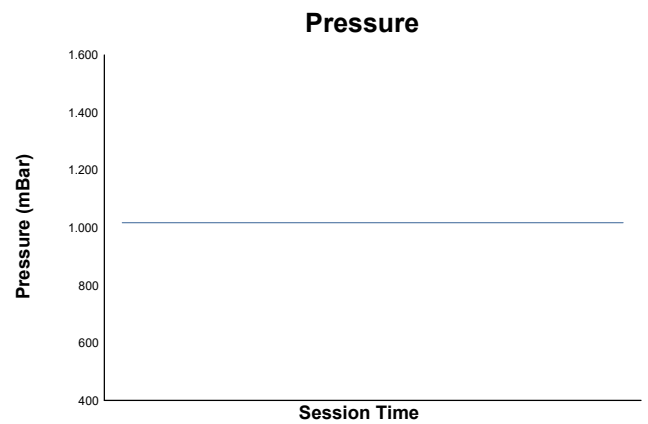
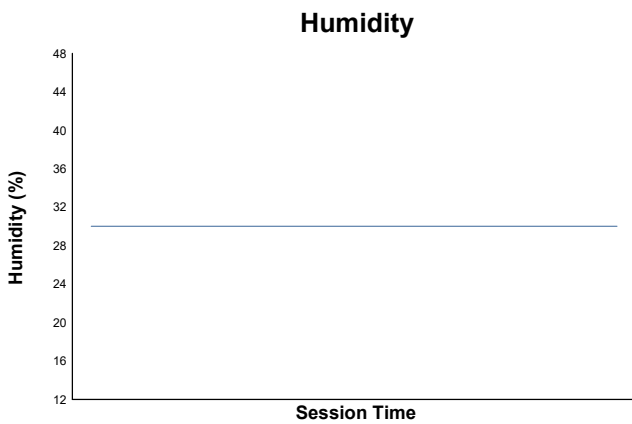
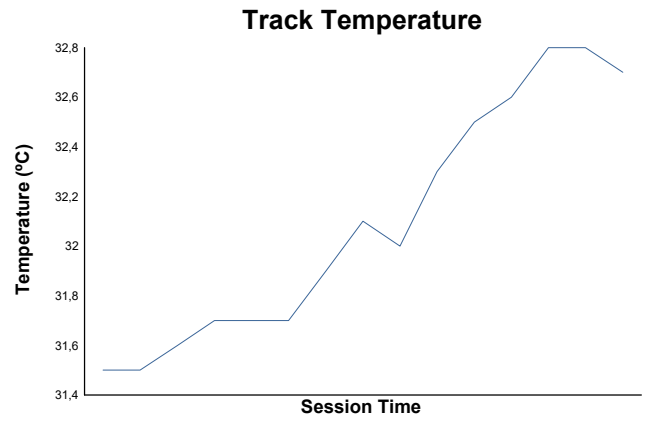
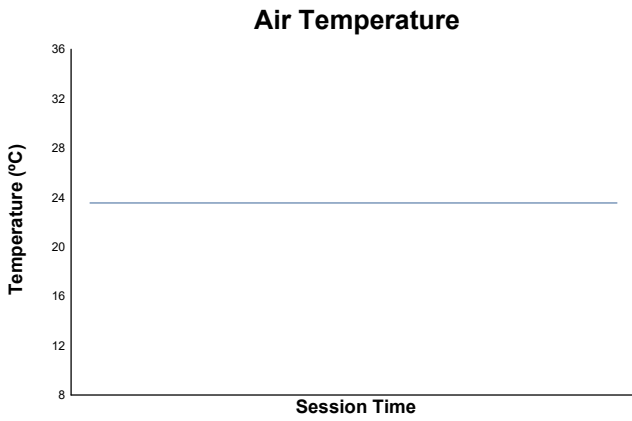
Hour	Flag	Message
12:48:00		FAST LANE OPEN
12:50:00		PIT LANE OPEN
13:03:47	YF	YELLOW FLAG AT TURN 1
13:04:01	YF	DOUBLE YELLOW AT TURN 1
13:04:14	RF	RED FLAG
13:05:00		CAR #71 BEST TIME DELETED - CAUSING RED FLAG - ART. 30.7 SR
13:06:12		SESSION WILL RESUME AT 13:08 CONFIRMED
13:08:00		PIT LANE OPEN
13:08:01	GF	GREEN FLAG
13:20:06		CHEQUERED FLAG

Published at: ...13:25

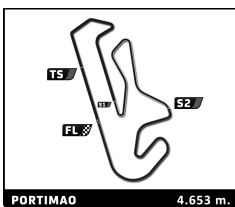
Race Director: Luis GONZÁLEZ 	Timekeeper: Alberto ESTÉBANEZ 
---	--



ROUND 2 - PORTIMAO
F4Spain
Free Practice 1
Weather Report



Track Status: **DRY**



F4Spain ROUND 2 - PORTIMAO Free Practice 2

Classification

No	Driver	Nat	Team	Car	Cl.	Time	Lap Total	Gap	Kph
1	77 Andrej PETROVIC	SRB	T-Code by Amtog	TATUUS T-421		1:45.958	7 7	- -	158.1
2	37 Ty FISHER	CAN	Griffin Core	TATUUS T-421	R	1:46.106	7 8	+0.148 +0.148	157.9
3	46 Nathan TYE	GBR	Drivex	TATUUS T-421		1:46.177	5 5	+0.219 +0.071	157.8
4	38 Daniel KELLEHER	IRL	Campos Racing	TATUUS T-421	R	1:46.281	8 8	+0.323 +0.104	157.6
5	25 Aleix PIÑERA	ESP	Tecnicar	TATUUS T-421	R	1:46.383	7 7	+0.425 +0.102	157.5
6	17 Nacho TUÑÓN	ESP	T-Code by Amtog	TATUUS T-421		1:46.428	10 10	+0.470 +0.045	157.4
7	21 Borys LYZEN	POL	KCL Motorsport	TATUUS T-421	R	1:46.471	7 7	+0.513 +0.043	157.3
8	22 Vivek KANTHAN	USA	Griffin Core	TATUUS T-421		1:46.535	6 6	+0.577 +0.064	157.2
9	81 Noah MONTEIRO	PRT	Griffin Core	TATUUS T-421		1:46.549	7 8	+0.591 +0.014	157.2
10	8 Jacob MICALLEF	MLT	Campos Racing	TATUUS T-421	R	1:46.570	9 9	+0.612 +0.021	157.2
11	24 Beau LOWETTE	BEL	TC Racing	TATUUS T-421	R	1:46.629	9 9	+0.671 +0.059	157.1
12	44 Elliot KACZYNSKI	SWE	Drivex	TATUUS T-421		1:46.653	10 10	+0.695 +0.024	157.1
13	88 Miki BLASCOS	ESP	Monlau Motorsport	TATUUS T-421	R	1:46.725	8 8	+0.767 +0.072	157.0
14	10 Luna FLUXÁ	ESP	Campos Racing	TATUUS T-421	R	1:46.805	8 8	+0.847 +0.080	156.8
15	23 Rocco CORONEL	NLD	MP Motorsport	TATUUS T-421	R	1:46.807	9 9	+0.849 +0.002	156.8
16	18 Zoe FLORESCU	ROU	Tecnicar	TATUUS T-421	R	1:46.933	7 7	+0.975 +0.126	156.6
17	27 Yuzuki SATO	JPN	Monlau Motorsport	TATUUS T-421		1:46.980	9 9	+1.022 +0.047	156.6
18	12 Philippe Armand KARRAS	GRC	G4 Racing	TATUUS T-421		1:46.985	6 6	+1.027 +0.005	156.6
19	73 Fausto ARNAUDO	ARG	Monlau Motorsport	TATUUS T-421	R	1:47.027	7 8	+1.069 +0.042	156.5
20	80 Sebastián FRIGOLET	MEX	DXR	TATUUS T-421	R	1:47.137	5 5	+1.179 +0.110	156.3
21	39 Louis COCHET	NLD	KCL Motorsport	TATUUS T-421	R	1:47.161	8 8	+1.203 +0.024	156.3
22	11 Rahim ALIBHAI	USA	Monlau Motorsport	TATUUS T-421	R	1:47.170	7 8	+1.212 +0.009	156.3
23	7 Felipe REIJS	NLD	MP Motorsport	TATUUS T-421	R	1:47.247	8 8	+1.289 +0.077	156.2
24	15 Jensen BURNETT	CAN	KCL Motorsport	TATUUS T-421	R	1:47.258	9 9	+1.300 +0.011	156.2
25	9 Jean Paul KARRAS	GRC	G4 Racing	TATUUS T-421		1:47.261	6 6	+1.303 +0.003	156.2
26	32 Simón BULBARELLA	ARG	Drivex	TATUUS T-421	R	1:47.440	4 5	+1.482 +0.179	155.9
27	96 Andre RODRIGUEZ	USA	GRS Team	TATUUS T-421	R	1:47.456	8 8	+1.498 +0.016	155.9
28	5 Daniel MOTA	ESP	TC Racing	TATUUS T-421	R	1:47.557	8 8	+1.599 +0.101	155.7
29	78 Maria NETO	PRT	TC Racing	TATUUS T-421	R	1:47.672	7 8	+1.714 +0.115	155.6
30	94 Jorden MOODLEY	ZAF	G4 Racing	TATUUS T-421		1:48.135	5 6	+2.177 +0.463	154.9
31	28 Max RADECK	PRT	DXR	TATUUS T-421	R	1:48.142	4 5	+2.184 +0.007	154.9
32	83 Alfons MIETTINEN	FIN	GRS Team	TATUUS T-421		1:48.337	11 11	+2.379 +0.195	154.6
33	74 Pablo RICCOBONO	ESP	GRS Team	TATUUS T-421		1:48.454	5 6	+2.496 +0.117	154.5
34	71 Sam URUS	MCO	DXR	TATUUS T-421		1:48.473	8 8	+2.515 +0.019	154.4
35	13 Rodrigo MARTÍNEZ	MEX	Tecnicar	TATUUS T-421	R	1:48.799	7 7	+2.841 +0.326	154.0
36	40 Kasper SCHORMANS	NLD	MP Motorsport	TATUUS T-421	R				4

Fastest Lap: Lap 7 Andrej PETROVIC 1:45.958 158.1 Kph

CAR #74 - BEST LAP TIME DELETED - CAUSING A RED FLAG - Art. 30.7

Published at: 15:25

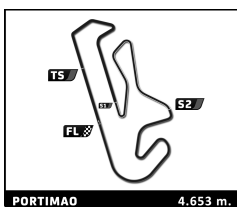
Track Status: **DRY**

Race Director:
Luis GONZÁLEZ



Timekeeper:
Alberto ESTÉBANEZ





F4Spain

ROUND 2 - PORTIMAO

Free Practice 2

Classification by Class

No	Driver	Nat	Team	Car	Time	Lap Total	Gap	Kph
R								
1	37 Ty FISHER	CAN	Griffin Core	TATUUS T-421	1:46.106	7 8		157.9
2	38 Daniel KELLEHER	IRL	Campos Racing	TATUUS T-421	1:46.281	8 8	+0.175 +0.175	157.6
3	25 Aleix PIÑERA	ESP	Tecnicar	TATUUS T-421	1:46.383	7 7	+0.277 +0.102	157.5
4	21 Borys LYZEN	POL	KCL Motorsport	TATUUS T-421	1:46.471	7 7	+0.365 +0.088	157.3
5	8 Jacob MICALLEF	MLT	Campos Racing	TATUUS T-421	1:46.570	9 9	+0.464 +0.099	157.2
6	24 Beau LOWETTE	BEL	TC Racing	TATUUS T-421	1:46.629	9 9	+0.523 +0.059	157.1
7	44 Elliot KACZYNSKI	SWE	Drivex	TATUUS T-421	1:46.653	10 10	+0.547 +0.024	157.1
8	88 Miki BLASCOS	ESP	Monlau Motorsport	TATUUS T-421	1:46.725	8 8	+0.619 +0.072	157.0
9	10 Luna FLUXÁ	ESP	Campos Racing	TATUUS T-421	1:46.805	8 8	+0.699 +0.080	156.8
10	23 Rocco CORONEL	NLD	MP Motorsport	TATUUS T-421	1:46.807	9 9	+0.701 +0.002	156.8
11	18 Zoe FLORESCU	ROU	Tecnicar	TATUUS T-421	1:46.933	7 7	+0.827 +0.126	156.6
12	27 Yuzuki SATO	JPN	Monlau Motorsport	TATUUS T-421	1:46.980	9 9	+0.874 +0.047	156.6
13	73 Fausto ARNAUDO	ARG	Monlau Motorsport	TATUUS T-421	1:47.027	7 8	+0.921 +0.047	156.5
14	80 Sebastián FRIGOLET	MEX	DXR	TATUUS T-421	1:47.137	5 5	+1.031 +0.110	156.3
15	39 Louis COCHET	NLD	KCL Motorsport	TATUUS T-421	1:47.161	8 8	+1.055 +0.024	156.3
16	11 Rahim ALIBHAI	USA	Monlau Motorsport	TATUUS T-421	1:47.170	7 8	+1.064 +0.009	156.3
17	7 Felipe REIJS	NLD	MP Motorsport	TATUUS T-421	1:47.247	8 8	+1.141 +0.077	156.2
18	15 Jensen BURNETT	CAN	KCL Motorsport	TATUUS T-421	1:47.258	9 9	+1.152 +0.011	156.2
19	32 Simón BULBARELLA	ARG	Drivex	TATUUS T-421	1:47.440	4 5	+1.334 +0.182	155.9
20	96 Andre RODRIGUEZ	USA	GRS Team	TATUUS T-421	1:47.456	8 8	+1.350 +0.016	155.9
21	5 Daniel MOTA	ESP	TC Racing	TATUUS T-421	1:47.557	8 8	+1.451 +0.101	155.7
22	78 Maria NETO	PRT	TC Racing	TATUUS T-421	1:47.672	7 8	+1.566 +0.115	155.6
23	28 Max RADECK	PRT	DXR	TATUUS T-421	1:48.142	4 5	+2.036 +0.470	154.9
24	13 Rodrigo MARTÍNEZ	MEX	Tecnicar	TATUUS T-421	1:48.799	7 7	+2.693 +0.657	154.0
25	40 Kasper SCHORMANS	NLD	MP Motorsport	TATUUS T-421		4		

CAR #74 - BEST LAPTIME DELETED - CAUSING A RED FLAG - Art. 30.7


Published at:15:25.....

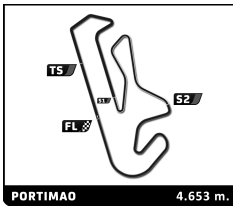
Track Status: **DRY**

Race Director:
Luis GONZÁLEZ



Timekeeper:
Alberto ESTÉBANEZ





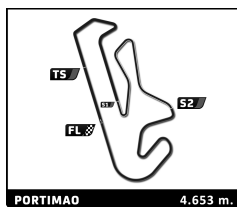
F4Spain

ROUND 2 - PORTIMAO

Free Practice 2

Best Top Speed

No Driver	Team	Class	Top 1		Top 2		Top 3		Top 4		Top 5	
			Kph	Lap	Kph	Lap	Kph	Lap	Kph	Lap	Kph	Lap
38 Daniel KELLEHER	Campos Racing	R	229.8	8	222.2	7	221.3	6	208.9	4		220,6
77 Andrej PETROVIC	T-Code by Amtog		229.8	7	229.3	5	224.1	6	216.4	3	202.6	2 220,4
25 Aleix PIÑERA	Tecnicar	R	229.3	6	227.4	5	225.0	7	217.7	3	204.5	2 220,8
80 Sebastián FRIGOLET	DXR	R	228.8	5	225.0	4	224.5	3				226,1
17 Nacho TUÑÓN	T-Code by Amtog		228.3	8	226.4	10	225.5	9	212.6	6	200.4	5 218,6
28 Max RADECK	DXR	R	227.8	5	224.5	3	224.5	4				225,6
18 Zoe FLORESCU	Tecnicar	R	227.4	7	226.9	5	225.0	6	218.6	3	213.0	2 222,2
78 Maria NETO	TC Racing	R	227.4	8	221.8	7	219.5	6				222,9
27 Yuzuki SATO	Monlau Motorsport	R	226.9	8	224.5	9	222.7	7	200.4	5		218,6
71 Sam URUS	DXR		226.9	8	224.1	7	217.3	3	201.9	6		217,6
9 Jean Paul KARRAS	G4 Racing		226.4	6	224.1	5	223.6	4	216.4	2		222,6
21 Borys LYZEN	KCL Motorsport	R	226.4	7	224.5	6	222.7	5				224,5
37 Ty FISHER	Griffin Core	R	226.4	8	225.9	7	223.1	6	206.9	4		220,6
5 Daniel MOTA	TC Racing	R	225.9	7	225.9	8	222.7	6	220.9	4		223,9
73 Fausto ARNAUDO	Monlau Motorsport	R	225.9	7	223.6	8	217.7	6				222,4
24 Beau LOWETTE	TC Racing	R	225.5	9	224.1	8	222.2	7	217.7	5		222,4
32 Simón BULBARELLA	Drivex	R	225.5	5	222.7	4	222.2	3				223,5
44 Elliot KACZYNSKI	Drivex	R	225.5	9	225.0	10	223.6	8	220.9	5	220.4	3 223,1
10 Luna FLUXÁ	Campos Racing	R	225.0	7	225.0	8	222.7	6	209.3	4		220,5
13 Rodrigo MARTÍNEZ	Tecnicar	R	225.0	7	221.3	5	220.9	6	218.2	3	213.0	2 219,7
22 Vivek KANTHAN	Griffin Core		225.0	6	223.6	5	222.7	4	218.2	2		222,4
88 Miki BLASCOS	Monlau Motorsport	R	225.0	7	225.0	8	222.7	6	211.4	4		221,0
96 Andre RODRIGUEZ	GRS Team	R	225.0	8	222.7	7	221.8	6	217.3	2		221,7
12 Philippe Armand KARRAS	G4 Racing		224.5	6	223.6	5	221.3	4	213.0	2		220,6
46 Nathan TYE	Drivex		224.5	5	222.7	4	221.8	3				223,0
83 Alfons MIETTINEN	GRS Team		224.5	11	223.1	7	222.7	10	221.8	6	221.3	5 222,7
94 Jorden MOODLEY	G4 Racing		224.5	6	223.6	4	223.6	5	216.9	2		222,2
8 Jacob MICALLEF	Campos Racing	R	224.1	8	224.1	9	222.7	7	209.3	5	207.7	2 217,6
11 Rahim ALIBHAI	Monlau Motorsport	R	224.1	7	223.6	8	222.2	6	213.9	4		221,0
81 Noah MONTEIRO	Griffin Core		224.1	7	222.2	6	222.2	8	201.5	4		217,5
23 Rocco CORONEL	MP Motorsport	R	223.6	9	223.1	6						223,4
39 Louis COCHET	KCL Motorsport	R	223.1	8	221.3	7	219.5	6				221,3
7 Felipe REIJS	MP Motorsport	R	222.7	8	221.8	7	220.0	6				221,5
15 Jensen BURNETT	KCL Motorsport	R	221.8	9	220.9	5	220.9	8	220.4	4	220.0	3 220,8
74 Pablo RICCOBONO	GRS Team		221.3	4	221.3	5	221.3	6	219.5	3		220,9
40 Kasper SCHORMANS	MP Motorsport	R										




F4Spain

ROUND 2 - PORTIMAO

Free Practice 2

Best Sector Times

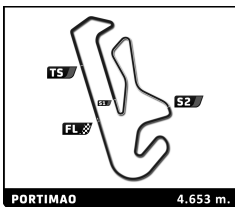
Sector 1			Sector 2			Sector 3			Pos	No Driver	Ideal Lap	Best Lap
Pos	No Driver	Time	No Driver	Time	No Driver	Time	Pos	No Driver				
1	46 N.TYE	33.676	77 A.PETROVIC	33.671	77 A.PETROVIC	38.566	1	77 A.PETROVIC	1:45.928	1:45.958	(1)	
2	77 A.PETROVIC	33.691	88 M.BLASCOS	33.705	37 T.FISHER	38.596	2	37 T.FISHER	1:46.056	1:46.106	(2)	
3	38 D.KELLEHER	33.710	17 N.TUÑÓN	33.728	38 D.KELLEHER	38.611	3	38 D.KELLEHER	1:46.081	1:46.281	(4)	
4	37 T.FISHER	33.730	37 T.FISHER	33.730	46 N.TYE	38.632	4	46 N.TYE	1:46.177	1:46.177	(3)	
5	17 N.TUÑÓN	33.745	81 N.MONTEIRO	33.755	8 J.MICALLEF	38.720	5	25 A.PIÑERA	1:46.383	1:46.383	(5)	
6	25 A.PIÑERA	33.747	38 D.KELLEHER	33.760	21 B.LYZEN	38.759	6	17 N.TUÑÓN	1:46.428	1:46.428	(6)	
7	24 B.LOWETTE	33.770	22 V.KANTHAN	33.816	81 N.MONTEIRO	38.772	7	81 N.MONTEIRO	1:46.434	1:46.549	(9)	
8	28 M.RADECK	33.781	21 B.LYZEN	33.827	25 A.PIÑERA	38.801	8	21 B.LYZEN	1:46.471	1:46.471	(7)	
9	44 E.KACZYNSKI	33.795	25 A.PIÑERA	33.835	44 E.KACZYNSKI	38.835	9	22 V.KANTHAN	1:46.522	1:46.535	(8)	
10	22 V.KANTHAN	33.862	18 Z.FLORESCU	33.844	22 V.KANTHAN	38.844	10	88 M.BLASCOS	1:46.549	1:46.725	(13)	
11	80 S.FRIGOLET	33.871	10 L.FLUXÁ	33.867	32 S.BULBARELLA	38.863	11	24 B.LOWETTE	1:46.561	1:46.629	(11)	
12	10 L.FLUXÁ	33.882	46 N.TYE	33.869	23 R.CORONEL	38.872	12	8 J.MICALLEF	1:46.570	1:46.570	(10)	
13	21 B.LYZEN	33.885	8 J.MICALLEF	33.873	27 Y.SATO	38.876	13	44 E.KACZYNSKI	1:46.635	1:46.653	(12)	
14	88 M.BLASCOS	33.906	24 B.LOWETTE	33.895	24 B.LOWETTE	38.896	14	10 L.FLUXÁ	1:46.652	1:46.805	(14)	
15	73 F.ARNAUDO	33.907	73 F.ARNAUDO	33.904	10 L.FLUXÁ	38.903	15	73 F.ARNAUDO	1:46.720	1:47.027	(19)	
16	81 N.MONTEIRO	33.907	12 P.KARRAS	33.919	73 F.ARNAUDO	38.909	16	23 R.CORONEL	1:46.807	1:46.807	(15)	
17	23 R.CORONEL	33.970	23 R.CORONEL	33.965	7 F.REIJS	38.937	17	18 Z.FLORESCU	1:46.902	1:46.933	(16)	
18	12 P.KARRAS	33.975	7 F.REIJS	33.996	88 M.BLASCOS	38.938	18	12 P.KARRAS	1:46.952	1:46.985	(18)	
19	8 J.MICALLEF	33.977	44 E.KACZYNSKI	34.005	28 M.RADECK	38.943	19	80 S.FRIGOLET	1:46.960	1:47.137	(20)	
20	32 S.BULBARELLA	34.045	27 Y.SATO	34.027	39 L.COCHET	38.954	20	27 Y.SATO	1:46.980	1:46.980	(17)	
21	18 Z.FLORESCU	34.050	39 L.COCHET	34.038	17 N.TUÑÓN	38.955	21	32 S.BULBARELLA	1:46.981	1:47.440	(26)	
22	15 J.BURNETT	34.060	80 S.FRIGOLET	34.061	11 R.ALIBHAI	38.988	22	39 L.COCHET	1:47.060	1:47.161	(21)	
23	39 L.COCHET	34.068	32 S.BULBARELLA	34.073	78 M.NETO	38.991	23	11 R.ALIBHAI	1:47.170	1:47.170	(22)	
24	27 Y.SATO	34.077	11 R.ALIBHAI	34.094	18 Z.FLORESCU	39.008	24	7 F.REIJS	1:47.206	1:47.247	(23)	
25	11 R.ALIBHAI	34.088	94 J.MOODLEY	34.132	9 J.KARRAS	39.011	25	15 J.BURNETT	1:47.258	1:47.258	(24)	
26	5 D.MOTA	34.089	78 M.NETO	34.138	80 S.FRIGOLET	39.028	26	9 J.KARRAS	1:47.261	1:47.261	(25)	
27	9 J.KARRAS	34.110	9 J.KARRAS	34.140	15 J.BURNETT	39.037	27	28 M.RADECK	1:47.280	1:48.142	(31)	
28	96 A.RODRIGUEZ	34.125	40 K.SCHORMANS	34.160	12 P.KARRAS	39.058	28	78 M.NETO	1:47.305	1:47.672	(29)	
29	78 M.NETO	34.176	15 J.BURNETT	34.161	5 D.MOTA	39.067	29	96 A.RODRIGUEZ	1:47.399	1:47.456	(27)	
30	94 J.MOODLEY	34.218	96 A.RODRIGUEZ	34.202	96 A.RODRIGUEZ	39.072	30	5 D.MOTA	1:47.420	1:47.557	(28)	
31	7 F.REIJS	34.273	5 D.MOTA	34.264	83 A.MIETTINEN	39.186	31	94 J.MOODLEY	1:47.840	1:48.135	(30)	
32	83 A.MIETTINEN	34.447	74 P.RICCOBONO	34.274	71 S.URUS	39.335	32	83 A.MIETTINEN	1:48.002	1:48.337	(32)	
33	13 R.MARTÍNEZ	34.520	83 A.MIETTINEN	34.369	74 P.RICCOBONO	39.345	33	74 P.RICCOBONO	1:48.198	1:48.454	(33)	
34	71 S.URUS	34.526	28 M.RADECK	34.556	94 J.MOODLEY	39.490	34	71 S.URUS	1:48.466	1:48.473	(34)	
35	74 P.RICCOBONO	34.579	71 S.URUS	34.605	13 R.MARTÍNEZ	39.581	35	13 R.MARTÍNEZ	1:48.799	1:48.799	(35)	



F4Spain
ROUND 2 - PORTIMAO
Free Practice 2





Fastest Lap Sequence

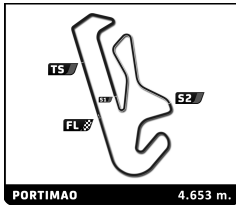
Elapsed	No	Driver	Team	Car	Class	Time	Kph	Lap
3:46.457	44	Elliot KACZYNSKI	Drivex	TATUUS T-421	R	1:50.597	151.5	2
4:36.026	15	Jensen BURNETT	KCL Motorsport	TATUUS T-421	R	1:49.135	153.5	2
7:24.149	44	Elliot KACZYNSKI	Drivex	TATUUS T-421	R	1:48.290	154.7	4
8:22.846	15	Jensen BURNETT	KCL Motorsport	TATUUS T-421	R	1:48.147	154.9	4
26:43.189	7	Felipe REIJS	MP Motorsport	TATUUS T-421	R	1:47.875	155.3	6
26:46.470	39	Louis COCHET	KCL Motorsport	TATUUS T-421	R	1:47.853	155.3	6
26:48.901	46	Nathan TYE	Drivex	TATUUS T-421	R	1:47.253	156.2	3
27:19.846	38	Daniel KELLEHER	Campos Racing	TATUUS T-421	R	1:46.545	157.2	6
28:39.071	77	Andrej PETROVIC	T-Code by Amtog	TATUUS T-421	R	1:46.252	157.7	6
29:36.776	37	Ty FISHER	Griffin Core	TATUUS T-421	R	1:46.106	157.9	7
30:25.029	77	Andrej PETROVIC	T-Code by Amtog	TATUUS T-421	R	1:45.958	158.1	7



F4Spain
 ROUND 2 - PORTIMAO
 Free Practice 2

Flag Analysis

	Flag	Time
	GREEN FLAG	14:50:00.000
	RED FLAG	15:04:22.758
	GREEN FLAG	15:13:00.977
	CHEQUERED FLAG	15:20:00.000

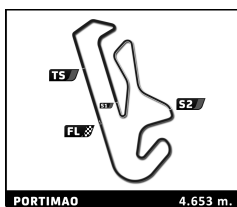


F4Spain ROUND 2 - PORTIMAO Free Practice 2

Sector Analysis

Lap under Red Flag — Invalidated Lap ■ Personal Best ■ Session Best B Crossing the pit lane

Lap	Time	Sector 1	Sector 2	Sector 3	Kph	Elapsed	Lap	Time	Sector 1	Sector 2	Sector 3	Kph	Elapsed		
5	Daniel MOTA ESP TC Racing TATUUS T-421							11	Rahim ALIBHAI USA Monlau Motorsport TATUUS T-421						
1	2:23.175	B	54.700	36.891	51.584	117.0	14:52:23.175	1	2:17.058	B	49.197	37.559	50.302	122.2	14:52:17.058
2	3:23.037	B	1:59.336	35.542	48.159	82.5	14:55:46.212	2	3:12.362	B	1:51.432	34.778	46.152	87.1	14:55:29.420
3	7:49.368		6:30.644	37.528	41.196	35.7	15:03:35.580	3	7:59.448		6:33.601	40.684	45.163	34.9	15:03:28.868
4	2:11.538	B	35.290	39.372	56.876	127.3	15:05:47.118	4	2:15.111	B	37.404	39.326	58.381	124.0	15:05:43.979
5	9:49.399		8:32.339	35.756	41.304	28.4	15:15:36.517	5	10:21.849		9:03.687	37.111	41.051	26.9	15:16:05.828
6	1:47.982		34.350	34.519	39.113	155.1	15:17:24.499	6	1:47.751		34.386	34.211	39.154	155.5	15:17:53.579
7	1:47.863		34.104	34.264	39.495	155.3	15:19:12.362	7	1:47.170		34.088	34.094	38.988	156.3	15:19:40.749
8	1:47.557		34.089	34.401	39.067	155.7	15:20:59.919	8	1:47.366		34.127	34.104	39.135	156.0	15:21:28.115
7	Felipe REIJS NLD MP Motorsport TATUUS T-421							12	Philippe Armand KARRAS GRC G4 Racing TATUUS T-421						
1	2:46.682	B	1:10.817	37.057	58.808	100.5	14:52:46.682	1	13:42.419		...	38.694	42.510	20.4	15:03:42.419
2	4:28.535	B	3:04.206	35.541	48.788	62.4	14:57:15.217	2	2:08.923	B	36.187	37.745	54.991	129.9	15:05:51.342
3	3:21.696	B	1:59.908	35.086	46.702	83.0	15:00:36.913	3	9:28.864		8:14.252	35.040	39.572	29.4	15:15:20.206
4	5:16.053	B	3:42.655	38.249	55.149	53.0	15:05:52.966	4	1:47.414		34.369	33.919	39.126	155.9	15:17:07.620
5	9:02.348		7:48.040	35.022	39.286	30.9	15:14:55.314	5	1:47.788		34.083	34.518	39.187	155.4	15:18:55.408
6	1:47.875		34.570	34.168	39.137	155.3	15:16:43.189	6	1:46.985		33.975	33.952	39.058	156.6	15:20:42.393
7	1:47.327		34.343	34.047	38.937	156.1	15:18:30.516								
8	1:47.247		34.273	33.996	38.978	156.2	15:20:17.763								
8	Jacob MICALLEF MLT Campos Racing TATUUS T-421							13	Rodrigo MARTÍNEZ MEX Tecnicar TATUUS T-421						
1	2:15.160		56.821	36.871	41.468	123.9	14:52:15.160	1	11:11.641		9:50.731	38.803	42.107	24.9	15:01:11.641
2	1:59.208	B	35.493	34.759	48.956	140.5	14:54:14.368	2	1:52.146		36.309	35.538	40.299	149.4	15:03:03.787
3	3:23.901	B	2:04.576	34.226	45.099	82.2	14:57:38.269	3	2:06.739	B	35.699	34.748	56.292	132.2	15:05:10.526
4	6:03.820		4:45.632	36.713	41.475	46.0	15:03:42.089	4	10:01.937		8:45.042	36.062	40.833	27.8	15:15:12.463
5	2:07.708	B	36.034	36.451	55.223	131.2	15:05:49.797	5	1:50.092		35.470	34.929	39.693	152.2	15:17:02.555
6	10:18.133		9:00.063	35.299	42.771	27.1	15:16:07.930	6	1:55.316		37.384	37.291	40.641	145.3	15:18:57.871
7	1:47.388		34.217	34.100	39.071	156.0	15:17:55.318	7	1:48.799		34.520	34.698	39.581	154.0	15:20:46.670
8	1:47.231		34.102	33.928	39.201	156.2	15:19:42.549								
9	1:46.570		33.977	33.873	38.720	157.2	15:21:29.119								
9	Jean Paul KARRAS GRC G4 Racing TATUUS T-421							15	Jensen BURNETT CAN KCL Motorsport TATUUS T-421						
1	13:46.649		...	37.203	40.921	20.3	15:03:46.649	1	2:46.891		1:29.179	37.618	40.094	100.4	14:52:46.891
2	2:08.961	B	36.121	38.261	54.579	129.9	15:05:55.610	2	1:49.135		34.946	34.809	39.380	153.5	14:54:36.026
3	9:39.590		8:15.005	42.926	41.659	28.9	15:15:35.200	3	1:58.673		44.912	34.322	39.439	141.2	14:56:34.699
4	1:48.359		34.653	34.633	39.073	154.6	15:17:23.559	4	1:48.147		34.485	34.247	39.415	154.9	14:58:22.846
5	1:47.612		34.136	34.326	39.150	155.7	15:19:11.171	5	1:54.176	B	34.424	34.325	45.427	146.7	15:00:17.022
6	1:47.261		34.110	34.140	39.011	156.2	15:20:58.432	6	14:46.970		...	38.045	41.566	18.9	15:15:03.992
								7	1:54.275		39.164	35.081	40.030	146.6	15:16:58.267
								8	1:47.699		34.312	34.249	39.138	155.5	15:18:45.966
								9	1:47.258		34.060	34.161	39.037	156.2	15:20:33.224
10	Luna FLUXÁ ESP Campos Racing TATUUS T-421							17	Nacho TUÑÓN ESP T-Code by Amtog TATUUS T-421						
1	2:30.757	B	1:00.641	35.961	54.155	111.1	14:52:30.757	1	2:09.187	B	41.645	36.362	51.180	129.7	14:52:09.187
2	3:55.187	B	2:33.096	35.143	46.948	71.2	14:56:25.944	2	2:37.933	B	1:16.828	34.587	46.518	106.1	14:54:47.120
3	7:03.554		5:45.104	36.553	41.897	39.5	15:03:29.498	3	3:09.458	B	1:48.642	34.482	46.334	88.4	14:57:56.578
4	2:12.677	B	36.669	38.646	57.362	126.3	15:05:42.175	4	3:06.723		1:46.698	37.673	42.352	89.7	15:01:03.301
5	9:52.234		8:35.666	35.839	40.729	28.3	15:15:34.409	5	1:52.510		36.792	35.727	39.991	148.9	15:02:55.811
6	1:47.244		34.297	34.012	38.935	156.2	15:17:21.653	6	2:06.713	B	35.250	34.346	57.117	132.2	15:05:02.524
7	1:48.775		33.882	33.867	41.026	154.0	15:19:10.428	7	10:02.940		8:48.871	34.698	39.371	27.8	15:15:05.464
8	1:46.805		33.982	33.920	38.903	156.8	15:20:57.233	8	1:48.033		34.187	34.011	39.835	155.1	15:16:53.497
								9	1:46.571		33.753	33.820	38.998	157.2	15:18:40.068
								10	1:46.428		33.745	33.728	38.955	157.4	15:20:26.496

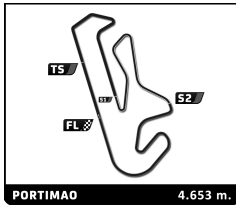


F4Spain ROUND 2 - PORTIMAO Free Practice 2

Sector Analysis

Lap under Red Flag — Invalidated Lap ■ Personal Best ■ Session Best B Crossing the pit lane

Lap	Time	Sector 1	Sector 2	Sector 3	Kph	Elapsed	Lap	Time	Sector 1	Sector 2	Sector 3	Kph	Elapsed
18 Zoe FLORESCU ROU							1 11:07.808 9:47.943 38.267 41.598 25.1 15:01:07.808						
Tecnicar TATUUS T-421							2 1:53.150 37.127 35.702 40.321 148.0 15:03:00.958						
1 11:10.082 9:49.162 38.416 42.504 25.0 15:01:10.082							3 2:05.936 B 35.250 34.825 55.861 133.0 15:05:06.894						
2 1:52.239 36.687 35.652 39.900 149.2 15:03:02.321							4 9:59.868 8:45.619 34.945 39.304 27.9 15:15:06.762						
3 2:06.117 B 34.847 34.962 56.308 132.8 15:05:08.438							5 1:47.772 34.434 34.299 39.039 155.4 15:16:54.534						
4 9:58.878 8:44.542 35.141 39.195 28.0 15:15:07.316							6 1:47.199 33.972 34.053 39.174 156.3 15:18:41.733						
5 1:48.925 34.653 34.522 39.750 153.8 15:16:56.241							7 1:46.383 33.747 33.835 38.801 157.5 15:20:28.116						
6 1:47.327 34.155 34.164 39.008 156.1 15:18:43.568													
7 1:46.933 34.050 33.844 39.039 156.6 15:20:30.501													
21 Borys LYZEN POL							27 Yuzuki SATO JPN						
KCL Motorsport TATUUS T-421							Monlau Motorsport TATUUS T-421						
1 2:43.450 B 1:07.298 35.585 1:00.567 102.5 14:52:43.450							1 2:18.898 B 50.826 37.511 50.561 120.6 14:52:18.898						
2 4:24.229 B 2:59.612 34.556 50.061 63.4 14:57:07.679							2 2:24.967 B 1:01.952 36.516 46.499 115.5 14:54:43.865						
3 8:11.528 B 6:26.580 40.719 1:04.229 34.1 15:05:19.207							3 3:42.695 B 2:21.637 34.534 46.524 75.2 14:58:26.560						
4 10:20.878 9:06.334 35.101 39.443 27.0 15:15:40.085							4 5:32.148 4:13.195 38.313 40.640 50.4 15:03:58.708						
5 1:47.244 34.374 34.051 38.819 156.2 15:17:27.329							5 2:03.993 B 37.680 37.542 48.771 135.1 15:06:02.701						
6 1:46.687 33.958 33.887 38.842 157.0 15:19:14.016							6 9:15.696 8:01.689 34.733 39.274 30.1 15:15:18.397						
7 1:46.471 33.885 33.827 38.759 157.3 15:21:00.487							7 1:47.306 34.227 34.096 38.983 156.1 15:17:05.703						
							8 1:47.820 34.602 34.189 39.029 155.4 15:18:53.523						
							9 1:46.980 34.077 34.027 38.876 156.6 15:20:40.503						
22 Vivek KANTHAN USA							28 Max RADECK PRT						
Griffin Core TATUUS T-421							DXR TATUUS T-421						
1 13:28.383 ... 38.281 43.335 20.7 15:03:28.383							1 14:54.803 B ... 37.671 56.815 18.7 15:04:54.803						
2 2:12.581 B 37.403 38.464 56.714 126.3 15:05:40.964							2 10:09.845 8:54.818 35.566 39.461 27.5 15:15:04.648						
3 <u>10:24.002</u> 9:08.701 <u>35.040</u> 40.261 26.8 15:16:04.966							3 1:49.481 35.657 34.556 39.268 153.0 15:16:54.129						
4 1:46.973 34.061 34.043 38.869 156.6 15:17:51.939							4 1:48.142 34.211 34.763 39.168 154.9 15:18:42.271						
5 1:46.640 33.862 33.886 38.892 157.1 15:19:38.579							5 <u>1:46.547</u> 33.781 33.823 38.943 157.2 15:20:28.818						
6 1:46.535 33.875 33.816 38.844 157.2 15:21:25.114													
23 Rocco CORONEL NLD							32 Simón BULBARELLA ARG						
MP Motorsport TATUUS T-421							Drivex TATUUS T-421						
1 2:00.235 B 37.199 36.129 46.907 139.3 14:52:00.235							1 15:03.880 B ... 37.587 59.829 18.5 15:05:03.880						
2 3:01.388 B 1:36.972 34.755 49.661 92.3 14:55:01.623							2 10:00.062 8:44.893 35.835 39.334 27.9 15:15:03.942						
3 3:10.054 B 1:47.393 34.660 48.001 88.1 14:58:11.677							3 1:47.497 34.412 34.222 38.863 155.8 15:16:51.439						
4 2:55.343 B 1:35.278 34.521 45.544 95.5 15:01:07.020							4 1:47.440 34.045 34.073 39.322 155.9 15:18:38.879						
5 3:06.109 1:52.489 34.320 39.300 90.0 15:04:13.129							5 <u>1:48.593</u> 34.445 <u>34.165</u> 39.983 154.3 15:20:27.472						
6 2:38.309 B 50.585 50.550 57.174 105.8 15:06:51.438													
7 9:14.477 B 7:48.916 34.545 51.016 30.2 15:16:05.915													
8 2:42.580 1:27.373 36.042 39.165 103.0 15:18:48.495													
9 1:46.807 33.970 33.965 38.872 156.8 15:20:35.302													
24 Beau LOWETTE BEL							37 Ty FISHER CAN						
TC Racing TATUUS T-421							Griffin Core TATUUS T-421						
1 2:12.477 B 44.998 35.808 51.671 126.4 14:52:12.477							1 2:29.825 B 56.364 36.953 56.508 111.8 14:52:29.825						
2 2:21.789 B 59.832 34.656 47.301 118.1 14:54:34.266							2 3:37.193 B 2:16.058 34.928 46.207 77.1 14:56:07.018						
3 3:09.903 B 1:49.755 34.273 45.875 88.2 14:57:44.169							3 7:20.980 5:59.360 38.176 43.444 38.0 15:03:27.998						
4 5:50.594 4:33.126 36.577 40.891 47.8 15:03:34.763							4 2:11.029 B 37.300 37.448 56.281 127.8 15:05:39.027						
5 2:10.565 B 35.640 38.923 56.002 128.3 15:05:45.328							5 10:24.860 9:09.406 35.986 39.468 26.8 15:16:03.887						
6 9:31.502 8:16.190 36.062 39.250 29.3 15:15:16.830							6 1:46.783 34.143 33.897 38.743 156.9 15:17:50.670						
7 1:47.637 34.124 34.317 39.196 155.6 15:17:04.467							7 1:46.106 33.735 33.775 38.596 157.9 15:19:36.776						
8 1:46.972 34.181 33.895 38.896 156.6 15:18:51.439							8 1:46.373 33.730 33.730 38.913 157.5 15:21:23.149						
9 1:46.629 33.770 33.945 38.914 157.1 15:20:38.068													
25 Aleix PIÑERA ESP							38 Daniel KELLEHER IRL						
Tecnicar TATUUS T-421							Campos Racing TATUUS T-421						
							1 2:40.819 B 1:05.677 35.489 59.653 104.2 14:52:40.819						
							2 4:12.837 B 2:51.767 34.462 46.608 66.3 14:56:53.656						
							3 6:16.965 5:00.023 36.248 40.694 44.4 15:03:10.621						
							4 2:10.275 B 35.490 35.560 59.225 128.6 15:05:20.896						
							5 10:12.405 8:56.247 36.216 39.942 27.4 15:15:33.301						
							6 1:46.545 34.123 33.811 38.611 157.2 15:17:19.846						
							7 1:46.457 33.710 33.760 38.987 157.3 15:19:06.303						
							8 1:46.281 33.846 33.793 38.642 157.6 15:20:52.584						

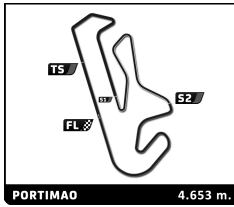


F4Spain ROUND 2 - PORTIMAO Free Practice 2

Sector Analysis

Lap under Red Flag — Invalidated Lap ■ Personal Best ■ Session Best B Crossing the pit lane

Lap	Time	Sector 1	Sector 2	Sector 3	Kph	Elapsed	Lap	Time	Sector 1	Sector 2	Sector 3	Kph	Elapsed	
39	Louis COCHET NLD							4	5:40.974 B	4:13.227	37.797	49.950	49.1	15:03:59.178
	KCL Motorsport TATUUS T-421							5	11:35.453	...	37.691	40.676	24.1	15:15:34.631
	1	2:48.369 B	1:13.424	36.218	58.727	99.5	6	1:47.846	34.790	34.147	38.909	155.3	15:17:22.477	
	2	4:39.266 B	3:10.376	35.433	53.457	60.0	7	1:47.027	33.907	33.997	39.123	156.5	15:19:09.504	
	3	3:17.196 B	1:55.850	35.065	46.281	84.9	8	1:47.259	34.103	33.904	39.252	156.2	15:20:56.763	
	4	5:16.531 B	3:48.118	37.860	50.553	52.9								
	5	8:57.255	7:42.400	35.193	39.662	31.2								
	6	1:47.853	34.395	34.323	39.135	155.3								
	7	1:47.181	34.068	34.159	38.954	156.3								
	8	1:47.161	34.167	34.038	38.956	156.3								
40	Kasper SCHORMANS NLD													
	MP Motorsport TATUUS T-421													
	1	3:58.791 B	2:34.906	35.696	48.189	70.1								
	2	4:37.646 B	3:16.201	34.670	46.775	60.3								
	3	2:42.342 B	1:22.231	34.160	45.951	103.2								
	4	2:33.033 B	1:12.235	34.412	46.386	109.5								
44	Elliott KACZYNSKI SWE													
	Drivex TATUUS T-421													
	1	1:55.860	38.984	36.379	40.497	144.6								
	2	1:50.597	36.007	34.965	39.625	151.5								
	3	1:49.402	35.279	34.646	39.477	153.1								
	4	1:48.290	34.354	34.119	39.817	154.7								
	5	1:53.535 B	34.322	34.283	44.930	147.5								
	6	5:34.752 B	4:01.089	38.196	55.467	50.0								
	7	10:10.098	8:55.155	35.557	39.386	27.5								
	8	1:47.397	34.329	34.173	38.895	156.0								
	9	1:46.861	33.907	34.119	38.835	156.8								
	10	1:46.653	33.795	34.005	38.853	157.1								
46	Nathan TYE GBR													
	Drivex TATUUS T-421													
	1	14:50.469 B	...	38.046	54.692	18.8								
	2	10:11.179	8:56.108	35.571	39.500	27.4								
	3	1:47.253	34.165	34.259	38.829	156.2								
	4	1:46.643	33.947	34.024	38.672	157.1								
	5	1:46.177	33.676	33.869	38.632	157.8								
71	Sam URUS MCO													
	DXR TATUUS T-421													
	1	2:49.898 B	1:09.271	38.837	1:01.790	98.6								
	2	4:38.239	3:20.424	37.443	40.372	60.2								
	3	2:00.447 B	35.576	36.593	48.278	139.1								
	4	2:32.056 B	1:09.936	35.539	46.581	110.2								
	5	13:11.464	...	37.251	41.068	21.2								
	6	1:53.102	36.793	36.683	39.626	148.1								
	7	1:50.724	35.643	35.746	39.335	151.3								
	8	1:48.473	34.526	34.605	39.342	154.4								
73	Fausto ARNAUDO ARG													
	Monlau Motorsport TATUUS T-421													
	1	2:15.310 B	46.443	36.242	52.625	123.8								
	2	3:01.677 B	1:40.022	34.649	47.006	92.2								
	3	3:01.217 B	1:27.264	40.414	53.539	92.4								
74	Pablo RICCOBONO ESP													
	GRS Team TATUUS T-421													
	1	2:34.234 B	1:02.704	36.322	55.208	108.6								
	2	4:01.916	2:47.108	34.969	39.839	69.2								
	3	1:48.284	34.412	34.440	39.432	154.7								
	4	1:48.118	34.364	34.274	39.480	154.9								
	5	1:48.454	34.579	34.351	39.524	154.5								
	6	1:48.827	35.082	34.400	39.345	153.9								
77	Andrej PETROVIC SRB													
	T-Code by Amtog TATUUS T-421													
	1	11:02.917	9:41.681	37.848	43.388	25.3								
	2	1:52.620	36.625	35.617	40.378	148.7								
	3	2:05.578 B	35.048	34.381	56.149	133.4								
	4	10:03.746	8:49.452	35.056	39.238	27.7								
	5	1:47.958	34.144	33.940	39.874	155.2								
	6	1:46.252	33.844	33.842	38.566	157.7								
	7	1:45.958	33.691	33.671	38.596	158.1								
78	Maria NETO PRT													
	TC Racing TATUUS T-421													
	1	2:32.541 B	59.941	36.330	56.270	109.8								
	2	4:02.474 B	2:39.394	35.643	47.437	69.1								
	3	2:28.033 B	1:06.280	35.312	46.441	113.2								
	4	6:45.153 B	5:08.134	39.568	57.451	41.3								
	5	9:24.009	8:07.737	35.577	40.695	29.7								
	6	1:48.958	35.087	34.560	39.311	153.7								
	7	1:47.672	34.176	34.390	39.106	155.6								
	8	1:47.160	34.031	34.138	38.991	156.3								
80	Sebastián FRIGOLET MEX													
	DXR TATUUS T-421													
	1	15:05.252 B	...	39.126	58.085	18.5								
	2	10:00.924	8:44.782	36.072	40.070	27.9								
	3	1:49.075	35.331	34.670	39.074	153.6								
	4	1:47.491	34.098	34.365	39.028	155.8								
	5	1:47.137	33.871	34.061	39.205	156.3								
81	Noah MONTEIRO PRT													
	Griffin Core TATUUS T-421													
	1	2:26.752 B	55.588	36.999	54.165	114.1								
	2	3:30.288 B	2:07.168	34.980	48.140	79.7								
	3	7:30.284	6:08.881	37.716	43.687	37.2								
	4	2:09.415 B	37.366	36.925	55.124	129.4								
	5	10:25.624	9:11.095	35.153	39.376	26.8								
	6	1:46.944	34.074	33.952	38.918	156.6								
	7	1:46.549	33.907	33.870	38.772	157.2								
	8	1:46.563	33.938	33.755	38.870	157.2								



F4Spain

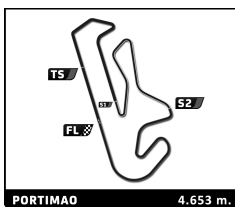
ROUND 2 - PORTIMAO

Free Practice 2

Sector Analysis

Lap under Red Flag _ Invalidated Lap ■ Personal Best ■ Session Best B Crossing the pit lane

Lap	Time	Sector 1	Sector 2	Sector 3	Kph	Elapsed	Lap	Time	Sector 1	Sector 2	Sector 3	Kph	Elapsed
83	Alfons MIETTINEN FIN												
	GRS Team						TATUUS T-421						
1	2:18.552	59.368	36.735	42.449	120.9	14:52:18.552							
2	1:50.609	35.565	35.110	39.934	151.4	14:54:09.161							
3	1:49.793	34.912	35.156	39.725	152.6	14:55:58.954							
4	<u>1:49.093</u>	<u>34.576</u>	34.930	39.587	153.5	14:57:48.047							
5	1:48.812	34.522	34.665	39.625	153.9	14:59:36.859							
6	1:49.147	34.521	34.794	39.832	153.5	15:01:26.006							
7	1:55.254 B	35.980	34.757	44.517	145.3	15:03:21.260							
8	12:07.135	...	36.829	40.470	23.0	15:15:28.395							
9	1:49.171	34.999	34.929	39.243	153.4	15:17:17.566							
10	1:48.473	34.447	34.426	39.600	154.4	15:19:06.039							
11	1:48.337	34.782	34.369	39.186	154.6	15:20:54.376							
88	Miki BLASCOS ESP												
	Monlau Motorsport						TATUUS T-421						
1	2:13.905 B	45.674	36.462	51.769	125.1	14:52:13.905							
2	2:55.359 B	1:31.322	34.833	49.204	95.5	14:55:09.264							
3	8:01.965	6:44.997	36.393	40.575	34.8	15:03:11.229							
4	2:11.101 B	35.747	35.300	1:00.054	127.8	15:05:22.330							
5	9:53.517	8:39.407	34.776	39.334	28.2	15:15:15.847							
6	1:47.764	34.124	34.649	38.991	155.4	15:17:03.611							
7	1:46.850	33.970	33.942	38.938	156.8	15:18:50.461							
8	1:46.725	33.906	33.705	39.114	157.0	15:20:37.186							
94	Jorden MOODLEY ZAF												
	G4 Racing						TATUUS T-421						
1	13:47.973	...	37.560	41.031	20.2	15:03:47.973							
2	2:08.672 B	35.448	38.140	55.084	130.2	15:05:56.645							
3	9:26.780	8:12.020	35.007	39.753	29.6	15:15:23.425							
4	1:48.162	34.401	34.253	39.508	154.9	15:17:11.587							
5	1:48.135	34.218	34.132	39.785	154.9	15:18:59.722							
6	<u>1:48.093</u>	<u>34.155</u>	34.448	39.490	155.0	15:20:47.815							
96	Andre RODRIGUEZ USA												
	GRS Team						TATUUS T-421						
1	3:04.409	1:47.634	36.064	40.711	90.8	14:53:04.409							
2	2:01.347 B	35.461	35.054	50.832	138.0	14:55:05.756							
3	3:15.405 B	1:52.092	35.001	48.312	85.7	14:58:21.161							
4	6:35.635 B	5:01.687	37.063	56.885	42.3	15:04:56.796							
5	10:24.728	9:09.567	35.407	39.754	26.8	15:15:21.524							
6	1:47.929	34.420	34.331	39.178	155.2	15:17:09.453							
7	1:47.702	34.125	34.317	39.260	155.5	15:18:57.155							
8	1:47.456	34.182	34.202	39.072	155.9	15:20:44.611							



F4Spain

ROUND 2 - PORTIMAO

Free Practice 2

Track Limits Analysis

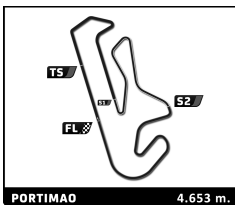
No	Driver	Team	T.L. Nr	Camera	Lap	Time	Total Infractions:
5	Daniel MOTA	TC Racing	1	Turn 8	2	14:54:45.797	<input type="text" value="1"/>
8	Jacob MICALLEF	Campos Racing	1	Turn 5	3	14:56:25.556	<input type="text" value="1"/>
22	Vivek KANTHAN	Griffin Core	1	Turn 5	3	15:14:55.954	<input type="text" value="1"/>
28	Max RADECK	DXR	1	Turn 5	5	15:19:22.161	<input type="text" value="1"/>
32	Simón BULBARELLA	Drivex	1	Turn 5	5	15:19:19.388	<input type="text" value="1"/>
44	Elliot KACZYNSKI	Drivex	1	Turn 1	5	14:57:37.321	<input type="text" value="1"/>
73	Fausto ARNAUDO	Monlau Motorsport	1	Turn 1	6	15:15:47.981	<input type="text" value="1"/>
74	Pablo RICCOBONO	GRS Team	1	Turn 1	4	14:58:37.513	<input type="text" value="2"/>
74	Pablo RICCOBONO	GRS Team	2	Turn 1	6	15:02:14.466	
78	María NETO	TC Racing	1	Turn 1	8	15:19:01.974	<input type="text" value="1"/>
80	Sebastián FRIGOLET	DXR	1	Turn 5	3	15:15:47.914	<input type="text" value="1"/>
83	Alfons MIETTINEN	GRS Team	1	Turn 1	4	14:56:12.368	<input type="text" value="1"/>
94	Jorden MOODLEY	G4 Racing	1	Turn 1	6	15:19:12.920	<input type="text" value="1"/>

TOTAL TRACK LIMITS: 13

Published at:15:25.....

Track Limits Operator:
Daphne FERNÁNDEZ
OD-1537-ESP-CAT






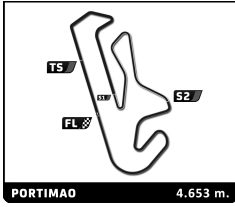
F4Spain
ROUND 2 - PORTIMAO
Free Practice 2

Race Director Report

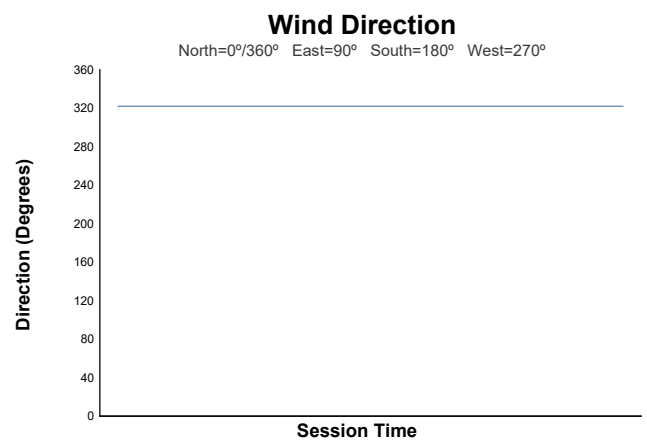
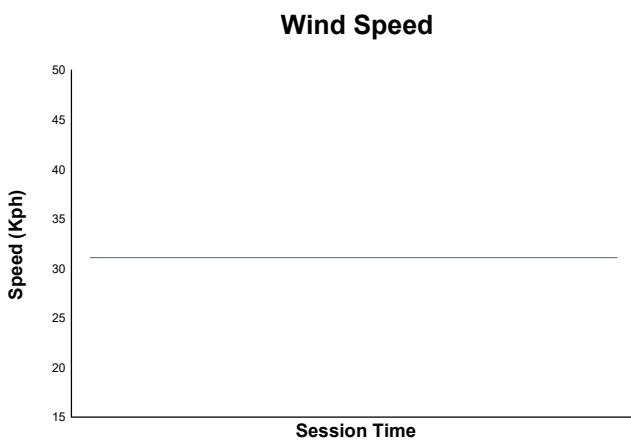
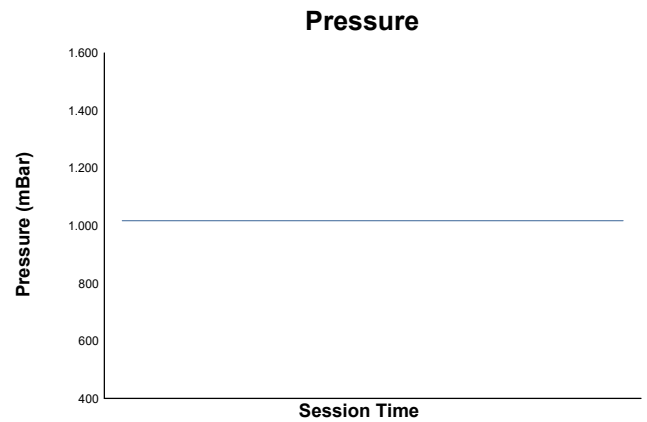
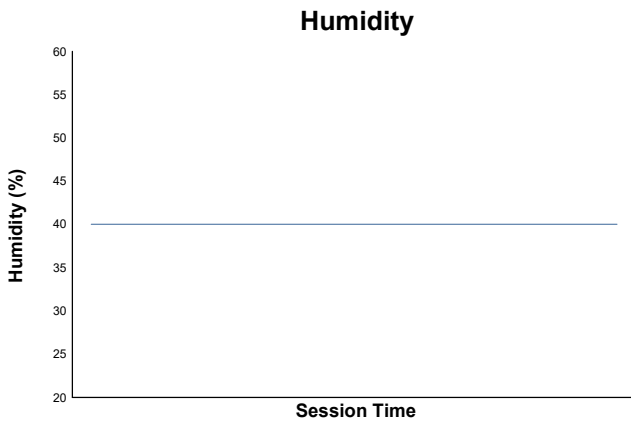
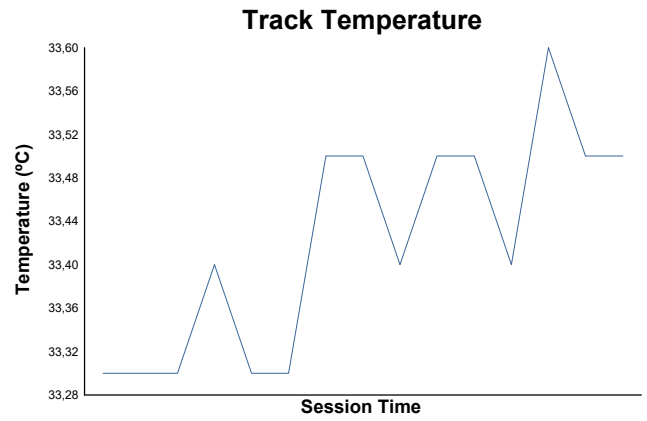
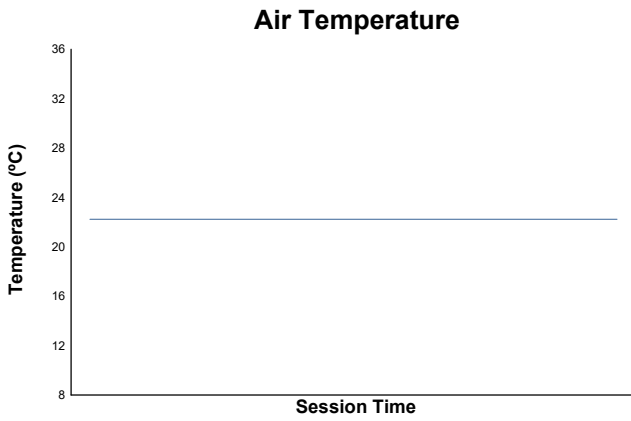
Hour	Flag	Message
14:42:45		F4 - PIT LANE WILL BE OPEN AT 14:50
14:47:29		CAR #94 - 10 MINUTES DELAYED START TO FP2
14:47:38		CAR #28 - 5 MINUTES DELAYED START TO FP2
14:48:00		FAST LANE OPEN
14:50:00		PIT LANE OPEN
15:04:22	RF	RED FLAG
15:06:13		CAR #74 BEST TIME DELETED - CAUSING RED FLAG - ART. 30.7 SR
15:09:35		SESSION WILL RESUME AT 15:13 TBC
15:10:51		SESSION WILL RESUME AT 15:13 CONFIRMED
15:13:00	GF	GREEN FLAG
15:13:01		PIT LANE OPEN
15:20:07		CHEQUERED FLAG

Published at: ...**15:25**.....

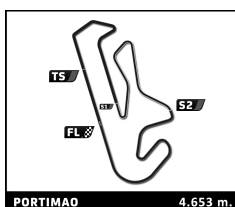
<p>Race Director: Luis GONZÁLEZ</p> 	<p>Timekeeper: Alberto ESTÉBANEZ</p> 
--	---



ROUND 2 - PORTIMAO
F4Spain
Free Practice 2
Weather Report



Track Status: **DRY**



F4Spain ROUND 2 - PORTIMAO Qualifying 1





Final Classification

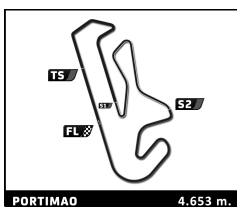
No	Driver	Nat	Team	Car	Cl.	Time	Lap Total	Gap	Kph
1	8 Jacob MICALLEF	MLT	Campos Racing	TATUUS T-421	R	1:45.073	9 10	-	159.4
2	21 Borys LYZEN	POL	KCL Motorsport	TATUUS T-421	R	1:45.079	8 9	+0.006 +0.006	159.4
3	81 Noah MONTEIRO	PRT	Griffin Core	TATUUS T-421		1:45.110	9 9	+0.037 +0.031	159.4
4	37 Ty FISHER	CAN	Griffin Core	TATUUS T-421	R	1:45.173	8 10	+0.100 +0.063	159.3
5	46 Nathan TYE	GBR	Drivex	TATUUS T-421		1:45.214	6 10	+0.141 +0.041	159.2
6	40 Kasper SCHORMANS	NLD	MP Motorsport	TATUUS T-421	R	1:45.239	8 9	+0.166 +0.025	159.2
7	22 Vivek KANTHAN	USA	Griffin Core	TATUUS T-421		1:45.272	10 10	+0.199 +0.033	159.1
8	38 Daniel KELLEHER	IRL	Campos Racing	TATUUS T-421	R	1:45.286	10 10	+0.213 +0.014	159.1
9	17 Nacho TUÑÓN	ESP	T-Code by Amtog	TATUUS T-421		1:45.312	8 9	+0.239 +0.026	159.1
10	77 Andrej PETROVIC	SRB	T-Code by Amtog	TATUUS T-421		1:45.321	7 9	+0.248 +0.009	159.0
11	23 Rocco CORONEL	NLD	MP Motorsport	TATUUS T-421	R	1:45.348	6 9	+0.275 +0.027	159.0
12	25 Aleix PIÑERA	ESP	Tecnicar	TATUUS T-421	R	1:45.425	9 9	+0.352 +0.077	158.9
13	44 Elliot KACZYNSKI	SWE	Drivex	TATUUS T-421	R	1:45.513	6 10	+0.440 +0.088	158.8
14	32 Simón BULBARELLA	ARG	Drivex	TATUUS T-421	R	1:45.580	8 10	+0.507 +0.067	158.7
15	10 Luna FLUXÁ	ESP	Campos Racing	TATUUS T-421	R	1:45.580	10 11	+0.507 +0.000	158.7
16	28 Max RADECK	PRT	DXR	TATUUS T-421	R	1:45.733	8 10	+0.660 +0.153	158.4
17	12 Philippe Armand KARRAS	GRC	G4 Racing	TATUUS T-421		1:45.737	7 10	+0.664 +0.004	158.4
18	88 Miki BLASCOS	ESP	Monlau Motorsport	TATUUS T-421	R	1:45.740	9 9	+0.667 +0.003	158.4
19	18 Zoe FLORESCU	ROU	Tecnicar	TATUUS T-421	R	1:45.815	7 9	+0.742 +0.075	158.3
20	15 Jensen BURNETT	CAN	KCL Motorsport	TATUUS T-421	R	1:45.907	7 9	+0.834 +0.092	158.2
21	9 Jean Paul KARRAS	GRC	G4 Racing	TATUUS T-421		1:45.951	7 10	+0.878 +0.044	158.1
22	7 Felipe REIJS	NLD	MP Motorsport	TATUUS T-421	R	1:45.986	9 9	+0.913 +0.035	158.0
23	27 Yuzuki SATO	JPN	Monlau Motorsport	TATUUS T-421	R	1:46.008	8 10	+0.935 +0.022	158.0
24	24 Beau LOWETTE	BEL	TC Racing	TATUUS T-421	R	1:46.011	8 9	+0.938 +0.003	158.0
25	11 Rahim ALIBHAI	USA	Monlau Motorsport	TATUUS T-421	R	1:46.053	10 10	+0.980 +0.042	157.9
26	39 Louis COCHET	NLD	KCL Motorsport	TATUUS T-421	R	1:46.198	9 9	+1.125 +0.145	157.7
27	73 Fausto ARNAUDO	ARG	Monlau Motorsport	TATUUS T-421	R	1:46.317	9 9	+1.244 +0.119	157.6
28	5 Daniel MOTA	ESP	TC Racing	TATUUS T-421	R	1:46.327	9 10	+1.254 +0.010	157.5
29	74 Pablo RICCOBONO	ESP	GRS Team	TATUUS T-421		1:46.383	9 9	+1.310 +0.056	157.5
30	96 Andre RODRIGUEZ	USA	GRS Team	TATUUS T-421		1:46.416	8 10	+1.343 +0.033	157.4
31	78 Maria NETO	PRT	TC Racing	TATUUS T-421	R	1:46.524	9 9	+1.451 +0.108	157.2
32	80 Sebastián FRIGOLET	MEX	DXR	TATUUS T-421	R	1:46.531	7 10	+1.458 +0.007	157.2
33	83 Alfons MIETTINEN	FIN	GRS Team	TATUUS T-421	R	1:46.666	9 10	+1.593 +0.135	157.0
34	71 Sam URUS	MCO	DXR	TATUUS T-421		1:46.714	10 10	+1.641 +0.048	157.0
35	94 Jorden MOODLEY	ZAF	G4 Racing	TATUUS T-421		1:47.008	9 10	+1.935 +0.294	156.5
36	13 Rodrigo MARTÍNEZ	MEX	Tecnicar	TATUUS T-421	R	1:47.642	10 11	+2.569 +0.634	155.6

Fastest Lap: Lap 9 | Jacob MICALLEF | 1:45.073 | 159.4 Kph

Published at: 10:15

Track Status: **DRY**

			<p>Timekeeper: Alberto ESTÉBANEZ</p>	
<p>Mr. Dennis Dean Chair of the Stewards</p>	<p>Mrs. Noelia Franco Steward</p>	<p>Mr. Luis Pereira Steward</p>		



F4Spain

ROUND 2 - PORTIMAO





Qualifying 1

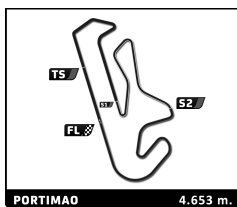
Final Classification by Class

No	Driver	Nat	Team	Car	Time	Lap Total	Gap	Kph
R								
1	8 Jacob MICALLEF	MLT	Campos Racing	TATUUS T-421	1:45.073	9 10		159.4
2	21 Borys LYZEN	POL	KCL Motorsport	TATUUS T-421	1:45.079	8 9	+0.006 +0.006	159.4
3	37 Ty FISHER	CAN	Griffin Core	TATUUS T-421	1:45.173	8 10	+0.100 +0.094	159.3
4	40 Kasper SCHORMANS	NLD	MP Motorsport	TATUUS T-421	1:45.239	8 9	+0.166 +0.066	159.2
5	38 Daniel KELLEHER	IRL	Campos Racing	TATUUS T-421	1:45.286	10 10	+0.213 +0.047	159.1
6	23 Rocco CORONEL	NLD	MP Motorsport	TATUUS T-421	1:45.348	6 9	+0.275 +0.062	159.0
7	25 Aleix PIÑERA	ESP	Tecnicar	TATUUS T-421	1:45.425	9 9	+0.352 +0.077	158.9
8	44 Elliot KACZYNSKI	SWE	Drivex	TATUUS T-421	1:45.513	6 10	+0.440 +0.088	158.8
9	32 Simón BULBARELLA	ARG	Drivex	TATUUS T-421	1:45.580	8 10	+0.507 +0.067	158.7
10	10 Luna FLUXÁ	ESP	Campos Racing	TATUUS T-421	1:45.580	10 11	+0.507	158.7
11	28 Max RADECK	PRT	DXR	TATUUS T-421	1:45.733	8 10	+0.660 +0.153	158.4
12	88 Miki BLASCOS	ESP	Monlau Motorsport	TATUUS T-421	1:45.740	9 9	+0.667 +0.007	158.4
13	18 Zoe FLORESCU	ROU	Tecnicar	TATUUS T-421	1:45.815	7 9	+0.742 +0.075	158.3
14	15 Jensen BURNETT	CAN	KCL Motorsport	TATUUS T-421	1:45.907	7 9	+0.834 +0.092	158.2
15	7 Felipe REIJS	NLD	MP Motorsport	TATUUS T-421	1:45.986	9 9	+0.913 +0.079	158.0
16	27 Yuzuki SATO	JPN	Monlau Motorsport	TATUUS T-421	1:46.008	8 10	+0.935 +0.022	158.0
17	24 Beau LOWETTE	BEL	TC Racing	TATUUS T-421	1:46.011	8 9	+0.938 +0.003	158.0
18	11 Rahim ALIBHAI	USA	Monlau Motorsport	TATUUS T-421	1:46.053	10 10	+0.980 +0.042	157.9
19	39 Louis COCHET	NLD	KCL Motorsport	TATUUS T-421	1:46.198	9 9	+1.125 +0.145	157.7
20	73 Fausto ARNAUDO	ARG	Monlau Motorsport	TATUUS T-421	1:46.317	9 9	+1.244 +0.119	157.6
21	5 Daniel MOTA	ESP	TC Racing	TATUUS T-421	1:46.327	9 10	+1.254 +0.010	157.5
22	78 Maria NETO	PRT	TC Racing	TATUUS T-421	1:46.524	9 9	+1.451 +0.197	157.2
23	80 Sebastián FRIGOLET	MEX	DXR	TATUUS T-421	1:46.531	7 10	+1.458 +0.007	157.2
24	83 Alfons MIETTINEN	FIN	GRS Team	TATUUS T-421	1:46.666	9 10	+1.593 +0.135	157.0
25	13 Rodrigo MARTÍNEZ	MEX	Tecnicar	TATUUS T-421	1:47.642	10 11	+2.569 +0.976	155.6

Published at:10:15.....

Track Status: **DRY**

 Mr. Dennis Dean Chair of the Stewards	 Mrs. Noelia Franco Steward	 Mr. Luis Pereira Steward	Timekeeper: Alberto ESTÉBANEZ 
---	--	--	--



F4Spain

ROUND 2 - PORTIMAO

Qualifying 1





Final Classification by 2nd Fastest Lap

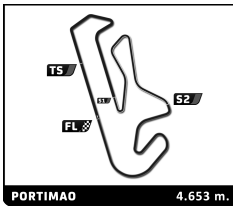
No	Driver	Team	Car	Class	Time	Gap
1	81 Noah MONTEIRO	Griffin Core	TATUUS T-421		1:45.163	-
2	21 Borys LYZEN	KCL Motorsport	TATUUS T-421	R	1:45.165	+0.002
3	40 Kasper SCHORMANS	MP Motorsport	TATUUS T-421	R	1:45.252	+0.089
4	46 Nathan TYE	Drivex	TATUUS T-421		1:45.254	+0.091
5	37 Ty FISHER	Griffin Core	TATUUS T-421	R	1:45.295	+0.132
6	77 Andrej PETROVIC	T-Code by Amtog	TATUUS T-421		1:45.349	+0.186
7	23 Rocco CORONEL	MP Motorsport	TATUUS T-421	R	1:45.361	+0.198
8	8 Jacob MICALLEF	Campos Racing	TATUUS T-421	R	1:45.376	+0.213
9	38 Daniel KELLEHER	Campos Racing	TATUUS T-421	R	1:45.401	+0.238
10	25 Aleix PIÑERA	Tecnicar	TATUUS T-421	R	1:45.463	+0.300
11	22 Vivek KANTHAN	Griffin Core	TATUUS T-421		1:45.496	+0.333
12	17 Nacho TUÑÓN	T-Code by Amtog	TATUUS T-421		1:45.509	+0.346
13	10 Luna FLUXÁ	Campos Racing	TATUUS T-421	R	1:45.643	+0.480
14	44 Elliot KACZYNSKI	Drivex	TATUUS T-421	R	1:45.657	+0.494
15	32 Simón BULBARELLA	Drivex	TATUUS T-421	R	1:45.679	+0.516
16	88 Miki BLASCOS	Monlau Motorsport	TATUUS T-421	R	1:45.811	+0.648
17	28 Max RADECK	DXR	TATUUS T-421	R	1:45.865	+0.702
18	12 Philippe Armand KARRAS	G4 Racing	TATUUS T-421		1:45.949	+0.786
19	15 Jensen BURNETT	KCL Motorsport	TATUUS T-421	R	1:45.960	+0.797
20	11 Rahim ALIBHAI	Monlau Motorsport	TATUUS T-421	R	1:46.059	+0.896
21	18 Zoe FLORESCU	Tecnicar	TATUUS T-421	R	1:46.060	+0.897
22	7 Felipe REIJS	MP Motorsport	TATUUS T-421	R	1:46.129	+0.966
23	27 Yuzuki SATO	Monlau Motorsport	TATUUS T-421	R	1:46.139	+0.976
24	9 Jean Paul KARRAS	G4 Racing	TATUUS T-421		1:46.233	+1.070
25	24 Beau LOWETTE	TC Racing	TATUUS T-421	R	1:46.235	+1.072
26	39 Louis COCHET	KCL Motorsport	TATUUS T-421	R	1:46.289	+1.126
27	5 Daniel MOTA	TC Racing	TATUUS T-421	R	1:46.341	+1.178
28	80 Sebastián FRIGOLET	DXR	TATUUS T-421	R	1:46.534	+1.371
29	74 Pablo RICCOBONO	GRS Team	TATUUS T-421		1:46.565	+1.402
30	73 Fausto ARNAUDO	Monlau Motorsport	TATUUS T-421	R	1:46.594	+1.431
31	71 Sam URUS	DXR	TATUUS T-421		1:46.730	+1.567
32	83 Alfons MIETTINEN	GRS Team	TATUUS T-421	R	1:46.942	+1.779
33	78 Maria NETO	TC Racing	TATUUS T-421	R	1:47.038	+1.875
34	96 Andre RODRIGUEZ	GRS Team	TATUUS T-421		1:47.294	+2.131
35	94 Jorden MOODLEY	G4 Racing	TATUUS T-421		1:47.322	+2.159
36	13 Rodrigo MARTÍNEZ	Tecnicar	TATUUS T-421	R	1:47.825	+2.662

Fastest Lap: Lap 9 | Jacob MICALLEF | 1:45.073 | 159.4 Kph

Published at: 10:15

Track Status: **DRY**

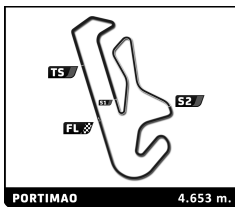
			Timekeeper: Alberto ESTÉBANEZ	
Mr. Dennis Dean Chair of the Stewards	Mrs. Noelia Franco Steward	Mr. Luis Pereira Steward		



F4Spain ROUND 2 - PORTIMAO Qualifying 1

Best Top Speed


No Driver	Team	Class	Top 1		Top 2		Top 3		Top 4		Top 5		
			Kph	Lap	Kph	Lap	Kph	Lap	Kph	Lap	Kph	Lap	Avg
44 Elliot KACZYNSKI	Drivex	R	241.6	9	236.8	7	235.3	3	234.8	10	234.8	8	236,7
5 Daniel MOTA	TC Racing	R	240.0	7	237.4	4	235.8	6	234.8	10	234.3	9	236,5
71 Sam URUS	DXR		239.5	4	235.3	6	234.3	8	234.3	7	234.3	5	235,5
32 Simón BULBARELLA	Drivex	R	237.9	3	236.8	4	236.3	5	235.8	9	235.8	6	236,5
39 Louis COCHET	KCL Motorsport	R	237.9	3	233.8	4	232.8	5	232.8	7	232.3	6	233,9
15 Jensen BURNETT	KCL Motorsport	R	237.4	3	232.8	6	232.3	5	232.3	7	232.3	8	233,4
27 Yuzuki SATO	Monlau Motorsport	R	237.4	5	235.8	4	234.8	6	232.3	9	232.3	8	234,5
83 Alfons MIETTINEN	GRS Team		237.4	7	236.8	9	235.8	4	234.8	10	234.8	3	235,9
11 Rahim ALIBHAI	Monlau Motorsport	R	236.8	6	235.8	10	235.8	5	233.8	9	233.3	4	235,1
18 Zoe FLORESCU	Tecnicar	R	236.8	4	236.3	5	234.8	7	234.3	8	232.8	6	235,0
80 Sebastián FRIGOLET	DXR	R	236.8	6	235.3	4	233.3	5	232.8	10	232.3	8	234,1
81 Noah MONTEIRO	Griffin Core		236.8	9	233.8	7	233.3	5	233.3	8	232.3	6	233,9
8 Jacob MICALLEF	Campos Racing	R	236.3	8	235.3	6	234.3	10	234.3	7	233.8	5	234,8
12 Philippe Armand KARRAS	G4 Racing		236.3	7	236.3	5	235.8	6	235.3	8	234.3	4	235,6
23 Rocco CORONEL	MP Motorsport	R	236.3	7	235.8	9	235.3	8	234.8	6	233.8	4	235,2
37 Ty FISHER	Griffin Core	R	236.3	9	235.3	8	234.8	10	233.8	6	233.8	5	234,8
40 Kasper SCHORMANS	MP Motorsport	R	236.3	3	236.3	9	235.8	4	235.8	6	235.3	5	235,9
9 Jean Paul KARRAS	G4 Racing		235.8	10	235.8	9	235.8	6	235.8	5	234.8	7	235,6
13 Rodrigo MARTÍNEZ	Tecnicar	R	235.8	6	232.8	9	232.8	5	231.8	7	231.8	4	233,0
46 Nathan TYE	Drivex		235.8	8	235.8	6	235.8	3	234.3	10	234.3	7	235,2
74 Pablo RICCOBONO	GRS Team		235.8	3	234.3	9	233.3	5	232.3	8	231.3	6	233,4
78 Maria NETO	TC Racing	R	235.8	5	235.3	6	234.3	4	234.3	8	233.3	7	234,6
94 Jorden MOODLEY	G4 Racing		235.8	6	234.8	9	234.3	5	233.3	10	233.3	7	234,3
96 Andre RODRIGUEZ	GRS Team	R	235.8	7	234.8	3	234.3	6	233.8	10	233.8	8	234,5
21 Borys LYZEN	KCL Motorsport	R	235.3	3	235.3	4	234.8	5	234.8	8	234.8	9	235,0
28 Max RADECK	DXR	R	235.3	4	234.3	5	233.8	8	232.8	10	232.3	9	233,7
77 Andrej PETROVIC	T-Code by Amtog		235.3	9	234.8	6	234.8	7	234.8	8	234.3	5	234,8
17 Nacho TUÑÓN	T-Code by Amtog		234.8	4	234.8	9	233.8	8	233.3	5	233.3	6	234,0
22 Vivek KANTHAN	Griffin Core		234.8	8	234.8	4	234.3	3	233.8	10	233.8	5	234,3
25 Aleix PIÑERA	Tecnicar	R	234.8	4	234.3	5	234.3	6	233.8	8	233.8	9	234,2
7 Felipe REIJS	MP Motorsport	R	234.3	4	233.8	8	232.8	5	232.8	7	231.8	6	233,1
73 Fausto ARNAUDO	Monlau Motorsport	R	234.3	7	233.8	4	233.3	6	233.3	8	232.8	5	233,5
88 Miki BLASCOS	Monlau Motorsport	R	234.3	9	233.8	8	233.3	4	233.3	6	232.8	5	233,5
10 Luna FLUXÁ	Campos Racing	R	233.8	10	233.8	6	233.3	11	233.3	9	233.3	4	233,5
24 Beau LOWETTE	TC Racing	R	233.8	6	232.8	8	232.3	7	232.3	9	231.8	5	232,6
38 Daniel KELLEHER	Campos Racing	R	232.8	6	232.3	5	232.3	4	231.3	10	231.3	8	232,0



F4Spain ROUND 2 - PORTIMAO Qualifying 1

Best Sector Times

Sector 1			Sector 2			Sector 3			Pos	No Driver	Ideal Lap	Best Lap
Pos	No Driver	Time	No Driver	Time	No Driver	Time	Pos	No Driver				
1	46 N.TYE	33.352	8 J.MICALLEF	33.536	21 B.LYZEN	37.973	1	81 N.MONTEIRO	1:45.023	1:45.110	(3)	
2	21 B.LYZEN	33.357	17 N.TUÑÓN	33.593	81 N.MONTEIRO	37.984	2	21 B.LYZEN	1:45.030	1:45.079	(2)	
3	40 K.SCHORMANS	33.402	77 A.PETROVIC	33.608	37 T.FISHER	38.032	3	8 J.MICALLEF	1:45.036	1:45.073	(1)	
4	77 A.PETROVIC	33.410	81 N.MONTEIRO	33.624	40 K.SCHORMANS	38.074	4	37 T.FISHER	1:45.080	1:45.173	(4)	
5	37 T.FISHER	33.415	37 T.FISHER	33.633	8 J.MICALLEF	38.085	5	46 N.TYE	1:45.096	1:45.214	(5)	
6	81 N.MONTEIRO	33.415	46 N.TYE	33.648	23 R.CORONEL	38.094	6	40 K.SCHORMANS	1:45.170	1:45.239	(6)	
7	8 J.MICALLEF	33.415	38 D.KELLEHER	33.669	46 N.TYE	38.096	7	77 A.PETROVIC	1:45.194	1:45.321	(10)	
8	22 V.KANTHAN	33.435	88 M.BLASCOS	33.674	38 D.KELLEHER	38.107	8	23 R.CORONEL	1:45.263	1:45.348	(11)	
9	23 R.CORONEL	33.471	25 A.PIÑERA	33.687	10 L.FLUXÁ	38.117	9	22 V.KANTHAN	1:45.272	1:45.272	(7)	
10	38 D.KELLEHER	33.500	40 K.SCHORMANS	33.694	22 V.KANTHAN	38.118	10	38 D.KELLEHER	1:45.276	1:45.286	(8)	
11	44 E.KACZYNSKI	33.502	23 R.CORONEL	33.698	32 S.BULBARELLA	38.134	11	17 N.TUÑÓN	1:45.296	1:45.312	(9)	
12	25 A.PIÑERA	33.512	21 B.LYZEN	33.700	17 N.TUÑÓN	38.173	12	25 A.PIÑERA	1:45.400	1:45.425	(12)	
13	17 N.TUÑÓN	33.530	44 E.KACZYNSKI	33.718	77 A.PETROVIC	38.176	13	32 S.BULBARELLA	1:45.448	1:45.580	(14)	
14	32 S.BULBARELLA	33.552	22 V.KANTHAN	33.719	28 M.RADECK	38.186	14	44 E.KACZYNSKI	1:45.477	1:45.513	(13)	
15	12 P.KARRAS	33.564	9 J.KARRAS	33.760	25 A.PIÑERA	38.201	15	10 L.FLUXÁ	1:45.543	1:45.580	(15)	
16	28 M.RADECK	33.565	32 S.BULBARELLA	33.762	44 E.KACZYNSKI	38.257	16	88 M.BLASCOS	1:45.610	1:45.740	(18)	
17	88 M.BLASCOS	33.603	10 L.FLUXÁ	33.772	73 F.ARNAUDO	38.312	17	12 P.KARRAS	1:45.691	1:45.737	(17)	
18	18 Z.FLORESCU	33.637	18 Z.FLORESCU	33.778	15 J.BURNETT	38.316	18	28 M.RADECK	1:45.704	1:45.733	(16)	
19	27 Y.SATO	33.638	11 R.ALIBHAI	33.781	88 M.BLASCOS	38.333	19	18 Z.FLORESCU	1:45.815	1:45.815	(19)	
20	10 L.FLUXÁ	33.654	12 P.KARRAS	33.783	12 P.KARRAS	38.344	20	9 J.KARRAS	1:45.877	1:45.951	(21)	
21	11 R.ALIBHAI	33.673	24 B.LOWETTE	33.827	39 L.COCHET	38.348	21	11 R.ALIBHAI	1:45.885	1:46.053	(25)	
22	15 J.BURNETT	33.687	7 F.REIJS	33.870	7 F.REIJS	38.354	22	15 J.BURNETT	1:45.907	1:45.907	(20)	
23	9 J.KARRAS	33.689	39 L.COCHET	33.889	24 B.LOWETTE	38.382	23	24 B.LOWETTE	1:45.958	1:46.011	(24)	
24	5 D.MOTA	33.707	15 J.BURNETT	33.904	18 Z.FLORESCU	38.400	24	7 F.REIJS	1:45.968	1:45.986	(22)	
25	7 F.REIJS	33.744	74 P.RICCOBONO	33.911	27 Y.SATO	38.401	25	27 Y.SATO	1:45.999	1:46.008	(23)	
26	24 B.LOWETTE	33.749	94 J.MOODLEY	33.933	96 A.RODRIGUEZ	38.428	26	39 L.COCHET	1:46.009	1:46.198	(26)	
27	39 L.COCHET	33.772	5 D.MOTA	33.939	9 J.KARRAS	38.428	27	5 D.MOTA	1:46.111	1:46.327	(28)	
28	73 F.ARNAUDO	33.780	28 M.RADECK	33.953	11 R.ALIBHAI	38.431	28	73 F.ARNAUDO	1:46.163	1:46.317	(27)	
29	74 P.RICCOBONO	33.797	27 Y.SATO	33.960	74 P.RICCOBONO	38.457	29	74 P.RICCOBONO	1:46.165	1:46.383	(29)	
30	78 M.NETO	33.803	80 S.FRIGOLET	34.039	5 D.MOTA	38.465	30	96 A.RODRIGUEZ	1:46.291	1:46.416	(30)	
31	96 A.RODRIGUEZ	33.803	96 A.RODRIGUEZ	34.060	80 S.FRIGOLET	38.497	31	78 M.NETO	1:46.390	1:46.524	(31)	
32	71 S.URUS	33.813	71 S.URUS	34.069	78 M.NETO	38.511	32	80 S.FRIGOLET	1:46.409	1:46.531	(32)	
33	83 A.MIETTINEN	33.861	73 F.ARNAUDO	34.071	83 A.MIETTINEN	38.688	33	71 S.URUS	1:46.571	1:46.714	(34)	
34	80 S.FRIGOLET	33.873	78 M.NETO	34.076	71 S.URUS	38.689	34	94 J.MOODLEY	1:46.663	1:47.008	(35)	
35	94 J.MOODLEY	33.905	83 A.MIETTINEN	34.117	94 J.MOODLEY	38.825	35	83 A.MIETTINEN	1:46.666	1:46.666	(33)	
36	13 R.MARTÍNEZ	34.275	13 R.MARTÍNEZ	34.369	13 R.MARTÍNEZ	38.845	36	13 R.MARTÍNEZ	1:47.489	1:47.642	(36)	



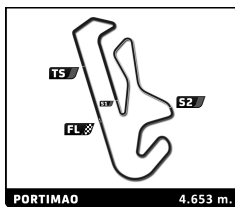
F4Spain

ROUND 2 - PORTIMAO

Qualifying 1

Fastest Lap Sequence

Elapsed	No	Driver	Team	Car	Class	Time	Kph	Lap
4:19.813	13	Rodrigo MARTÍNEZ	Tecnicar	TATUUS T-421	R	2:02.851	136.4	2
5:42.963	10	Luna FLUXÁ	Campos Racing	TATUUS T-421	R	1:52.578	148.8	2
6:12.207	13	Rodrigo MARTÍNEZ	Tecnicar	TATUUS T-421	R	1:52.394	149.0	3
6:54.789	96	Andre RODRIGUEZ	GRS Team	TATUUS T-421	R	1:51.928	149.7	2
7:09.204	46	Nathan TYE	Drivex	TATUUS T-421		1:50.730	151.3	2
7:10.624	32	Simón BULBARELLA	Drivex	TATUUS T-421	R	1:50.288	151.9	2
7:31.017	10	Luna FLUXÁ	Campos Racing	TATUUS T-421	R	1:48.054	155.0	3
9:18.238	10	Luna FLUXÁ	Campos Racing	TATUUS T-421	R	1:47.221	156.2	4
10:21.904	38	Daniel KELLEHER	Campos Racing	TATUUS T-421	R	1:46.734	156.9	4
10:25.765	21	Borys LYZEN	KCL Motorsport	TATUUS T-421	R	1:46.676	157.0	3
10:47.050	46	Nathan TYE	Drivex	TATUUS T-421		1:46.056	157.9	4
12:09.462	23	Rocco CORONEL	MP Motorsport	TATUUS T-421	R	1:45.844	158.3	4
12:10.630	40	Kasper SCHORMANS	MP Motorsport	TATUUS T-421	R	1:45.747	158.4	4
12:32.790	46	Nathan TYE	Drivex	TATUUS T-421		1:45.740	158.4	5
13:53.897	38	Daniel KELLEHER	Campos Racing	TATUUS T-421	R	1:45.721	158.4	6
13:54.845	23	Rocco CORONEL	MP Motorsport	TATUUS T-421	R	1:45.383	159.0	5
14:18.004	46	Nathan TYE	Drivex	TATUUS T-421		1:45.214	159.2	6
18:09.828	37	Ty FISHER	Griffin Core	TATUUS T-421	R	1:45.173	159.3	8
18:16.489	81	Noah MONTEIRO	Griffin Core	TATUUS T-421		1:45.163	159.3	8
19:13.176	21	Borys LYZEN	KCL Motorsport	TATUUS T-421	R	1:45.079	159.4	8
19:56.110	8	Jacob MICALLEF	Campos Racing	TATUUS T-421	R	1:45.073	159.4	9

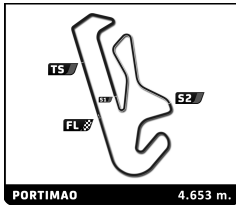


F4Spain ROUND 2 - PORTIMÃO Qualifying 1

Sector Analysis

Lap under Red Flag — Invalidated Lap ■ Personal Best ■ Session Best ■ Crossing the pit lane

Lap	Time	Sector 1	Sector 2	Sector 3	Kph	Elapsed	Lap	Time	Sector 1	Sector 2	Sector 3	Kph	Elapsed
5 Daniel MOTA ESP							4	1:47.221	34.553	34.292	38.376	156.2	09:09:18.238
TC Racing TATUUS T-421							5	1:46.403	33.958	34.209	38.236	157.4	09:11:04.641
1	5:11.329	3:48.902	39.101	43.326	53.8	09:05:11.329	6	1:45.970	33.824	33.924	38.222	158.1	09:12:50.611
2	1:56.972	35.840	38.492	42.640	143.2	09:07:08.301	7	1:46.036	33.850	33.865	38.321	158.0	09:14:36.647
3	1:58.529	38.593	40.187	39.749	141.3	09:09:06.830	8	1:45.643	33.654	33.783	38.206	158.6	09:16:22.290
4	1:49.934	35.550	35.144	39.240	152.4	09:10:56.764	9	1:45.727	33.791	33.819	38.117	158.4	09:18:08.017
5	1:47.162	34.146	34.435	38.581	156.3	09:12:43.926	10	1:45.580	33.687	33.772	38.121	158.7	09:19:53.597
6	1:46.434	33.871	34.098	38.465	157.4	09:14:30.360	11	1:45.851	33.825	33.833	38.193	158.2	09:21:39.448
7	1:46.499	34.013	33.970	38.516	157.3	09:16:16.859							
8	1:46.341	33.919	33.939	38.483	157.5	09:18:03.200	11 Rahim ALIBHAI USA						
9	1:46.327	33.754	34.090	38.483	157.5	09:19:49.527	Monlau Motorsport TATUUS T-421						
10	1:46.778	33.707	34.606	38.465	156.9	09:21:36.305	1	5:09.348	3:50.092	37.589	41.667	54.1	09:05:09.348
7 Felipe REIJS NLD							2	1:53.174	36.603	36.651	39.920	148.0	09:07:02.522
MP Motorsport TATUUS T-421							3	1:49.033	35.022	34.992	39.019	153.6	09:08:51.555
1	6:38.939	5:12.720	39.801	46.418	42.0	09:06:38.939	4	1:47.101	33.966	34.409	38.726	156.4	09:10:38.656
2	2:01.500	42.462	37.022	42.016	137.9	09:08:40.439	5	1:46.323	33.824	34.049	38.450	157.5	09:12:24.979
3	1:49.872	35.697	35.322	38.853	152.5	09:10:30.311	6	1:49.174	33.753	34.027	41.394	153.4	09:14:14.153
4	1:47.878	34.563	34.655	38.660	155.3	09:12:18.189	7	1:46.181	33.840	33.910	38.431	157.8	09:16:00.334
5	1:46.700	34.047	34.176	38.477	157.0	09:14:04.889	8	1:46.072	33.756	33.781	38.535	157.9	09:17:46.406
6	1:46.170	33.819	33.997	38.354	157.8	09:15:51.059	9	1:46.059	33.745	33.825	38.489	157.9	09:19:32.465
7	1:46.129	33.833	33.886	38.410	157.8	09:17:37.188	10	1:46.053	33.673	33.884	38.496	157.9	09:21:18.518
8	1:46.340	33.909	33.941	38.490	157.5	09:19:23.528							
9	1:45.986	33.744	33.870	38.372	158.0	09:21:09.514	12 Philippe Armand KARRAS GRC						
8 Jacob MICALLEF MLT							G4 Racing TATUUS T-421						
Campos Racing TATUUS T-421							1	4:58.954	3:39.083	38.604	41.267	56.0	09:04:58.954
1	4:57.152	3:36.891	38.008	42.253	56.4	09:04:57.152	2	1:54.468	36.620	37.070	40.778	146.3	09:06:53.422
2	1:56.050	37.962	36.986	41.102	144.3	09:06:53.202	3	1:54.794	36.047	37.572	41.175	145.9	09:08:48.216
3	2:03.654	35.941	37.671	50.042	135.5	09:08:56.856	4	1:48.956	34.284	34.518	40.154	153.7	09:10:37.172
4	2:11.677	58.336	34.610	38.731	127.2	09:11:08.533	5	1:46.444	33.891	34.151	38.402	157.4	09:12:23.616
5	1:46.046	33.704	34.000	38.342	158.0	09:12:54.579	6	1:45.949	33.564	33.888	38.497	158.1	09:14:09.565
6	1:45.684	33.774	33.816	38.094	158.5	09:14:40.263	7	1:45.737	33.586	33.807	38.344	158.4	09:15:55.302
7	1:45.398	33.588	33.691	38.119	158.9	09:16:25.661	8	1:47.818	35.092	34.178	38.548	155.4	09:17:43.120
8	1:45.376	33.561	33.730	38.085	159.0	09:18:11.037	9	1:45.943	33.729	33.783	38.431	158.1	09:19:29.063
9	1:45.073	33.415	33.536	38.122	159.4	09:19:56.110	10	1:45.980	33.682	33.830	38.468	158.1	09:21:15.043
10	1:45.547	33.538	33.899	38.110	158.7	09:21:41.657							
9 Jean Paul KARRAS GRC							13 Rodrigo MARTÍNEZ MEX						
G4 Racing TATUUS T-421							Tecnicar TATUUS T-421						
1	4:59.880	3:40.947	37.831	41.102	55.9	09:04:59.880	1	2:16.962	48.730	41.801	46.431	122.3	09:02:16.962
2	1:53.901	36.114	37.055	40.732	147.1	09:06:53.781	2	2:02.851	40.979	39.370	42.502	136.4	09:04:19.813
3	1:55.594	36.133	37.608	41.853	144.9	09:08:49.375	3	1:52.394	36.569	35.979	39.846	149.0	09:06:12.207
4	1:48.601	34.912	34.274	39.415	154.2	09:10:37.976	4	1:50.860	35.218	35.952	39.690	151.1	09:08:03.067
5	1:46.509	33.862	34.033	38.614	157.3	09:12:24.485	5	1:51.297	34.974	35.451	40.872	150.5	09:09:54.364
6	1:46.248	33.836	33.982	38.430	157.7	09:14:10.733	6	1:49.000	34.577	35.111	39.312	153.7	09:11:43.364
7	1:45.951	33.689	33.834	38.428	158.1	09:15:56.684	7	1:48.530	34.471	34.866	39.193	154.3	09:13:31.894
8	1:47.027	33.886	34.387	38.754	156.5	09:17:43.711	8	1:47.913	34.321	34.510	39.082	155.2	09:15:19.807
9	1:46.233	33.717	34.057	38.459	157.7	09:19:29.944	9	1:47.870	34.374	34.470	39.026	155.3	09:17:07.677
10	1:46.141	33.871	33.760	38.510	157.8	09:21:16.085	10	1:47.642	34.275	34.522	38.845	155.6	09:18:55.319
							11	1:47.825	34.406	34.369	39.050	155.4	09:20:43.144
10 Luna FLUXÁ ESP							15 Jensen BURNETT CAN						
Campos Racing TATUUS T-421							KCL Motorsport TATUUS T-421						
1	3:50.385	2:31.540	37.517	41.328	72.7	09:03:50.385	1	6:37.750	5:12.133	39.403	46.214	42.1	09:06:37.750
2	1:52.578	37.021	35.731	39.826	148.8	09:05:42.963	2	2:01.845	45.472	36.545	39.828	137.5	09:08:39.595
3	1:48.054	34.538	34.771	38.745	155.0	09:07:31.017	3	1:47.492	34.380	34.547	38.565	155.8	09:10:27.087
							4	1:46.548	33.941	34.190	38.417	157.2	09:12:13.635
							5	1:46.164	33.754	34.086	38.324	157.8	09:13:59.799
							6	1:46.128	33.723	33.963	38.442	157.8	09:15:45.927

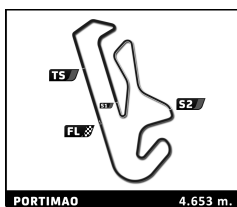


F4Spain ROUND 2 - PORTIMÃO Qualifying 1

Sector Analysis

Lap under Red Flag _ Invalidated Lap ■ Personal Best ■ Session Best B Crossing the pit lane

Lap	Time	Sector 1	Sector 2	Sector 3	Kph	Elapsed	Lap	Time	Sector 1	Sector 2	Sector 3	Kph	Elapsed	
7	1:45.907	33.687	33.904	38.316	158.2	09:17:31.834	3	1:46.741	34.078	34.418	38.245	156.9	09:10:23.618	
8	1:52.931	33.777	35.646	43.508	148.3	09:19:24.765	4	1:45.844	33.704	33.965	38.175	158.3	09:12:09.462	
9	1:45.960	33.703	33.909	38.348	158.1	09:21:10.725	5	1:45.383	33.591	33.698	38.094	159.0	09:13:54.845	
17	Nacho TUÑÓN ESP							6	1:45.348	33.502	33.728	38.118	159.0	09:15:40.193
	T-Code by Amtog TATUUS T-421							7	1:45.361	33.471	33.763	38.127	159.0	09:17:25.554
1	6:04.912	4:42.065	39.655	43.192	45.9	09:06:04.912	8	1:45.469	33.514	33.735	38.220	158.8	09:19:11.023	
2	1:54.506	37.903	36.226	40.377	146.3	09:07:59.418	9	2:07.858 B	33.537	38.365	55.956	131.0	09:21:18.881	
3	1:49.390	35.201	35.246	38.943	153.1	09:09:48.808								
4	1:46.720	34.025	34.271	38.424	157.0	09:11:35.528								
5	1:46.292	33.741	34.104	38.447	157.6	09:13:21.820								
6	1:45.509	33.542	33.743	38.224	158.8	09:15:07.329								
7	1:45.786	33.594	33.877	38.315	158.3	09:16:53.115								
8	1:45.312	33.530	33.593	38.189	159.1	09:18:38.427								
9	1:45.269	33.494	33.602	38.173	159.1	09:20:23.696								
18	Zoe FLORESCU ROU							24	Beau LOWETTE BEL					
	Tecnicar TATUUS T-421								TC Racing TATUUS T-421					
1	6:07.433	4:44.727	40.078	42.628	45.6	09:06:07.433	1	6:22.156	5:01.853	38.420	41.883	43.8	09:06:22.156	
2	1:54.189	37.831	36.275	40.083	146.7	09:08:01.622	2	1:53.438	37.242	36.536	39.660	147.7	09:08:15.594	
3	1:52.007	35.421	35.430	41.156	149.6	09:09:53.629	3	1:48.660	34.798	34.935	38.927	154.2	09:10:04.254	
4	1:46.794	34.069	34.247	38.478	156.9	09:11:40.423	4	1:47.059	34.156	34.426	38.477	156.5	09:11:51.313	
5	1:46.342	33.841	33.959	38.542	157.5	09:13:26.765	5	1:46.386	34.009	33.995	38.382	157.5	09:13:37.699	
6	1:46.049	33.716	33.897	38.436	158.0	09:15:12.814	6	1:48.561	33.982	34.190	40.389	154.3	09:15:26.260	
7	1:45.815	33.637	33.778	38.400	158.3	09:16:58.629	7	1:46.235	33.750	33.967	38.518	157.7	09:17:12.495	
8	1:46.060	33.714	33.902	38.444	157.9	09:18:44.689	8	1:46.011	33.784	33.827	38.400	158.0	09:18:58.506	
9	1:55.748 B	33.910	34.636	47.202	144.7	09:20:40.437	9	1:56.241 B	33.749	34.269	48.223	144.1	09:20:54.747	
21	Borys LYZEN POL							25	Aleix PIÑERA ESP					
	KCL Motorsport TATUUS T-421								Tecnicar TATUUS T-421					
1	6:37.727	5:14.275	38.331	45.121	42.1	09:06:37.727	1	6:06.753	4:44.049	40.139	42.565	45.7	09:06:06.753	
2	2:01.362	45.103	36.351	39.908	138.0	09:08:39.089	2	1:54.425	37.854	36.366	40.205	146.4	09:08:01.178	
3	1:46.676	33.978	34.422	38.276	157.0	09:10:25.765	3	1:51.714	35.385	35.611	40.718	149.9	09:09:52.892	
4	1:45.955	33.740	33.992	38.223	158.1	09:12:11.720	4	1:46.788	33.915	34.400	38.473	156.9	09:11:39.680	
5	1:45.855	33.695	33.968	38.192	158.2	09:13:57.575	5	1:45.879	33.603	33.964	38.312	158.2	09:13:25.559	
6	1:45.277	33.545	33.730	38.002	159.1	09:15:42.852	6	1:45.822	33.688	33.846	38.288	158.3	09:15:11.381	
7	1:45.245	33.357	33.752	38.136	159.2	09:17:28.097	7	1:45.463	33.512	33.750	38.201	158.8	09:16:56.844	
8	1:45.079	33.371	33.735	37.973	159.4	09:19:13.176	8	1:45.589	33.626	33.728	38.235	158.6	09:18:42.433	
9	1:45.165	33.443	33.700	38.022	159.3	09:20:58.341	9	1:45.425	33.529	33.687	38.209	158.9	09:20:27.858	
22	Vivek KANTHAN USA							27	Yuzuki SATO JPN					
	Griffin Core TATUUS T-421								Monlau Motorsport TATUUS T-421					
1	4:56.803	3:35.516	38.769	42.518	56.4	09:04:56.803	1	5:12.629	3:53.859	37.379	41.391	53.6	09:05:12.629	
2	1:56.160	37.957	36.929	41.274	144.2	09:06:52.963	2	1:54.821	37.566	36.688	40.567	145.9	09:07:07.450	
3	1:53.386	35.872	37.676	39.838	147.7	09:08:46.349	3	1:48.243	34.730	34.777	38.736	154.8	09:08:55.693	
4	1:50.178	34.264	34.976	40.938	152.0	09:10:36.527	4	1:47.357	34.162	34.498	38.697	156.0	09:10:43.050	
5	1:46.187	33.898	33.946	38.343	157.7	09:12:22.714	5	1:46.739	33.842	34.073	38.824	156.9	09:12:29.789	
6	1:46.223	33.645	33.825	38.753	157.7	09:14:08.937	6	1:46.472	33.772	34.080	38.620	157.3	09:14:16.261	
7	1:45.702	33.651	33.734	38.317	158.5	09:15:54.639	7	1:46.316	33.729	34.186	38.401	157.6	09:16:02.577	
8	1:45.597	33.585	33.734	38.278	158.6	09:17:40.236	8	1:46.008	33.638	33.960	38.410	158.0	09:17:48.585	
9	1:45.496	33.592	33.728	38.176	158.8	09:19:25.732	9	1:46.139	33.757	33.975	38.407	157.8	09:19:34.724	
10	1:45.272	33.435	33.719	38.118	159.1	09:21:11.004	10	1:46.246	33.656	34.127	38.463	157.7	09:21:20.970	
23	Rocco CORONEL NLD							28	Max RADECK PRT					
	MP Motorsport TATUUS T-421								DXR TATUUS T-421					
1	6:36.822	5:08.307	40.898	47.617	42.2	09:06:36.822	1	5:23.161	4:02.839	38.693	41.629	51.8	09:05:23.161	
2	2:00.055	45.260	35.732	39.063	139.5	09:08:36.877	2	1:50.538	36.036	35.404	39.098	151.5	09:07:13.699	
							3	1:51.933	34.889	34.279	42.765	149.7	09:09:05.632	
							4	1:47.275	33.818	34.150	39.307	156.1	09:10:52.907	
							5	1:47.150	34.125	34.458	38.567	156.3	09:12:40.057	
							6	1:46.040	33.699	34.005	38.336	158.0	09:14:26.097	
							7	1:45.865	33.673	33.953	38.239	158.2	09:16:11.962	
							8	1:45.733	33.565	33.982	38.186	158.4	09:17:57.695	
							9	1:48.431	33.699	34.551	40.181	154.5	09:19:46.126	
							10	1:58.159 B	34.398	34.590	49.171	141.8	09:21:44.285	



F4Spain

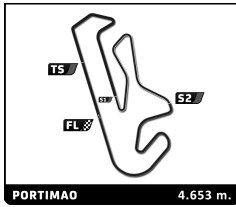
ROUND 2 - PORTIMAO

Qualifying 1

Sector Analysis

Lap under Red Flag — Invalidated Lap ■ Personal Best ■ Session Best B Crossing the pit lane

Lap	Time	Sector 1	Sector 2	Sector 3	Kph	Elapsed	Lap	Time	Sector 1	Sector 2	Sector 3	Kph	Elapsed
32 Simón BULBARELLA ARG							4 1:45.747 33.640 33.988 38.119 158.4 09:12:10.630						
Drivex TATUUS T-421							5 1:45.568 33.577 33.868 38.123 158.7 09:13:56.198						
1	5:20.336	4:01.043	38.310	40.983	52.3	09:05:20.336	6 1:45.376 33.426 33.876 38.074 159.0 09:15:41.574						
2	1:50.288	35.599	35.628	39.061	151.9	09:07:10.624	7 1:45.269 33.434 33.712 38.123 159.1 09:17:26.843						
3	1:52.299	34.548	34.886	42.865	149.2	09:09:02.923	8 1:45.239 33.408 33.724 38.107 159.2 09:19:12.082						
4	1:46.360	33.770	34.172	38.418	157.5	09:10:49.283	9 1:45.252 33.402 33.694 38.156 159.1 09:20:57.334						
5	1:46.209	33.713	34.081	38.415	157.7	09:12:35.492	44 Elliot KACZYNSKI SWE						
6	1:45.679	33.582	33.963	38.134	158.5	09:14:21.171	Drivex TATUUS T-421						
7	1:45.890	33.626	33.951	38.313	158.2	09:16:07.061	1	5:19.325	4:00.377	38.061	40.887	52.5	09:05:19.325
8	1:45.580	33.552	33.762	38.266	158.7	09:17:52.641	2	1:50.768	35.767	35.782	39.219	151.2	09:07:10.093
9	1:47.812	33.533	34.107	40.172	155.4	09:19:40.453	3	1:51.774	34.429	34.765	42.580	149.9	09:09:01.867
10	1:45.870	33.768	33.816	38.286	158.2	09:21:26.323	4	1:46.503	33.854	34.306	38.343	157.3	09:10:48.370
37 Ty FISHER CAN							5 1:45.769 33.625 33.862 38.282 158.4 09:12:34.139						
Griffin Core TATUUS T-421							6 1:45.513 33.502 33.754 38.257 158.8 09:14:19.652						
1	4:55.816	3:33.057	39.945	42.814	56.6	09:04:55.816	7	1:46.055	33.527	33.987	38.541	157.9	09:16:05.707
2	1:55.988	37.618	37.277	41.093	144.4	09:06:51.804	8	1:45.948	33.553	33.904	38.491	158.1	09:17:51.655
3	2:03.763 B	36.012	37.728	50.023	135.3	09:08:55.567	9	1:49.885	33.989	35.257	40.639	152.4	09:19:41.540
4	2:11.721	38.116	34.580	38.411	127.2	09:11:07.288	10	1:45.657	33.637	33.718	38.302	158.5	09:21:27.197
5	1:46.389	33.816	34.346	38.227	157.4	09:12:53.677	46 Nathan TYE GBR						
6	1:45.603	33.541	33.874	38.188	158.6	09:14:39.280	Drivex TATUUS T-421						
7	1:45.375	33.415	33.830	38.130	159.0	09:16:24.655	1	5:18.474	3:59.381	37.840	41.253	52.6	09:05:18.474
8	1:45.173	33.454	33.687	38.032	159.3	09:18:09.828	2	1:50.730	35.289	36.246	39.195	151.3	09:07:09.204
9	1:47.459	33.422	35.602	38.435	155.9	09:19:57.287	3	1:51.790	34.224	34.547	43.019	149.8	09:09:00.994
10	1:45.295	33.593	33.633	38.069	159.1	09:21:42.582	4	1:46.056	33.835	34.045	38.176	157.9	09:10:47.050
38 Daniel KELLEHER IRL							5 1:45.740 33.636 34.008 38.096 158.4 09:12:32.790						
Campos Racing TATUUS T-421							6 1:45.214 33.445 33.648 38.121 159.2 09:14:18.004						
1	4:48.119	3:29.439	37.270	41.410	58.1	09:04:48.119	7	1:45.524	33.479	33.775	38.270	158.7	09:16:03.528
2	1:57.227	37.067	36.767	43.393	142.9	09:06:45.346	8	1:46.983	33.626	34.788	38.569	156.6	09:17:50.511
3	1:49.824	36.117	34.833	38.874	152.5	09:08:35.170	9	1:45.502	33.469	33.937	38.096	158.8	09:19:36.013
4	1:46.734	34.109	34.058	38.567	156.9	09:10:21.904	10	1:45.254	33.352	33.680	38.222	159.1	09:21:21.267
5	1:46.272	33.839	34.058	38.375	157.6	09:12:08.176	71 Sam URUS MCO						
6	1:45.721	33.694	33.792	38.235	158.4	09:13:53.897	DXR TATUUS T-421						
7	1:45.566	33.683	33.669	38.214	158.7	09:15:39.463	1	5:24.549	4:04.384	38.563	41.602	51.6	09:05:24.549
8	1:45.481	33.554	33.743	38.184	158.8	09:17:24.944	2	1:51.928	36.600	35.737	39.591	149.7	09:07:16.477
9	1:45.401	33.503	33.683	38.215	158.9	09:19:10.345	3	1:50.626	35.774	35.374	39.478	151.4	09:09:07.103
10	1:45.286	33.500	33.679	38.107	159.1	09:20:55.631	4	1:48.183	34.558	34.792	38.833	154.8	09:10:55.286
39 Louis COCHET NLD							5 1:47.651 34.155 34.736 38.760 155.6 09:12:42.937						
KCL Motorsport TATUUS T-421							6 1:47.181 33.885 34.475 38.821 156.3 09:14:30.118						
1	6:38.281	5:14.844	38.360	45.077	42.1	09:06:38.281	7	1:47.967	34.662	34.616	38.689	155.1	09:16:18.085
2	2:01.667	45.495	36.499	39.673	137.7	09:08:39.948	8	1:47.105	33.945	34.327	38.833	156.4	09:18:05.190
3	1:48.319	34.908	34.811	38.600	154.6	09:10:28.267	9	1:46.730	33.813	34.189	38.728	156.9	09:19:51.920
4	1:47.217	34.368	34.388	38.461	156.2	09:12:15.484	10	1:46.714	33.889	34.069	38.756	157.0	09:21:38.634
5	1:46.408	33.884	34.105	38.419	157.4	09:14:01.892	73 Fausto ARNAUDO ARG						
6	1:46.331	33.950	34.033	38.348	157.5	09:15:48.223	Monlau Motorsport TATUUS T-421						
7	1:46.372	33.843	34.062	38.467	157.5	09:17:34.595	1	5:40.653	4:21.106	38.160	41.387	49.2	09:05:40.653
8	1:46.289	33.772	34.073	38.444	157.6	09:19:20.884	2	1:51.952	36.323	36.115	39.514	149.6	09:07:32.605
9	1:46.198	33.778	33.889	38.531	157.7	09:21:07.082	3	1:49.247	35.115	35.189	38.943	153.3	09:09:21.852
40 Kasper SCHORMANS NLD							4 1:50.558 34.542 34.451 41.565 151.5 09:11:12.410						
MP Motorsport TATUUS T-421							5 1:46.594 33.901 34.193 38.500 157.1 09:12:59.004						
1	6:37.356	5:10.380	40.124	46.852	42.2	09:06:37.356	6	1:47.578	33.831	34.232	39.515	155.7	09:14:46.582
2	2:00.679	45.123	36.336	39.220	138.8	09:08:38.035	7	1:46.136	33.701	34.071	38.364	157.8	09:16:32.718
3	1:46.848	33.965	34.496	38.387	156.8	09:10:24.883	8	1:46.401	33.784	34.213	38.404	157.4	09:18:19.119
							9	1:46.317	33.780	34.225	38.312	157.6	09:20:05.436

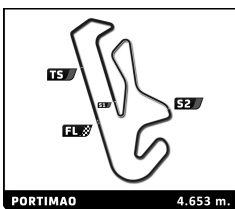


F4Spain ROUND 2 - PORTIMAO Qualifying 1

Sector Analysis



Lap under Red Flag — Invalidated Lap ■ Personal Best ■ Session Best B Crossing the pit lane

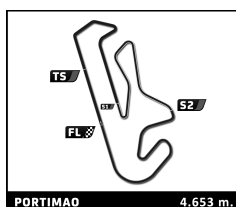
Lap	Time	Sector 1	Sector 2	Sector 3	Kph	Elapsed	Lap	Time	Sector 1	Sector 2	Sector 3	Kph	Elapsed	
74	Pablo RICCOBONO ESP							6	1:45.345	33.461	33.674	38.210	159.0	09:14:45.995
	GRS Team TATUUS T-421							7	1:45.331	33.549	33.722	38.060	159.0	09:16:31.326
	1	4:57.695	3:37.899	37.711	42.085	56.3	8	1:45.163	33.415	33.665	38.083	159.3	09:18:16.489	
	2	1:56.020	38.115	37.639	40.266	144.4	9	1:45.110	33.502	33.624	37.984	159.4	09:20:01.599	
	3	2:05.034 B	35.973	37.328	51.733	134.0								
	4	2:16.089	59.369	36.847	39.873	123.1								
	5	1:47.549	34.153	34.592	38.804	155.8								
	6	1:47.026	34.041	34.279	38.706	156.5								
	7	1:46.565	33.943	34.165	38.457	157.2								
	8	<u>1:46.359</u>	<u>33.832</u>	33.911	38.616	157.5								
	9	1:46.383	33.797	34.017	38.569	157.5								
77	Andrej PETROVIC SRB							1	5:10.490	3:49.751	38.865	41.874	53.9	09:05:10.490
	T-Code by Amtog TATUUS T-421							2	1:52.728	36.295	36.284	40.149	148.6	09:07:03.218
	1	6:06.207	4:43.516	39.865	42.826	45.7	3	<u>1:49.616</u>	<u>34.917</u>	35.431	39.268	152.8	09:08:52.834	
	2	1:54.256	37.621	36.095	40.540	146.6	4	1:48.478	34.581	35.055	38.842	154.4	09:10:41.312	
	3	1:50.637	34.883	35.344	40.410	151.4	5	1:47.735	34.286	34.690	38.759	155.5	09:12:29.047	
	4	1:46.206	33.810	34.059	38.337	157.7	6	1:47.773	34.090	34.552	39.131	155.4	09:14:16.820	
	5	1:45.877	33.644	33.933	38.300	158.2	7	1:47.657	34.022	34.380	39.255	155.6	09:16:04.477	
	6	1:45.427	33.490	33.761	38.176	158.9	8	1:46.942	33.890	34.351	38.701	156.6	09:17:51.419	
	7	1:45.321	33.410	33.654	38.257	159.0	9	1:46.666	33.861	34.117	38.688	157.0	09:19:38.085	
	8	1:45.349	33.511	33.608	38.230	159.0	10	1:47.515	34.131	34.348	39.036	155.8	09:21:25.600	
	9	1:45.452	33.541	33.611	38.300	158.8								
78	Maria NETO PRT							1	5:37.651	4:18.785	37.797	41.069	49.6	09:05:37.651
	TC Racing TATUUS T-421							2	1:53.757	36.770	35.299	41.688	147.3	09:07:31.408
	1	5:13.774	3:53.251	37.922	42.601	53.4	3	1:49.480	35.833	34.934	38.713	153.0	09:09:20.888	
	2	<u>1:58.584</u>	<u>37.517</u>	40.925	40.142	141.3	4	1:50.484	34.534	34.568	41.382	151.6	09:11:11.372	
	3	1:52.079	34.996	35.236	41.847	149.5	5	<u>1:46.551</u>	<u>33.991</u>	34.028	38.532	157.2	09:12:57.923	
	4	<u>1:49.191</u>	<u>34.186</u>	35.382	39.623	153.4	6	1:46.149	33.910	33.819	38.420	157.8	09:14:44.072	
	5	<u>1:47.516</u>	<u>34.184</u>	34.502	38.830	155.8	7	1:45.811	33.704	33.774	38.333	158.3	09:16:29.883	
	6	1:53.643	33.803	39.232	40.608	147.4	8	1:45.819	33.712	33.674	38.433	158.3	09:18:15.702	
	7	1:52.361	34.234	39.289	38.838	149.1	9	1:45.740	33.603	33.740	38.397	158.4	09:20:01.442	
	8	1:47.038	33.981	34.385	38.672	156.5								
	9	1:46.524	33.937	34.076	38.511	157.2								
80	Sebastián FRIGOLET MEX							1	4:30.894	3:08.171	40.490	42.233	61.8	09:04:30.894
	DXR TATUUS T-421							2	2:08.362	44.405	38.288	45.669	130.5	09:06:39.256
	1	5:24.052	4:03.709	38.556	41.787	51.7	3	2:01.308	44.891	36.349	40.068	138.1	09:08:40.564	
	2	1:51.156	36.090	35.612	39.454	150.7	4	<u>1:48.682</u>	<u>34.996</u>	34.815	38.871	154.1	09:10:29.246	
	3	<u>1:50.947</u>	<u>34.989</u>	35.033	40.925	151.0	5	1:49.783	35.282	35.676	38.825	152.6	09:12:19.029	
	4	1:48.227	34.589	34.679	38.959	154.8	6	1:47.322	34.274	34.212	38.836	156.1	09:14:06.351	
	5	1:47.162	34.031	34.404	38.727	156.3	7	<u>1:47.402</u>	<u>34.173</u>	34.275	38.954	156.0	09:15:53.753	
	6	1:46.777	33.873	34.312	38.592	156.9	8	1:50.867	37.794	34.174	38.899	151.1	09:17:44.620	
	7	1:46.531	33.903	34.130	38.498	157.2	9	1:47.008	33.905	33.933	39.170	156.5	09:19:31.628	
	8	1:46.534	33.906	34.131	38.497	157.2	10	<u>1:50.117</u>	<u>33.909</u>	35.964	40.244	152.1	09:21:21.745	
	9	<u>1:46.775</u>	<u>33.968</u>	34.082	38.725	156.9								
	10	<u>1:54.311 B</u>	<u>33.816</u>	34.039	46.456	146.5								
81	Noah MONTEIRO PRT							1	5:02.861	3:43.474	38.206	41.181	55.3	09:05:02.861
	Griffin Core TATUUS T-421							2	1:51.928	35.970	36.220	39.738	149.7	09:06:54.789
	1	4:56.285	3:34.614	39.228	42.443	56.5	3	2:00.486	35.841	38.964	45.681	139.0	09:08:55.275	
	2	1:55.974	37.726	37.233	41.015	144.4	4	1:47.294	33.994	34.570	38.730	156.1	09:10:42.569	
	3	2:05.592 B	36.146	37.679	51.767	133.4	5	1:49.066	33.969	34.367	40.730	153.6	09:12:31.635	
	4	2:16.715	59.504	36.894	40.317	122.5	6	1:47.298	33.957	34.346	38.995	156.1	09:14:18.933	
	5	1:46.084	33.818	33.930	38.336	157.9	7	1:49.562	33.803	34.999	40.760	152.9	09:16:08.495	
							8	1:46.416	33.916	34.072	38.428	157.4	09:17:54.911	
							9	<u>1:47.719</u>	<u>34.647</u>	34.358	38.714	155.5	09:19:42.630	
							10	<u>1:46.839</u>	<u>34.070</u>	34.060	38.709	156.8	09:21:29.469	
83	Alfons MIETTINEN FIN							1	5:10.490	3:49.751	38.865	41.874	53.9	09:05:10.490
	GRS Team TATUUS T-421							2	1:52.728	36.295	36.284	40.149	148.6	09:07:03.218
	1	6:06.207	4:43.516	39.865	42.826	45.7	3	<u>1:49.616</u>	<u>34.917</u>	35.431	39.268	152.8	09:08:52.834	
	2	1:54.256	37.621	36.095	40.540	146.6	4	1:48.478	34.581	35.055	38.842	154.4	09:10:41.312	
	3	1:50.637	34.883	35.344	40.410	151.4	5	1:47.735	34.286	34.690	38.759	155.5	09:12:29.047	
	4	1:46.206	33.810	34.059	38.337	157.7	6	1:47.773	34.090	34.552	39.131	155.4	09:14:16.820	
	5	1:45.877	33.644	33.933	38.300	158.2	7	1:47.657	34.022	34.380	39.255	155.6	09:16:04.477	
	6	1:45.427	33.490	33.761	38.176	158.9	8	1:46.942	33.890	34.351	38.701	156.6	09:17:51.419	
	7	1:45.321	33.410	33.654	38.257	159.0	9	1:46.666	33.861	34.117	38.688	157.0	09:19:38.085	
	8	1:45.349	33.511	33.608	38.230	159.0	10	1:47.515	34.131	34.348	39.036	155.8	09:21:25.600	
	9	1:45.452	33.541	33.611	38.300	158.8								
88	Miki BLASCOS ESP							1	5:37.651	4:18.785	37.797	41.069	49.6	09:05:37.651
	Monlau Motorsport TATUUS T-421							2	1:53.757	36.770	35.299	41.688	147.3	09:07:31.408
	1	5:13.774	3:53.251	37.922	42.601	53.4	3	1:49.480	35.833	34.934	38.713	153.0	09:09:20.888	
	2	<u>1:58.584</u>	<u>37.517</u>	40.925	40.142	141.3	4	1:50.484	34.534	34.568	41.382	151.6	09:11:11.372	
	3	1:52.079	34.996	35.236	41.847	149.5	5	<u>1:46.551</u>	<u>33.991</u>	34.028	38.532	157.2	09:12:57.923	
	4	<u>1:49.191</u>	<u>34.186</u>	35.382	39.623	153.4	6	1:46.149	33.910	33.819	38.420	157.8	09:14:44.072	
	5	<u>1:47.516</u>	<u>34.184</u>	34.502	38.830	155.8	7	1:45.811	33.704	33.774	38.333	158.3	09:16:29.883	
	6	1:53.643	33.803	39.232	40.608	147.4	8	1:45.819	33.712	33.674	38.433	158.3	09:18:15.702	
	7	1:52.361	34.234	39.289	38.838	149.1	9	1:45.740	33.603	33.740	38.397	158.4	09:20:01.442	
	8	1:47.038	33.981	34.385	38.672	156.5								
	9	1:46.524	33.937	34.076	38.511	157.2								
94	Jorden MOODLEY ZAF							1	4:30.894	3:08.171	40.490	42.233	61.8	09:04:30.894
	G4 Racing TATUUS T-421							2	2:08.362	44.405	38.288	45.669	130.5	09:06:39.256
	1	5:24.052	4:03.709	38.556	41.787	51.7	3	2:01.308	44.891	36.349	40.068	138.1	09:08:40.564	
	2	1:51.156	36.090	35.612	39.454	150.7	4	<u>1:48.682</u>	<u>34.996</u>	34.815	38.871	154.1	09:10:29.246	
	3	<u>1:50.947</u>	<u>34.989</u>	35.033	40.925	151.0	5	1:49.783	35.282	35.676	38.825	152.6	09:12:19.029	
	4	1:48.227	34.589	34.679	38.959	154.8	6	1:47.322	34.274	34.212	38.836	156.1	09:14:06.351	
	5	1:47.162	34.031	34.404	38.727	156.3	7	<u>1:47.402</u>	<u>34.173</u>	34.275	38.954	156.0	09:15:53.753	
	6	1:46.777	33.873	34.312	38.592	156.9	8	1:50.867	37.794	34.174	38.899	151.1	09:17:44.620	
	7	1:46.531												



F4Spain
ROUND 2 - PORTIMAO
Qualifying 1

Flag Analysis

Flag	Time
 GREEN FLAG	09:00:00.000
 CHEQUERED FLAG	09:20:00.000



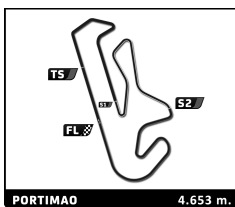
F4Spain

ROUND 2 - PORTIMAO

Qualifying 1

Track Limits Analysis

No	Driver	Team	T.L. Nr	Camera	Lap	Time
5	Daniel MOTA	TC Racing	1	Turn 1	3	09:07:20.452
5	Daniel MOTA	TC Racing	2	Turn 1	4	09:09:18.809
						Total Infractions: 2
8	Jacob MICALLEF	Campos Racing	1	Turn 1	5	09:11:21.994
8	Jacob MICALLEF	Campos Racing	2	Turn 5	7	09:15:20.129
						Total Infractions: 2
9	Jean Paul KARRAS	G4 Racing	1	Turn 1	6	09:12:37.138
9	Jean Paul KARRAS	G4 Racing	2	Turn 1	10	09:19:42.055
						Total Infractions: 2
10	Luna FLUXÁ	Campos Racing	1	Turn 1	9	09:16:35.074
10	Luna FLUXÁ	Campos Racing	2	Turn 1	11	09:20:06.285
						Total Infractions: 2
11	Rahim ALIBHAI	Monlau Motorsport	1	Turn 1	3	09:07:15.346
11	Rahim ALIBHAI	Monlau Motorsport	2	Turn 1	6	09:12:37.138
						Total Infractions: 2
12	Philippe Armand KARRAS	G4 Racing	1	Turn 1	9	09:17:55.854
						Total Infractions: 1
13	Rodrigo MARTÍNEZ	Tecnicar	1	Turn 4	4	09:06:39.426
13	Rodrigo MARTÍNEZ	Tecnicar	2	Turn 1	5	09:08:15.944
						Total Infractions: 2
17	Nacho TUÑÓN	T-Code by Amtog	1	Turn 1	5	09:11:48.251
17	Nacho TUÑÓN	T-Code by Amtog	2	Turn 1	7	09:15:20.000
17	Nacho TUÑÓN	T-Code by Amtog	3	Turn 1	9	09:18:51.073
						Total Infractions: 3
18	Zoe FLORESCU	Tecnicar	1	Turn 1	6	09:13:38.790
18	Zoe FLORESCU	Tecnicar	2	Turn 1	9	09:18:57.351
						Total Infractions: 2
21	Borys LYZEN	KCL Motorsport	1	Turn 1	6	09:14:10.397
						Total Infractions: 1
22	Vivek KANTHAN	Griffin Core	1	Turn 1	4	09:08:59.151
22	Vivek KANTHAN	Griffin Core	2	Turn 1	6	09:12:35.541
						Total Infractions: 2
24	Beau LOWETTE	TC Racing	1	Turn 1	6	09:13:50.478
						Total Infractions: 1
27	Yuzuki SATO	Monlau Motorsport	1	Turn 1	2	09:05:26.201
27	Yuzuki SATO	Monlau Motorsport	2	Turn 1	3	09:07:20.452
27	Yuzuki SATO	Monlau Motorsport	3	Turn 1	7	09:14:29.018
						Total Infractions: 3
28	Max RADECK	DXR	1	Turn 1	5	09:11:05.549
28	Max RADECK	DXR	2	Turn 1	9	09:18:10.196
28	Max RADECK	DXR	3	Turn 1	10	09:19:58.814
						Total Infractions: 3
32	Simón BULBARELLA	Drivex	1	Turn 1	3	09:07:22.661
32	Simón BULBARELLA	Drivex	2	Turn 1	9	09:18:04.331
						Total Infractions: 2
37	Ty FISHER	Griffin Core	1	Turn 1	5	09:11:19.995
37	Ty FISHER	Griffin Core	2	Turn 1	9	09:18:22.545



F4Spain ROUND 2 - PORTIMAO Qualifying 1

Track Limits Analysis

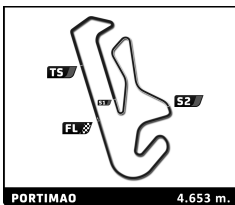
No	Driver	Team	T.L. Nr	Camera	Lap	Time	
							Total Infractions: <input type="text" value="2"/>
39	Louis COCHET	KCL Motorsport	1	Turn 1	3	09:08:52.679	
39	Louis COCHET	KCL Motorsport	2	Turn 1	4	09:10:40.923	
							Total Infractions: <input type="text" value="2"/>
44	Elliot KACZYNSKI	Drivex	1	Turn 1	3	09:07:22.661	
44	Elliot KACZYNSKI	Drivex	2	Turn 1	9	09:18:03.595	
							Total Infractions: <input type="text" value="2"/>
46	Nathan TYE	Drivex	1	Turn 1	8	09:16:16.245	
							Total Infractions: <input type="text" value="1"/>
73	Fausto ARNAUDO	Monlau Motorsport	1	Turn 1	7	09:14:59.277	
73	Fausto ARNAUDO	Monlau Motorsport	2	Turn 1	8	09:16:45.487	
73	Fausto ARNAUDO	Monlau Motorsport	3	Turn 5	8	09:17:12.739	
							Total Infractions: <input type="text" value="2"/>
74	Pablo RICCOBONO	GRS Team	1	Turn 1	8	09:16:48.984	
							Total Infractions: <input type="text" value="1"/>
78	Maria NETO	TC Racing	1	Turn 1	2	09:05:26.201	
78	Maria NETO	TC Racing	2	Turn 1	4	09:09:17.409	
78	Maria NETO	TC Racing	3	Turn 1	5	09:11:07.543	
							Total Infractions: <input type="text" value="3"/>
80	Sebastián FRIGOLET	DXR	1	Turn 1	3	09:07:27.733	
80	Sebastián FRIGOLET	DXR	2	Turn 1	9	09:18:14.409	
80	Sebastián FRIGOLET	DXR	3	Turn 1	10	09:20:01.082	
							Total Infractions: <input type="text" value="3"/>
83	Alfons MIETTINEN	GRS Team	1	Turn 1	3	09:07:15.346	
							Total Infractions: <input type="text" value="1"/>
88	Miki BLASCOS	Monlau Motorsport	1	Turn 1	5	09:11:24.126	
							Total Infractions: <input type="text" value="1"/>
94	Jorden MOODLEY	G4 Racing	1	Turn 1	4	09:08:52.679	
94	Jorden MOODLEY	G4 Racing	2	Turn 1	7	09:14:19.275	
94	Jorden MOODLEY	G4 Racing	3	Turn 1	10	09:19:44.330	
							Total Infractions: <input type="text" value="3"/>
96	Andre RODRIGUEZ	GRS Team	1	Turn 1	9	09:18:07.667	
96	Andre RODRIGUEZ	GRS Team	2	Turn 1	10	09:19:55.342	
							Total Infractions: <input type="text" value="2"/>

TOTAL TRACK LIMITS: 54

Published at:9:20.....

Track Limits Operator:
Daphne FERNÁNDEZ
OD-1537-ESP-CAT







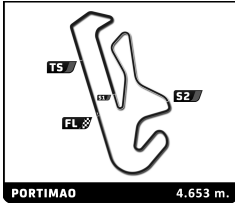
F4Spain
ROUND 2 - PORTIMÃO
Qualifying 1

Provisional Race Director Report

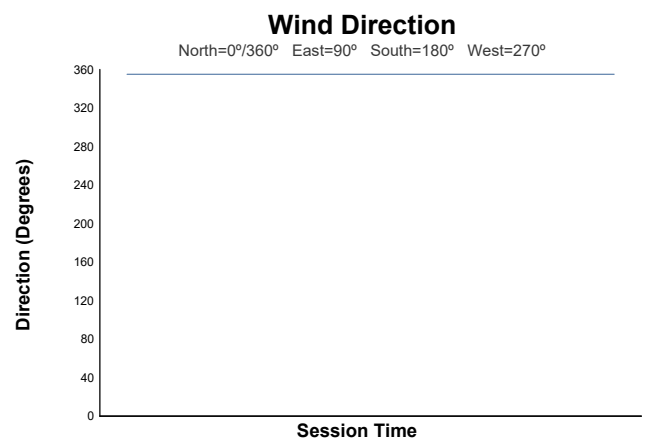
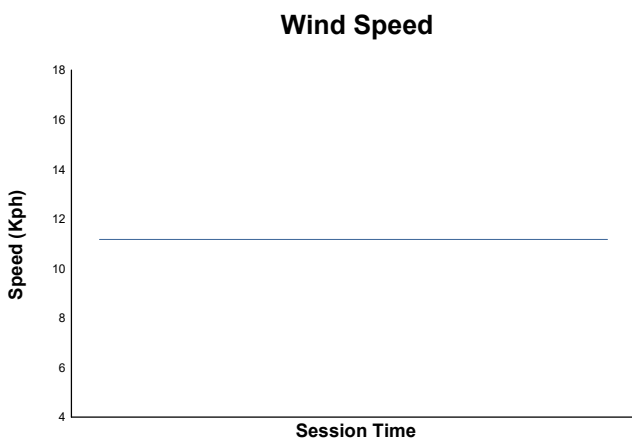
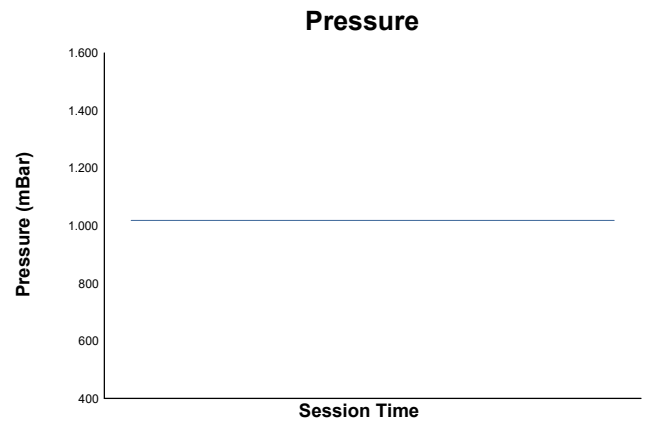
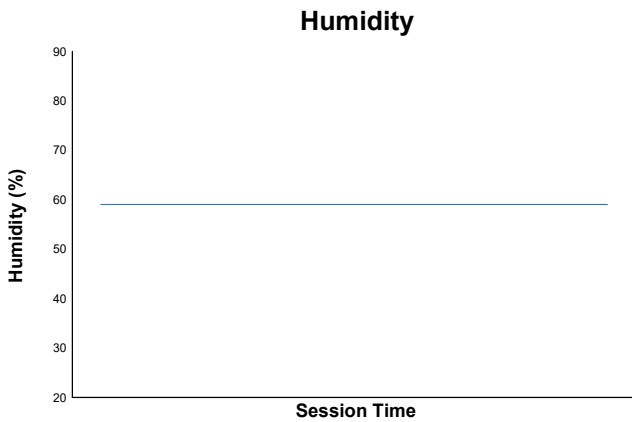
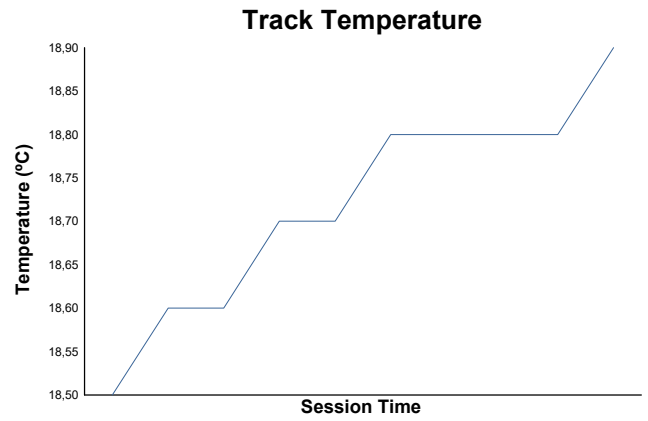
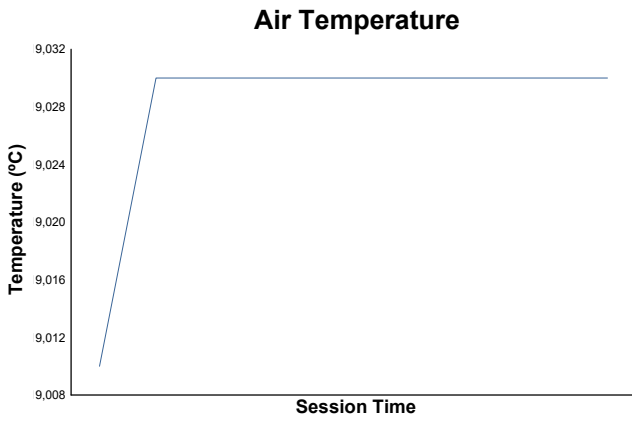
Hour	Flag	Message
08:52:12		RADIO CHECK
08:52:45		F4 Q1 - PIT LANE WILL BE OPEN AT 9:00
08:58:00		FAST LANE OPEN
09:00:01		PIT LANE OPEN
09:06:24		CARS #83 #5 PIT LANE INCIDENT NOTED - UNSAFE RELEASE
09:20:07		CHEQUERED FLAG
09:21:58		CARS & DRIVERS #8 #21 #81 #71 PROCEED TO THE SCRUTINEERING BAY IMMEDIATELY AFTER SESSION
09:22:34		DRIVERS #7 #8 #9 #10 #11 #71 PLEASE PROCEED TO SCRUTINEERING BAY AFTER SESSION

Published at: ..9:20.....

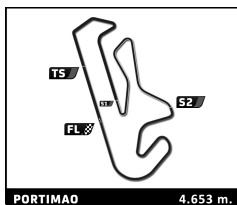
<p>Race Director: Luis GONZÁLEZ</p> 	<p>Timekeeper: Alberto ESTÉBANEZ</p> 
--	---



ROUND 2 - PORTIMAO
F4Spain
Qualifying 1
Weather Report



Track Status: **DRY**







F4Spain
ROUND 2 - PORTIMAO
Race 1 (30 Minutes +1 Lap)

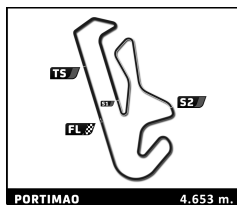
Final Starting Grid

1:47.642 Rodrigo MARTÍNEZ	Tecnicar	13	- 18 -	94	G4 Racing	Jorden MOODLEY	1:47.008
1:46.714 Sam URUS	DXR	71	- 17 -	83	GRS Team	Alfons MIETTINEN	1:46.666
1:46.531 Sebastián FRIGOLET	DXR	80	- 16 -	78	TC Racing	Maria NETO	1:46.524
1:46.416 Andre RODRIGUEZ	GRS Team	96	- 15 -	74	GRS Team	Pablo RICCOBONO	1:46.383
1:46.327 Daniel MOTA	TC Racing	5	- 14 -	73	Monlau Motorsport	Fausto ARNAUDO	1:46.317
1:46.198 Louis COCHET	KCL Motorsport	39	- 13 -	11	Monlau Motorsport	Rahim ALIBHAI	1:46.053
1:46.011 Beau LOWETTE	TC Racing	24	- 12 -	27	Monlau Motorsport	Yuzuki SATO	1:46.008
1:45.986 Felipe REIJS	MP Motorsport	7	- 11 -	9	G4 Racing	Jean Paul KARRAS	1:45.951
1:45.907 Jensen BURNETT	KCL Motorsport	15	- 10 -	18	Tecnicar	Zoe FLORESCU	1:45.815
1:45.740 Miki BLASCOS	Monlau Motorsport	88	- 9 -	12	G4 Racing	Philippe Armand KARRAS	1:45.737
1:45.733 Max RADECK	DXR	28	- 8 -	10	Campos Racing	Luna FLUXÁ	1:45.580
1:45.580 Simón BULBARELLA	Drivex	32	- 7 -	44	Drivex	Elliot KACZYNSKI	1:45.513
1:45.425 Aleix PIÑERA	Tecnicar	25	- 6 -	23	MP Motorsport	Rocco CORONEL	1:45.348
1:45.321 Andrej PETROVIC	T-Code by Amtog	77	- 5 -	17	T-Code by Amtog	Nacho TUÑÓN	1:45.312
1:45.286 Daniel KELLEHER	Campos Racing	38	- 4 -	22	Griffin Core	Vivek KANTHAN	1:45.272
1:45.239 Kasper SCHORMANS	MP Motorsport	40	- 3 -	46	Drivex	Nathan TYE	1:45.214
1:45.173 Ty FISHER	Griffin Core	37	- 2 -	81	Griffin Core	Noah MONTEIRO	1:45.110
1:45.079 Borys LYZEN	KCL Motorsport	21	- 1 -	8	Campos Racing	Jacob MICALLEF	1:45.073

Pole

Published at:10:20.....

 Mr. Dennis Dean Chair of the Stewards	 Mrs. Noelia Franco Steward	 Mr. Luis Pereira Steward	Timekeeper: Alberto ESTÉBANEZ 
---	--	--	--



F4Spain

ROUND 2 - PORTIMAO

Race 1 (30 Minutes + 1 Lap)

Final Classification





No	Driver	Nat	Team	Car	Cl.	Laps	Total Time	Gap	Kph	Best Lap		
										Lap	Time	Kph
1	21 Borys LYZEN	POL	KCL Motorsport	TATUUS T-421	R	17	53:59.654	-	87.9	2	1:46.076	157.9
2	46 Nathan TYE	GBR	Drivex	TATUUS T-421		17	54:00.158	+0.504	87.9	10	1:46.346	157.5
3	40 Kasper SCHORMANS	NLD	MP Motorsport	TATUUS T-421	R	17	54:01.383	+1.729	87.9	11	1:46.423	157.4
4	37 Ty FISHER	CAN	Griffin Core	TATUUS T-421	R	17	54:03.112	+3.458	87.8	14	1:46.554	157.2
5	17 Nacho TUÑÓN	ESP	T-Code by Amtog	TATUUS T-421		17	54:03.608	+3.954	87.8	14	1:46.204	157.7
6	25 Aleix PIÑERA	ESP	Tecnicar	TATUUS T-421	R	17	54:03.812	+4.158	87.8	14	1:46.769	156.9
7	22 Vivek KANTHAN	USA	Griffin Core	TATUUS T-421		17	54:03.996	+4.342	87.8	10	1:46.302	157.6
8	81 Noah MONTEIRO	PRT	Griffin Core	TATUUS T-421		17	54:04.030	+4.376	87.8	2	1:46.198	157.7
9	12 Philippe Armand KARRAS	GRC	G4 Racing	TATUUS T-421		17	54:04.143	+4.489	87.8	13	1:47.311	156.1
10	9 Jean Paul KARRAS	GRC	G4 Racing	TATUUS T-421		17	54:04.495	+4.841	87.8	11	1:47.410	156.0
11	15 Jensen BURNETT	CAN	KCL Motorsport	TATUUS T-421	R	17	54:04.554	+4.900	87.8	12	1:47.186	156.3
12	73 Fausto ARNAUDO	ARG	Monlau Motorsport	TATUUS T-421	R	17	54:04.841	+5.187	87.8	11	1:47.903	155.2
13	24 Beau LOWETTE	BEL	TC Racing	TATUUS T-421	R	17	54:04.887	+5.233	87.8	12	1:47.247	156.2
14	28 Max RADECK	PRT	DXR	TATUUS T-421	R	17	54:05.161	+5.507	87.8	12	1:47.330	156.1
15	38 Daniel KELLEHER	IRL	Campos Racing	TATUUS T-421	R	17	54:06.976	+7.322	87.7	13	1:46.042	158.0
16	74 Pablo RICCOBONO	ESP	GRS Team	TATUUS T-421		17	54:07.197	+7.543	87.7	12	1:47.565	155.7
17	11 Rahim ALIBHAI	USA	Monlau Motorsport	TATUUS T-421	R	17	54:07.685	+8.031	87.7	14	1:47.780	155.4
18	27 Yuzuki SATO	JPN	Monlau Motorsport	TATUUS T-421	R	17	54:07.777	+8.123	87.7	13	1:47.829	155.3
19	5 Daniel MOTA	ESP	TC Racing	TATUUS T-421		17	54:08.522	+8.868	87.7	11	1:48.331	154.6
20	32 Simón BULBARELLA	ARG	Drivex	TATUUS T-421	R	17	54:08.968	+9.314	87.6	14	1:47.043	156.5
21	80 Sebastián FRIGOLET	MEX	DXR	TATUUS T-421	R	17	54:10.144	+10.490	87.6	11	1:48.253	154.7
22	13 Rodrigo MARTÍNEZ	MEX	Tecnicar	TATUUS T-421	R	17	54:10.382	+10.728	87.6	11	1:48.286	154.7
23	18 Zoe FLORESCU	ROU	Tecnicar	TATUUS T-421	R	17	54:11.367	+11.713	87.6	14	1:47.679	155.6
24	7 Felipe REIJS	NLD	MP Motorsport	TATUUS T-421	R	17	54:11.580	+11.926	87.6	14	1:47.956	155.2
25	23 Rocco CORONEL	NLD	MP Motorsport	TATUUS T-421	R	17	54:12.809	+13.155	87.5	14	1:46.609	157.1
26	78 Maria NETO	PRT	TC Racing	TATUUS T-421		17	54:19.567	+19.913	87.4	11	1:47.623	155.6
27	8 Jacob MICALLEF	MLT	Campos Racing	TATUUS T-421	R	17	54:20.579	+20.925	87.3	2	1:46.509	157.3
28	44 Elliot KACZYNSKI	SWE	Drivex	TATUUS T-421	R	17	54:22.305	+22.651	87.3	9	1:47.726	155.5
29	71 Sam URUS	MCO	DXR	TATUUS T-421		17	54:31.070	+31.416	87.1	14	1:47.933	155.2
30	77 Andrej PETROVIC	SRB	T-Code by Amtog	TATUUS T-421		16	55:12.660		85.6	12	1:45.889	158.2
31	10 Luna FLUXÁ	ESP	Campos Racing	TATUUS T-421	R	16	54:11.072	1 Lap	82.4	13	1:47.286	156.1
32	39 Louis COCHET	NLD	KCL Motorsport	TATUUS T-421	R	14	47:45.302	3 Laps	81.8	12	1:47.505	155.8
33	96 Andre RODRIGUEZ	USA	GRS Team	TATUUS T-421		14	50:21.607	3 Laps	77.6	13	1:48.390	154.5
Not classified												
88	Miki BLASCOS	ESP	Monlau Motorsport	TATUUS T-421	R	5	30:01.617			2	1:48.127	154.9
94	Jorden MOODLEY	ZAF	G4 Racing	TATUUS T-421		1	1:58.723					
Not Started												
83	Alfons MIETTINEN	FIN	GRS Team	TATUUS T-421	R							

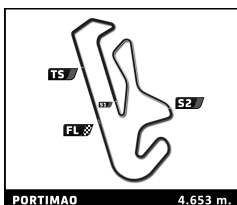
Pole Position:	Jacob MICALLEF	1:45.073	159.4 Kph
Fastest Lap:	Lap12 Andrej PETROVIC	1:45.889	158.2 Kph

CAR #7, #18 & #44 - TIME PENALTY OF 5 SECONDS - TRACK LIMITS
 CAR #10 - TIME PENALTY OF 5 + 10 SECONDS - TRACK LIMITS
 CAR #39 - DROP OF 5 GRID POSITIONS AT THE NEXT RACE DRIVER PARTICIPATES AFTER RACE 2 OF THIS EVENT - STEWARDS DECISION N°10
 CAR #44 - TIME PENALTY OF 10 SECONDS - STEWARDS DECISION N°11
 CAR #10 - DELETION OF A TRACK LIMIT VIOLATION (T4) & DELETION OF 10 SEC TIME PENALTY - STEWARDS DECISION N°12
 CAR #23 - TIME PENALTY OF 10 SECONDS - STEWARDS DECISION N°13
 CAR #8 - TIME PENALTY OF 10 SECONDS - STEWARDS DECISION N°14
 CAR #38 - TIME PENALTY OF SECONDS - STEWARDS DECISION N°16

Published at:16:05.....

Track Status: **DRY**

 Mr. Dennis Dean Chair of the Stewards	 Mrs. Noelia Franco Steward	 Mr. Luis Pereira Steward	Timekeeper: Alberto ESTÉBANEZ 
---	--	--	--



F4Spain

ROUND 2 - PORTIMAO

Race 1 (30 Minutes + 1 Lap)





Final Classification by Class

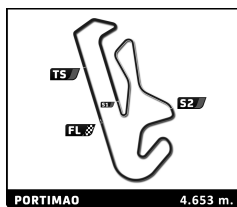
R	No	Driver	Nat	Team	Car	Laps	Total Time	Gap	Kph	Best Lap		
										Lap	Time	Kph
1	21	Borys LYZEN	POL	KCL Motorsport	TATUUS T-421	17	53:59.654		87.9	2	1:46.076	157.9
2	40	Kasper SCHORMANS	NLD	MP Motorsport	TATUUS T-421	17	54:01.383	+1.729	87.9	11	1:46.423	157.4
3	37	Ty FISHER	CAN	Griffin Core	TATUUS T-421	17	54:03.112	+3.458	87.8	14	1:46.554	157.2
4	25	Aleix PIÑERA	ESP	Tecnicar	TATUUS T-421	17	54:03.812	+4.158	87.8	14	1:46.769	156.9
5	15	Jensen BURNETT	CAN	KCL Motorsport	TATUUS T-421	17	54:04.554	+4.900	87.8	12	1:47.186	156.3
6	73	Fausto ARNAUDO	ARG	Monlau Motorsport	TATUUS T-421	17	54:04.841	+5.187	87.8	11	1:47.903	155.2
7	24	Beau LOWETTE	BEL	TC Racing	TATUUS T-421	17	54:04.887	+5.233	87.8	12	1:47.247	156.2
8	28	Max RADECK	PRT	DXR	TATUUS T-421	17	54:05.161	+5.507	87.8	12	1:47.330	156.1
9	38	Daniel KELLEHER	IRL	Campos Racing	TATUUS T-421	17	54:06.976	+7.322	87.7	13	1:46.042	158.0
10	11	Rahim ALIBHAI	USA	Monlau Motorsport	TATUUS T-421	17	54:07.685	+8.031	87.7	14	1:47.780	155.4
11	27	Yuzuki SATO	JPN	Monlau Motorsport	TATUUS T-421	17	54:07.777	+8.123	87.7	13	1:47.829	155.3
12	5	Daniel MOTA	ESP	TC Racing	TATUUS T-421	17	54:08.522	+8.868	87.7	11	1:48.331	154.6
13	32	Simón BULBARELLA	ARG	Drivex	TATUUS T-421	17	54:08.968	+9.314	87.6	14	1:47.043	156.5
14	80	Sebastián FRIGOLET	MEX	DXR	TATUUS T-421	17	54:10.144	+10.490	87.6	11	1:48.253	154.7
15	13	Rodrigo MARTÍNEZ	MEX	Tecnicar	TATUUS T-421	17	54:10.382	+10.728	87.6	11	1:48.286	154.7
16	18	Zoe FLORESCU	ROU	Tecnicar	TATUUS T-421	17	54:11.367	+11.713	87.6	14	1:47.679	155.6
17	7	Felipe REIJS	NLD	MP Motorsport	TATUUS T-421	17	54:11.580	+11.926	87.6	14	1:47.956	155.2
18	23	Rocco CORONEL	NLD	MP Motorsport	TATUUS T-421	17	54:12.809	+13.155	87.5	14	1:46.609	157.1
19	78	Maria NETO	PRT	TC Racing	TATUUS T-421	17	54:19.567	+19.913	87.4	11	1:47.623	155.6
20	8	Jacob MICALLEF	MLT	Campos Racing	TATUUS T-421	17	54:20.579	+20.925	87.3	2	1:46.509	157.3
21	44	Elliot KACZYNSKI	SWE	Drivex	TATUUS T-421	17	54:22.305	+22.651	87.3	9	1:47.726	155.5
22	10	Luna FLUXÁ	ESP	Campos Racing	TATUUS T-421	16	54:11.072	1 Lap	82.4	13	1:47.286	156.1
23	39	Louis COCHET	NLD	KCL Motorsport	TATUUS T-421	14	47:45.302	3 Laps	81.8	12	1:47.505	155.8
Not classified												
	88	Miki BLASCOS	ESP	Monlau Motorsport	TATUUS T-421	5	30:01.617	12 Laps		2	1:48.127	154.9
Not Started												
	83	Alfons MIETTINEN	FIN	GRS Team	TATUUS T-421					17 Laps		

CAR #7, #18 & #44 - TIME PENALTY OF 5 SECONDS - TRACK LIMITS
 CAR #10 - TIME PENALTY OF 5 + 10 SECONDS - TRACK LIMITS
 CAR #39 - DROP OF 5 GRID POSITIONS AT THE NEXT RACE DRIVER PARTICIPATES AFTER RACE 2 OF THIS EVENT - STEWARDS DECISION N°10
 CAR #44 - TIME PENALTY OF 10 SECONDS - STEWARDS DECISION N°11
 CAR #10 - DELETION OF A TRACK LIMIT VIOLATION (T4) & DELETION OF 10 SEC TIME PENALTY - STEWARDS DECISION N°12
 CAR #23 - TIME PENALTY OF 10 SECONDS - STEWARDS DECISION N°13
 CAR #8 - TIME PENALTY OF 10 SECONDS - STEWARDS DECISION N°14
 CAR #38 - TIME PENALTY OF SECONDS - STEWARDS DECISION N°16

Published at:16:05.....

Track Status: **DRY**

 Mr. Dennis Dean Chair of the Stewards	 Mrs. Noelia Franco Steward	 Mr. Luis Pereira Steward	Timekeeper: Alberto ESTÉBANEZ 
---	--	--	--



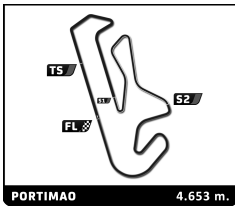
F4Spain

ROUND 2 - PORTIMAO

Race 1

Best Sector Times

Sector 1			Sector 2			Sector 3			Ideal Lap	Best Lap
Pos	No Driver	Time	No Driver	Time	No Driver	Time	Pos	No Driver		
1	77 A.PETROVIC	33.538	32 S.BULBARELLA	31.259	21 B.LYZEN	38.317	1	32 S.BULBARELLA	1:44.154	1:47.043 (13)
2	17 N.TUÑÓN	33.540	81 N.MONTEIRO	33.825	40 K.SCHORMANS	38.374	2	77 A.PETROVIC	1:45.889	1:45.889 (1)
3	22 V.KANTHAN	33.645	38 D.KELLEHER	33.834	77 A.PETROVIC	38.431	3	17 N.TUÑÓN	1:46.002	1:46.204 (5)
4	37 T.FISHER	33.694	23 R.CORONEL	33.907	81 N.MONTEIRO	38.470	4	38 D.KELLEHER	1:46.042	1:46.042 (2)
5	38 D.KELLEHER	33.726	21 B.LYZEN	33.918	23 R.CORONEL	38.473	5	21 B.LYZEN	1:46.043	1:46.076 (3)
6	46 N.TYE	33.742	77 A.PETROVIC	33.920	17 N.TUÑÓN	38.478	6	22 V.KANTHAN	1:46.074	1:46.302 (6)
7	81 N.MONTEIRO	33.780	22 V.KANTHAN	33.940	38 D.KELLEHER	38.482	7	81 N.MONTEIRO	1:46.075	1:46.198 (4)
8	21 B.LYZEN	33.808	17 N.TUÑÓN	33.984	46 N.TYE	38.487	8	40 K.SCHORMANS	1:46.200	1:46.423 (8)
9	40 K.SCHORMANS	33.812	37 T.FISHER	34.011	22 V.KANTHAN	38.489	9	23 R.CORONEL	1:46.230	1:46.609 (11)
10	8 J.MICALLEF	33.833	40 K.SCHORMANS	34.014	37 T.FISHER	38.570	10	46 N.TYE	1:46.274	1:46.346 (7)
11	23 R.CORONEL	33.850	8 J.MICALLEF	34.030	25 A.PIÑERA	38.581	11	37 T.FISHER	1:46.275	1:46.554 (10)
12	10 L.FLUXÁ	33.882	46 N.TYE	34.045	8 J.MICALLEF	38.597	12	8 J.MICALLEF	1:46.460	1:46.509 (9)
13	80 S.FRIGOLET	33.919	18 Z.FLORESCU	34.101	44 E.KACZYNSKI	38.604	13	25 A.PIÑERA	1:46.678	1:46.769 (12)
14	74 P.RICCOBONO	33.944	44 E.KACZYNSKI	34.107	32 S.BULBARELLA	38.765	14	44 E.KACZYNSKI	1:46.881	1:47.726 (24)
15	25 A.PIÑERA	33.960	10 L.FLUXÁ	34.118	15 J.BURNETT	38.801	15	10 L.FLUXÁ	1:46.931	1:47.286 (16)
16	28 M.RADECK	33.962	25 A.PIÑERA	34.137	12 P.KARRAS	38.824	16	12 P.KARRAS	1:47.010	1:47.311 (17)
17	12 P.KARRAS	33.974	24 B.LOWETTE	34.175	39 L.COCHET	38.844	17	15 J.BURNETT	1:47.072	1:47.186 (14)
18	15 J.BURNETT	33.985	12 P.KARRAS	34.212	27 Y.SATO	38.845	18	28 M.RADECK	1:47.153	1:47.330 (18)
19	39 L.COCHET	34.029	11 R.ALIBHAI	34.225	28 M.RADECK	38.868	19	24 B.LOWETTE	1:47.210	1:47.247 (15)
20	73 F.ARNAUDO	34.076	9 J.KARRAS	34.244	24 B.LOWETTE	38.882	20	74 P.RICCOBONO	1:47.248	1:47.565 (21)
21	11 R.ALIBHAI	34.077	73 F.ARNAUDO	34.258	80 S.FRIGOLET	38.889	21	73 F.ARNAUDO	1:47.252	1:47.903 (27)
22	71 S.URUS	34.128	74 P.RICCOBONO	34.266	18 Z.FLORESCU	38.900	22	39 L.COCHET	1:47.268	1:47.505 (20)
23	32 S.BULBARELLA	34.130	15 J.BURNETT	34.286	73 F.ARNAUDO	38.918	23	18 Z.FLORESCU	1:47.293	1:47.679 (23)
24	78 M.NETO	34.140	27 Y.SATO	34.307	10 L.FLUXÁ	38.931	24	27 Y.SATO	1:47.297	1:47.829 (26)
25	96 A.RODRIGUEZ	34.145	28 M.RADECK	34.323	9 J.KARRAS	38.952	25	9 J.KARRAS	1:47.377	1:47.410 (19)
26	27 Y.SATO	34.145	71 S.URUS	34.329	78 M.NETO	38.959	26	78 M.NETO	1:47.460	1:47.623 (22)
27	24 B.LOWETTE	34.153	88 M.BLASCOS	34.330	7 F.REIJS	39.001	27	11 R.ALIBHAI	1:47.477	1:47.780 (25)
28	44 E.KACZYNSKI	34.170	5 D.MOTA	34.333	5 D.MOTA	39.034	28	80 S.FRIGOLET	1:47.509	1:48.253 (31)
29	9 J.KARRAS	34.181	78 M.NETO	34.361	74 P.RICCOBONO	39.038	29	71 S.URUS	1:47.564	1:47.933 (28)
30	7 F.REIJS	34.196	39 L.COCHET	34.395	13 R.MARTÍNEZ	39.046	30	5 D.MOTA	1:47.718	1:48.331 (33)
31	18 Z.FLORESCU	34.292	7 F.REIJS	34.546	71 S.URUS	39.107	31	7 F.REIJS	1:47.743	1:47.956 (29)
32	5 D.MOTA	34.351	13 R.MARTÍNEZ	34.547	96 A.RODRIGUEZ	39.159	32	96 A.RODRIGUEZ	1:48.074	1:48.390 (34)
33	13 R.MARTÍNEZ	34.557	80 S.FRIGOLET	34.701	11 R.ALIBHAI	39.175	33	88 M.BLASCOS	1:48.127	1:48.127 (30)
34	88 M.BLASCOS	34.585	96 A.RODRIGUEZ	34.770	88 M.BLASCOS	39.212	34	13 R.MARTÍNEZ	1:48.150	1:48.286 (32)
35	94 J.MOODLEY	35.377	94 J.MOODLEY	34.922	94 J.MOODLEY	40.202	35	94 J.MOODLEY	1:50.501	



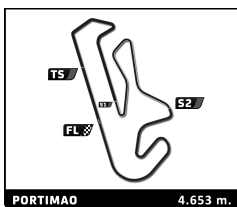
F4Spain

ROUND 2 - PORTIMAO

Race 1

Best Top Speed


No Driver	Team	Class	Top 1		Top 2		Top 3		Top 4		Top 5		
			Kph	Lap	Kph	Lap	Kph	Lap	Kph	Lap	Kph	Lap	Avg
5 Daniel MOTA	TC Racing	R	243.8	12	242.2	17	241.6	2	241.1	14	239.5	11	241,6
8 Jacob MICALLEF	Campos Racing	R	243.8	17	242.2	14	241.6	12	238.9	15	238.9	9	241,1
18 Zoe FLORESCU	Tecnicar	R	243.8	10	238.9	9	238.9	3	238.4	15	237.4	13	239,5
24 Beau LOWETTE	TC Racing	R	243.2	6	242.7	2	242.2	9	240.5	17	240.0	10	241,7
25 Aleix PIÑERA	Tecnicar	R	243.2	9	240.5	10	238.4	17	237.9	6	237.9	2	239,6
78 Maria NETO	TC Racing	R	243.2	2	242.2	6	239.5	9	234.3	3	233.3	17	238,5
10 Luna FLUXÁ	Campos Racing	R	242.7	16	241.1	14	240.0	12	240.0	10	237.4	11	240,2
13 Rodrigo MARTÍNEZ	Tecnicar	R	242.7	2	237.9	11	234.8	12	233.8	13	233.8	9	236,6
27 Yuzuki SATO	Monlau Motorsport	R	242.7	2	238.9	14	238.4	17	237.9	13	237.9	12	239,2
11 Rahim ALIBHAI	Monlau Motorsport	R	242.2	6	241.1	10	240.5	2	240.0	17	240.0	3	240,8
39 Louis COCHET	KCL Motorsport	R	242.2	10	240.0	9	239.5	2	237.4	6	234.8	11	238,8
96 Andre RODRIGUEZ	GRS Team		242.2	8	241.1	2	239.5	12	239.5	11	237.9	9	240,0
9 Jean Paul KARRAS	G4 Racing		241.6	17	237.9	9	237.4	6	236.3	11	236.3	10	237,9
12 Philippe Armand KARRAS	G4 Racing		241.6	9	241.1	10	238.4	17	237.9	6	235.3	2	238,9
71 Sam URUS	DXR		241.6	6	241.6	2	240.0	11	240.0	10	238.9	14	240,4
81 Noah MONTEIRO	Griffin Core		241.6	17	237.9	15	234.8	3	233.3	12	233.3	11	236,2
22 Vivek KANTHAN	Griffin Core		241.1	2	237.9	3	236.8	11	236.3	13	236.3	12	237,7
32 Simón BULBARELLA	Drivex	R	241.1	17	238.4	10	235.3	9	233.8	2	233.3	12	236,4
80 Sebastián FRIGOLET	DXR	R	241.1	17	240.0	11	240.0	9	240.0	6	238.9	15	240,0
28 Max RADECK	DXR	R	240.5	15	240.0	10	239.5	14	239.5	12	237.9	11	239,5
73 Fausto ARNAUDO	Monlau Motorsport	R	240.5	6	240.0	10	240.0	9	239.5	2	237.9	17	239,6
74 Pablo RICCOBONO	GRS Team		240.5	11	238.9	14	238.9	9	237.9	17	236.8	10	238,6
37 Ty FISHER	Griffin Core	R	240.0	11	238.4	17	238.4	2	237.9	15	237.9	10	238,5
7 Felipe REIJS	MP Motorsport	R	239.5	9	239.5	2	238.9	14	238.4	10	237.9	12	238,8
88 Miki BLASCOS	Monlau Motorsport	R	239.5	3	236.3	2	184.9	4					220,2
17 Nacho TUÑÓN	T-Code by Amtog		238.9	10	237.9	12	236.8	9	236.8	3	236.3	15	237,3
44 Elliot KACZYNSKI	Drivex	R	238.9	15	238.4	17	238.4	13	238.4	9	237.9	14	238,4
77 Andrej PETROVIC	T-Code by Amtog		238.9	6	238.4	3	238.4	2	236.3	13	236.3	9	237,7
15 Jensen BURNETT	KCL Motorsport	R	237.9	13	237.9	9	237.9	2	237.4	17	236.8	15	237,6
40 Kasper SCHORMANS	MP Motorsport	R	237.9	9	237.4	3	235.8	10	235.8	2	235.3	13	236,4
23 Rocco CORONEL	MP Motorsport	R	237.4	9	236.8	3	236.3	17	236.3	13	235.3	12	236,4
38 Daniel KELLEHER	Campos Racing	R	237.4	14	237.4	9	236.8	10	235.3	15	234.8	17	236,3
46 Nathan TYE	Drivex		235.3	15	234.8	14	234.8	12	234.8	11	234.8	10	234,9
21 Borys LYZEN	KCL Motorsport	R	232.3	14	231.8	2	231.3	13	231.3	12	231.3	11	231,6
83 Alfons MIETTINEN	GRS Team	R											
94 Jordan MOODLEY	G4 Racing												



F4Spain
ROUND 2 - PORTIMAO
Race 1

Lap Chart


No	Pos	Grid	Lap																
			1	2	3	4	5	6	7	8	9	10	11	12	13	14	15	16	17
8	1	8	21	21	21	21	21	21	21	21	21	21	21	21	21	21	21	21	21
21	2	21	81	81	81	81	81	81	81	81	46	46	46	46	46	46	46	46	46
81	3	81	46	46	46	46	46	46	46	46	40	40	40	40	40	40	40	40	40
37	4	37	8	8	8	8	8	40	40	40	22	22	22	17	17	17	17	17	17
46	5	46	40	40	40	40	40	22	22	22	17	17	17	22	22	77	77	77	23
40	6	40	37	22	22	22	22	23	23	23	81	77	77	77	77	22	22	22	37
22	7	22	22	37	37	37	37	17	17	17	77	81	81	81	81	81	81	81	17
38	8	38	23	23	23	23	23	77	77	77	23	23	38	38	38	38	38	38	25
17	9	17	17	17	17	17	17	37	37	37	38	38	23	23	23	23	23	23	22
77	10	77	38	38	38	38	38	12	12	12	37	25	37	37	37	37	37	37	81
23	11	23	77	44	44	44	44	38	38	38	25	37	25	25	25	25	25	25	12
25	12	25	44	77	77	77	77	25	25	25	12	12	12	12	12	12	12	12	9
44	13	44	25	25	25	25	25	15	15	15	9	9	9	9	9	9	9	9	15
32	14	32	10	12	88	88	88	9	9	9	15	15	15	15	73	15	15	15	73
10	15	10	12	88	12	12	12	32	32	32	73	73	73	73	15	73	73	73	24
28	16	28	32	15	15	15	15	73	73	73	32	39	39	39	39	39	28	28	28
12	17	12	88	32	32	32	32	39	39	39	18	18	18	18	18	18	18	18	18
88	18	88	15	9	9	9	9	18	18	18	18	7	7	7	18	18	7	7	7
18	19	18	18	39	39	39	39	71	71	71	28	28	28	18	7	7	24	24	74
15	20	15	28	73	73	73	73	28	28	28	7	71	74	74	74	24	74	74	44
9	21	9	9	28	28	28	28	7	7	7	71	74	71	24	24	74	71	71	11
7	22	7	39	18	18	18	18	74	74	74	74	11	24	71	71	71	11	11	27
27	23	27	73	7	7	7	7	78	78	78	11	24	11	11	11	11	27	27	5
24	24	24	7	27	27	27	11	11	11	11	24	5	5	5	27	27	44	44	32
11	25	11	24	11	11	11	71	24	24	24	5	27	27	27	8	44	8	8	80
39	26	39	27	71	71	71	78	5	5	5	27	8	8	8	44	8	5	5	13
73	27	73	11	5	24	24	5	27	27	27	80	44	44	44	5	5	80	80	8
5	28	5	78	78	74	74	24	80	80	80	8	80	80	80	80	80	13	13	78
74	29	74	96	24	80	80	74	13	13	13	44	13	13	13	13	13	32	32	71
96	30	96	71	74	78	78	80	8	8	8	13	32	32	32	32	32	78	78	
78	31	78	80	96	13	13	27	44	44	44	78	78	78	78	78	78	10	10	
80	32	80	94	80	5	5	13	96	96	96	10	10	10	10	10	10			
83	33	83	5	13	96	96	96	10	10	10	10	96	96	96	96	96			
71	34	71	13	10	10	10	10												
94	35	94	74																
13	36	13																	



F4Spain
ROUND 2 - PORTIMAO
Race 1

Fastest Lap Sequence

Elapsed	No	Driver	Team	Car	Class	Time	Kph	Lap
3:34.094	21	Borys LYZEN	KCL Motorsport	TATUUS T-421	R	1:46.076	157.9	2
44:00.529	77	Andrej PETROVIC	T-Code by Amtog	TATUUS T-421		1:45.889	158.2	12




F4Spain ROUND 2 - PORTIMAO Race 1

Analysis by lap

Lapped

No	Lap Time	Gap	No	Lap Time	Gap	No	Lap Time	Gap	No	Lap Time	Gap	No	Lap Time	Gap	
Lap 1															
21	1:48.018	0.000	39	1:50.130	12.164	8	3:06.493	5.228	78	20:19.703	5.755	38	2:22.702	6.433	
81	1:48.624	0.606	73	1:50.427	12.811	40	3:07.341	6.616	5	20:14.377	6.298	25	2:22.897	6.920	
46	1:49.350	1.332	28	1:51.222	12.868	22	3:08.570	8.891	24	20:26.399	6.474	15	2:22.999	7.676	
8	1:50.019	2.001	18	1:51.454	13.093	37	3:10.155	11.082	74	20:24.172	6.856	9	2:22.868	8.540	
40	1:50.749	2.731	7	1:51.314	13.786	23	3:10.323	12.124	80	20:21.971	7.008	32	2:22.881	9.262	
37	1:51.187	3.169	27	1:51.250	14.137	17	3:11.096	13.520	27	20:34.988	7.550	73	2:23.028	9.736	
22	1:51.331	3.313	11	1:51.119	14.333	38	3:12.375	15.649	96	23:40.146	1 Lap	39	2:23.284	10.273	
23	1:51.768	3.750	71	1:51.092	15.251	44	3:12.633	16.859	13	20:20.851	9.301	18	2:23.530	11.067	
17	1:52.034	4.016	5	1:52.621	17.490	77	3:13.517	18.495	10	20:15.921	1 Lap	71	2:23.894	11.897	
38	1:52.868	4.850	78	1:54.094	17.556	25	3:14.065	19.493				28	2:23.984	13.149	
77	1:53.091	5.073	24	1:55.226	17.903	88	3:15.473	21.621	Lap 6						
44	1:53.326	5.308	74	1:50.970	19.746	12	3:16.729	23.669	21	1:47.361		7	2:23.923	14.122	
25	1:53.626	5.608	96	1:55.901	19.788	15	3:17.562	24.938	81	1:47.639	0.734	74	2:24.187	14.864	
10	1:54.167	6.149	80	1:55.405	19.832	32	3:17.982	26.415	46	1:47.955	1.356	78	2:23.821	15.442	
12	1:54.681	6.663	13	1:55.050	20.108	9	3:20.305	29.961	40	1:48.075	1.813	11	2:23.487	15.703	
32	1:54.756	6.738	10	2:26.656	46.729	39	3:20.767	30.783	22	1:47.998	2.173	24	2:23.974	16.509	
88	1:55.074	7.056	Lap 3						23	1:48.225	2.550	5	2:23.956	17.453	
15	1:55.354	7.336	21	2:08.896		28	3:25.301	37.381	17	1:48.792	3.517	96	2:23.702	1 Lap	
18	1:55.733	7.715	81	2:08.803	0.635	18	3:26.360	39.162	77	1:49.152	4.266	27	2:24.764	19.614	
28	1:55.740	7.722	46	2:08.489	1.228	7	3:29.063	43.382	37	1:50.514	4.740	10	2:24.731	1 Lap	
9	1:55.832	7.814	8	2:08.149	1.687	27	3:30.399	45.288	12	1:50.553	6.425	80	2:25.079	21.697	
39	1:56.128	8.110	40	2:07.940	2.227	11	3:31.765	48.139	38	1:52.170	7.034	13	2:24.777	22.378	
73	1:56.478	8.460	22	2:08.443	3.273	71	3:32.334	49.325	25	1:52.027	7.326	8	2:37.604	51.185	
7	1:56.566	8.548	37	2:08.478	3.879	24	3:32.336	52.801	15	1:51.657	7.980	44	2:42.730	59.149	
24	1:56.771	8.753	23	2:08.918	4.753	74	3:32.922	55.410	9	1:52.353	8.975	Lap 8			
27	1:56.981	8.963	17	2:08.903	5.376	80	3:28.374	57.763	32	1:53.289	9.684	21	2:41.851		
11	1:57.308	9.290	38	2:08.955	6.226	78	3:27.307	58.778	73	1:53.165	10.011	81	2:41.769	0.483	
78	1:57.556	9.538	44	2:09.431	7.178	13	3:26.123	1:01.176	39	1:53.595	10.292	46	2:41.394	0.540	
96	1:57.981	9.963	77	2:09.751	7.930	5	3:25.989	1:04.647	18	1:53.325	10.840	40	2:41.181	0.694	
71	1:58.253	10.235	25	2:09.494	8.380	10	5:31.300	1 Lap	71	1:53.177	11.306	22	2:41.027	1.081	
80	1:58.521	10.503	88	2:08.889	9.100	Lap 5						23	2:40.829	1.357	
94	1:58.723	10.705	12	2:09.905	9.892	21	21:12.726		7	1:55.928	13.502	17	2:40.663	1.756	
5	1:58.963	10.945	15	2:08.220	10.328	81	21:10.621	0.456	74	1:54.485	13.980	77	2:39.898	1.883	
13	1:59.152	11.134	32	2:09.004	11.385	46	21:09.474	0.762	78	1:56.530	14.924	37	2:39.956	2.511	
74	2:02.870	14.852	9	2:09.442	12.608	8	21:08.565	1.067	11	1:57.659	15.519	12	2:38.908	2.785	
Lap 2															
21	1:46.076		39	2:09.700	12.968	40	21:07.209	1.099	24	1:56.725	15.838	38	2:38.353	2.935	
81	1:46.198	0.728	73	2:09.764	13.679	22	21:05.371	1.536	5	1:57.863	16.800	25	2:38.070	3.139	
46	1:46.379	1.635	28	2:11.060	15.032	22	21:05.371	1.536	96	1:56.857	1 Lap	15	2:37.654	3.479	
8	1:46.509	2.434	18	2:11.557	15.754	37	21:03.231	1.587	27	1:57.964	18.153	9	2:37.336	4.025	
40	1:46.528	3.183	7	2:12.381	17.271	23	21:02.288	1.686	10	1:57.372	1 Lap	32	2:36.702	4.113	
22	1:46.489	3.726	27	2:12.600	17.841	17	21:01.292	2.086	80	2:00.274	19.921	73	2:36.538	4.423	
37	1:47.204	4.297	11	2:13.889	19.326	38	20:59.302	2.225	13	1:58.964	20.904	39	2:36.382	4.804	
23	1:47.057	4.731	71	2:13.588	19.943	44	20:58.164	2.297	8	2:23.178	36.884	18	2:36.049	5.265	
17	1:47.429	5.369	24	2:14.410	23.417	77	20:56.706	2.475	44	2:24.786	39.722	71	2:35.596	5.642	
38	1:47.393	6.167	74	2:14.590	25.440	25	20:55.893	2.660				28	2:34.475	5.773	
44	1:47.411	6.643	80	2:21.405	32.341	88	20:54.054	2.949	Lap 7						
77	1:48.078	7.075	78	2:25.763	34.423	12	20:52.290	3.233	21	2:23.303		7	2:33.792	6.063	
25	1:48.250	7.782	13	2:26.793	38.005	15	20:51.472	3.684	81	2:23.134	0.565	74	2:33.316	6.329	
12	1:48.296	8.883	5	2:33.016	41.610	32	20:50.067	3.756	46	2:22.944	0.997	78	2:33.011	6.602	
88	1:48.127	9.107	96	2:32.816	43.708	9	20:46.748	3.983	40	2:22.854	1.364	11	2:33.285	7.137	
15	1:49.744	11.004	Lap 4						22	2:23.035	1.905	24	2:32.671	7.329	
32	1:50.615	11.277	21	3:02.952		39	20:46.001	4.058	23	2:23.132	2.379	5	2:32.646	8.248	
9	1:50.324	12.062	81	3:04.878	2.561	73	20:42.500	4.207	17	2:22.730	2.944	96	2:32.270	1 Lap	
Lap 5															
			28	20:40.125	4.780	28	20:40.125	4.780	77	2:22.873	3.836	27	2:31.081	8.844	
			18	20:38.440	4.876	18	20:38.440	4.876	37	2:22.969	4.406	10	2:30.369	1 Lap	
			7	20:34.279	4.935	7	20:34.279	4.935	12	2:22.606	5.728	80	2:29.724	9.570	
			11	20:29.808	5.221	11	20:29.808	5.221				13	2:30.213	10.740	
			71	20:28.891	5.490	71	20:28.891	5.490				8	2:01.612	10.946	



F4Spain

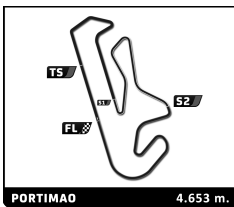
ROUND 2 - PORTIMAO

Race 1

Analysis by lap

Lapped

No	Lap Time	Gap	No	Lap Time	Gap	No	Lap Time	Gap	No	Lap Time	Gap	No	Lap Time	Gap	
44	1:53.741	11.039	28	1:49.161	10.085	22	1:47.255	3.127	44	1:47.825	18.610	9	1:48.920	15.236	
Lap 9															
21	1:46.754		71	1:48.846	10.496	77	1:45.889	3.588	5	1:49.108	18.924	15	1:49.242	15.757	
46	1:46.809	0.595	74	1:48.473	10.795	81	1:46.277	5.372	96	1:48.719	1 Lap	73	1:49.369	16.141	
40	1:47.519	1.459	11	1:48.699	11.280	38	1:46.325	6.671	80	1:49.134	20.822	28	1:49.761	17.008	
22	1:47.817	2.144	24	1:48.698	11.361	23	1:46.491	7.154	13	1:48.495	22.772	18	1:50.485	18.219	
17	1:47.602	2.604	5	1:48.317	11.740	37	1:46.567	7.547	32	1:47.306	1:06.478	7	1:51.221	19.523	
81	1:49.591	3.320	96	1:48.649	1 Lap	25	1:46.936	8.412	78	1:47.728	1:23.558	24	1:51.308	20.233	
77	1:48.362	3.491	27	1:48.625	13.173	12	1:47.316	9.480	Lap 14						
23	1:49.710	4.313	10	1:48.551	1 Lap	9	1:47.434	10.285	21	1:46.468		74	1:51.840	21.136	
38	1:48.414	4.595	8	1:48.687	13.879	15	1:47.186	10.462	46	1:46.405	0.464	10	1:53.913	1 Lap	
37	1:48.934	4.691	44	1:48.244	13.912	73	1:47.135	10.980	40	1:46.424	1.661	71	1:53.284	23.681	
25	1:48.552	4.937	80	1:49.477	14.330	39	1:47.505	11.960	17	1:46.204	2.143	11	1:53.334	24.290	
12	1:49.118	5.149	13	1:48.836	16.532	28	1:47.330	12.555	77	1:47.569	4.925	27	1:53.060	24.785	
9	1:48.456	5.727	32	2:00.869	21.127	7	1:48.452	13.335	22	1:47.950	5.239	44	1:53.250	25.370	
15	1:49.498	6.223	78	2:42.145	1:19.835	18	1:48.952	13.514	81	1:46.863	5.402	8	1:53.445	25.912	
73	1:48.831	6.500	Lap 11						38	1:46.400	5.941	5	1:54.018	27.178	
32	1:49.242	6.601	21	1:46.262		74	1:47.565	14.123	23	1:46.609	7.258	80	1:53.201	27.679	
39	1:48.646	6.696	46	1:46.438	0.774	24	1:47.247	14.258	37	1:46.554	7.809	13	1:52.827	29.685	
18	1:48.395	6.906	40	1:46.423	1.801	71	1:48.782	15.671	25	1:46.769	8.811	96	2:29.215	1 Lap	
28	1:48.248	7.267	22	1:46.430	2.271	10	1:47.739	1 Lap	12	1:47.338	10.957	32	1:49.866	1:08.786	
7	1:48.380	7.689	17	1:46.242	2.586	11	1:49.176	16.413	9	1:48.581	14.449	78	1:47.661	1:24.632	
71	1:49.105	7.993	77	1:46.262	4.098	5	1:49.110	16.520	15	1:47.970	14.648	Lap 16			
74	1:49.090	8.665	81	1:47.415	5.494	27	1:48.022	16.883	73	1:48.718	14.905	21	2:53.486		
11	1:48.541	8.924	38	1:47.780	6.745	8	1:48.046	17.348	39	1:48.433	15.189	46	2:53.149	0.265	
24	1:48.431	9.006	23	1:48.655	7.062	44	1:47.906	17.489	28	1:48.419	15.380	40	2:52.662	0.537	
5	1:48.272	9.766	37	1:46.785	7.379	96	1:48.791	1 Lap	18	1:47.679	15.867	17	2:52.449	0.846	
96	1:48.528	1 Lap	25	1:47.484	7.875	80	1:48.470	18.392	7	1:47.956	16.435	77	2:50.637	0.928	
27	1:48.801	10.891	12	1:47.339	8.563	13	1:48.824	20.981	24	1:47.911	17.058	22	2:49.665	1.390	
10	1:48.440	1 Lap	9	1:47.410	9.250	32	1:47.508	1:05.876	74	1:48.676	17.429	81	2:49.201	1.541	
80	1:48.380	11.196	15	1:47.428	9.675	78	1:47.737	1:22.534	10	1:47.286	1 Lap	38	2:48.516	1.604	
8	1:47.343	11.535	73	1:47.903	10.244	Lap 13						23	2:47.682	1.756	
44	1:47.726	12.011	39	1:48.438	10.854	21	1:46.704		71	1:47.933	18.530	37	2:47.342	1.967	
13	1:50.053	14.039	18	1:48.389	10.961	46	1:46.461	0.527	11	1:47.780	19.089	25	2:46.640	2.253	
78	2:04.185	24.033	7	1:48.004	11.282	40	1:46.529	1.705	27	1:48.318	19.858	12	2:44.911	2.538	
Lap 10															
21	1:46.343		28	1:47.801	11.624	17	1:46.358	2.407	44	1:48.111	20.253	9	2:40.993	2.743	
46	1:46.346	0.598	74	1:48.424	12.957	22	1:47.334	3.757	8	1:48.889	20.600	15	2:40.666	2.937	
40	1:46.524	1.640	71	1:49.054	13.288	77	1:46.940	3.824	5	1:48.837	21.293	73	2:40.532	3.187	
22	1:46.302	2.103	24	1:48.311	13.410	81	1:46.339	5.007	96	1:48.390	1 Lap	28	2:40.017	3.539	
17	1:46.345	2.606	11	1:48.618	13.636	38	1:46.042	6.009	80	1:48.257	22.611	18	2:39.509	4.242	
77	1:46.950	4.098	5	1:48.331	13.809	23	1:46.667	7.117	13	1:48.687	24.991	7	2:38.257	4.294	
81	1:47.364	4.341	10	1:47.709	1 Lap	37	1:46.880	7.723	8	1:48.043	1:07.053	24	2:37.761	4.508	
23	1:46.699	4.669	27	1:48.349	15.260	25	1:46.802	8.510	78	1:48.014	1:25.104	74	2:36.945	4.595	
38	1:46.975	5.227	8	1:48.084	15.701	12	1:47.311	10.087	Lap 15						
25	1:48.059	6.653	96	1:49.642	1 Lap	9	1:48.755	12.336	21	1:48.133		10	2:34.865	1 Lap	
37	1:48.508	6.856	44	1:48.332	15.982	73	1:48.379	12.655	46	1:48.271	0.602	71	2:35.024	5.219	
12	1:48.680	7.486	80	1:48.253	16.321	15	1:49.388	13.146	40	1:47.833	1.361	11	2:34.583	5.387	
9	1:48.718	8.102	13	1:48.286	18.556	39	1:47.968	13.224	17	1:47.873	1.883	27	2:34.224	5.523	
15	1:48.629	8.509	32	2:29.902	1:04.767	28	1:47.578	13.429	44	2:33.724	5.608	44	2:33.724	5.608	
73	1:48.446	8.603	78	1:47.623	1:21.196	18	1:47.846	14.656	8	2:33.254	5.680	5	2:32.306	5.998	
39	1:48.325	8.678	Lap 12						77	1:46.985	3.777	80	2:32.010	6.203	
18	1:48.271	8.834	21	1:46.399		7	1:48.316	14.947	22	1:48.105	5.211	13	2:30.593	6.792	
7	1:48.194	9.540	46	1:46.395	0.770	74	1:47.802	15.221	81	1:48.557	5.826	32	1:51.543	6.843	
Lap 17															
21															
1:47.922															

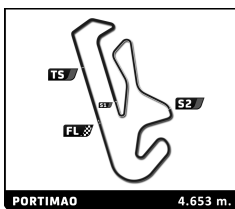


F4Spain
ROUND 2 - PORTIMAO
Race 1

Analysis by lap





















Lapped ■

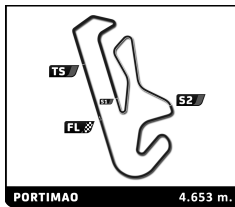
No	Lap Time	Gap	No	Lap Time	Gap	No	Lap Time	Gap	No	Lap Time	Gap
46	1:48.161	0.504									
40	1:49.114	1.729									
38	1:48.640	2.322									
23	1:49.321	3.155									
37	1:49.413	3.458									
17	1:51.030	3.954									
25	1:49.827	4.158									
22	1:50.874	4.342									
81	1:50.757	4.376									
12	1:49.873	4.489									
9	1:50.020	4.841									
15	1:49.885	4.900									
73	1:49.922	5.187									
24	1:48.647	5.233									
28	1:49.890	5.507									
10	1:49.623	1 Lap									
18	1:50.393	6.713									
7	1:50.554	6.926									
74	1:50.870	7.543									
44	1:49.965	7.651									
11	1:50.566	8.031									
27	1:50.522	8.123									
5	1:50.792	8.868									
32	1:50.393	9.314									
80	1:52.209	10.490									
13	1:51.858	10.728									
8	1:53.167	10.925									
78	1:49.065	19.913									
71	2:14.119	31.416									



F4Spain
ROUND 2 - PORTIMAO
Race 1

Flag Analysis

Flag	Time
	GREEN FLAG 11:04:05.276
	YELLOW FLAG AT SECTOR 3 11:07:34.847
	SAFETY CAR 11:08:02.346
	RED FLAG 11:10:48.692
	GREEN FLAG 11:31:00.267
	SAFETY CAR 11:31:00.342
	GREEN FLAG 11:33:54.120
	YELLOW FLAG AT SECTOR 2 11:35:06.144
	GREEN FLAG AT SECTOR 2 11:35:19.299
	YELLOW FLAG AT SECTOR 2 11:35:28.986
	SAFETY CAR 11:35:44.516
	GREEN FLAG 11:40:46.908
	YELLOW FLAG AT SECTOR 2 11:52:44.892
	SAFETY CAR 11:53:07.750
	GREEN FLAG 11:56:06.174
	YELLOW FLAG AT SECTOR 2 11:57:06.387
	GREEN FLAG AT SECTOR 2 11:57:25.588
	YELLOW FLAG AT SECTOR 3 11:57:43.930
	YELLOW FLAG AT SECTOR 2 11:57:44.852
	CHEQUERED FLAG 11:58:04.930

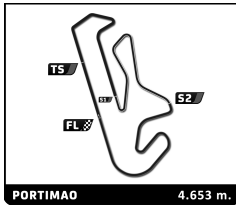


F4Spain ROUND 2 - PORTIMÃO Race 1

Sector Analysis

■ Lap under Red Flag ■ Invalidated Lap ■ Personal Best ■ Session Best ■ Crossing the pit lane

Lap	Time	Sector 1	Sector 2	Sector 3	Kph	Elapsed	Lap	Time	Sector 1	Sector 2	Sector 3	Kph	Elapsed
5 Daniel MOTA ESP TC Racing TATUUS T-421							15	1:53.445	33.977	34.611	44.857	147.7	11:53:49.434
1	1:58.963	42.613	36.237	40.113	140.8	11:06:04.239	16	2:33.254	54.496	41.273	57.485	109.3	11:56:22.688
2	1:52.621	35.076	34.847	42.698	148.7	11:07:56.860	17	<u>1:53.167</u>	<u>34.911</u>	37.674	40.582	148.0	11:58:15.855
3	2:33.016	39.091	40.211	1:13.714	109.5	11:10:29.876	9 Jean Paul KARRAS GRC G4 Racing TATUUS T-421						
4	3:25.989 B	37.379	41.317	2:07.293	81.3	11:13:55.865	1	1:55.832	40.192	35.595	40.045	144.6	11:06:01.108
5	20:14.377	...	36.804	53.607	13.8	11:34:10.242	2	1:50.324	34.921	34.859	40.544	151.8	11:07:51.432
6	1:57.863	36.305	36.112	45.446	142.1	11:36:08.105	3	2:09.442	37.976	38.902	52.564	129.4	11:10:00.874
7	2:23.956	47.099	50.249	46.608	116.4	11:38:32.061	4	3:20.305 B	48.335	48.512	1:43.458	83.6	11:13:21.179
8	2:32.646	47.661	48.593	56.392	109.7	11:41:04.707	5	20:46.748	...	47.876	59.379	13.4	11:34:07.927
9	<u>1:48.272</u>	<u>34.329</u>	34.756	39.187	154.7	11:42:52.979	6	<u>1:52.353</u>	35.703	<u>35.865</u>	40.785	149.1	11:36:00.280
10	<u>1:48.317</u>	<u>34.228</u>	34.883	39.206	154.6	11:44:41.296	7	2:22.868	44.917	48.345	49.606	117.2	11:38:23.148
11	1:48.331	34.623	34.674	39.034	154.6	11:46:29.627	8	2:37.336	46.736	50.994	59.606	106.5	11:41:00.484
12	1:49.110	35.130	34.692	39.288	153.5	11:48:18.737	9	1:48.456	34.386	34.954	39.116	154.4	11:42:48.940
13	1:49.108	34.351	35.369	39.388	153.5	11:50:07.845	10	1:48.718	34.312	34.473	39.933	154.1	11:44:37.658
14	1:48.837	34.610	34.838	39.389	153.9	11:51:56.682	11	1:47.410	34.196	34.244	38.970	156.0	11:46:25.068
15	<u>1:54.018</u>	<u>34.173</u>	34.333	45.512	146.9	11:53:50.700	12	1:47.434	34.181	34.301	38.952	155.9	11:48:12.502
16	2:32.306	54.273	40.842	57.191	110.0	11:56:23.006	13	1:48.755	34.767	34.838	39.150	154.0	11:50:01.257
17	1:50.792	35.360	35.563	39.869	151.2	11:58:13.798	14	1:48.581	34.292	34.931	39.358	154.3	11:51:49.838
15	1:48.920	34.886	34.260	39.774	153.8	11:53:38.758	16	2:40.993	53.267	45.872	1:01.854	104.0	11:56:19.751
16	2:40.993	53.267	45.872	1:01.854	104.0	11:56:19.751	17	1:50.020	34.965	34.954	40.101	152.3	11:58:09.771
17	1:50.020	34.965	34.954	40.101	152.3	11:58:09.771	10 Luna FLUXÁ ESP Campos Racing TATUUS T-421						
1	1:56.566	40.499	35.497	40.570	143.7	11:06:01.842	1	1:54.167	38.900	35.610	39.657	146.7	11:05:59.443
2	1:51.314	35.123	35.023	41.168	150.5	11:07:53.156	2	2:26.656 B	34.083	34.698	1:17.875	114.2	11:08:26.099
3	2:12.381	39.675	38.873	53.833	126.5	11:10:05.537	3	5:31.300 B	2:56.408	37.540	1:57.352	50.6	11:13:57.399
4	3:29.063 B	48.575	47.720	1:52.768	80.1	11:13:34.600	4	20:15.921	...	36.837	47.753	13.8	11:34:13.320
5	20:34.279	...	39.855	56.741	13.6	11:34:08.879	5	1:57.372	34.856	35.498	47.018	142.7	11:36:10.692
6	<u>1:55.928</u>	36.301	<u>35.797</u>	43.830	144.5	11:36:04.807	6	2:24.731	47.413	51.527	45.791	115.7	11:38:35.423
7	2:23.923	46.176	50.014	47.733	116.4	11:38:28.730	7	2:30.369	46.900	47.833	55.636	111.4	11:41:05.792
8	2:33.792	46.904	49.332	57.556	108.9	11:41:02.522	8	<u>1:48.440</u>	<u>34.253</u>	34.675	39.512	154.5	11:42:54.232
9	<u>1:48.380</u>	34.523	<u>34.610</u>	39.247	154.6	11:42:50.902	9	1:48.551	34.696	34.924	38.931	154.3	11:44:42.783
10	<u>1:48.194</u>	34.442	<u>34.742</u>	39.010	154.8	11:44:39.096	10	<u>1:47.709</u>	34.032	<u>34.742</u>	38.935	155.5	11:46:30.492
11	1:48.004	34.196	34.714	39.094	155.1	11:46:27.100	11	<u>1:47.739</u>	34.261	<u>34.342</u>	39.136	155.5	11:48:18.231
12	<u>1:48.452</u>	34.276	<u>34.982</u>	39.194	154.5	11:48:15.552	12	1:47.430	34.161	34.232	39.037	155.9	11:50:05.661
13	1:48.316	34.285	34.546	39.485	154.6	11:50:03.868	13	1:47.286	33.882	34.118	39.286	156.1	11:51:52.947
14	1:47.956	34.206	34.749	39.001	155.2	11:51:51.824	14	<u>1:53.913</u>	<u>34.956</u>	<u>34.464</u>	44.493	147.0	11:53:46.860
15	<u>1:51.221</u>	34.678	<u>34.696</u>	41.847	150.6	11:53:43.045	15	2:34.865	53.174	42.702	58.989	108.2	11:56:21.725
16	2:38.257	54.078	44.277	59.902	105.8	11:56:21.302	16	<u>1:49.623</u>	34.951	<u>35.252</u>	39.420	152.8	11:58:11.348
17	1:50.554	35.769	35.402	39.383	151.5	11:58:11.856	11 Rahim ALIBHAI USA Monlau Motorsport TATUUS T-421						
1	1:50.019	36.624	34.666	38.729	152.3	11:05:55.295	1	1:57.308	41.289	36.177	39.842	142.8	11:06:02.584
2	1:46.509	33.882	34.030	38.597	157.3	11:07:41.804	2	<u>1:51.119</u>	35.029	<u>35.142</u>	40.948	150.7	11:07:53.703
3	2:08.149	37.115	39.297	51.737	130.7	11:09:49.953	3	2:13.889	40.246	39.757	53.886	125.1	11:10:07.592
4	3:06.493 B	48.149	48.977	1:29.367	89.8	11:12:56.446	4	3:31.765 B	48.387	47.137	1:56.241	79.1	11:13:39.357
5	21:08.565	...	48.679	1:07.067	13.2	11:34:05.011	5	20:29.808	...	37.920	56.469	13.6	11:34:09.165
6	2:23.178 B	41.652	43.476	58.050	117.0	11:36:28.189	6	<u>1:57.659</u>	37.189	<u>35.684</u>	44.786	142.4	11:36:06.824
7	2:37.604	1:21.789	36.128	39.687	106.3	11:39:05.793	7	2:23.487	46.773	49.569	47.145	116.7	11:38:30.311
8	2:01.612	34.736	34.520	52.356	137.7	11:41:07.405	8	2:33.285	47.434	48.859	56.992	109.3	11:41:03.596
9	1:47.343	34.123	34.477	38.743	156.0	11:42:54.748	9	1:48.541	34.579	34.594	39.368	154.3	11:42:52.137
10	1:48.687	34.683	34.779	39.225	154.1	11:44:43.435	10	1:48.699	34.472	34.818	39.409	154.1	11:44:40.836
11	<u>1:48.084</u>	<u>34.370</u>	34.369	39.345	155.0	11:46:31.519	11	1:48.618	34.910	34.533	39.175	154.2	11:46:29.454
12	<u>1:48.046</u>	33.833	<u>34.895</u>	39.318	155.0	11:48:19.565	12	1:49.176	34.909	34.225	40.042	153.4	11:48:18.630
13	1:47.535	34.002	34.537	38.996	155.8	11:50:07.100							
14	1:48.889	35.099	34.668	39.122	153.8	11:51:55.989							



F4Spain

ROUND 2 - PORTIMAO

Race 1

Sector Analysis

Lap under Red Flag — Invalidated Lap ■ Personal Best ■ Session Best B Crossing the pit lane

Lap	Time	Sector 1	Sector 2	Sector 3	Kph	Elapsed	Lap	Time	Sector 1	Sector 2	Sector 3	Kph	Elapsed
13	1:48.068	34.207	34.296	39.565	155.0	11:50:06.698	10	1:48.629	34.143	34.463	40.023	154.2	11:44:38.065
14	1:47.780	34.077	34.369	39.334	155.4	11:51:54.478	11	1:47.428	34.341	34.286	38.801	155.9	11:46:25.493
15	1:53.334	34.216	34.501	44.617	147.8	11:53:47.812	12	1:47.186	33.985	34.304	38.897	156.3	11:48:12.679
16	2:34.583	53.888	41.850	58.845	108.4	11:56:22.395	13	1:49.388	34.733	35.082	39.573	153.1	11:50:02.067
17	1:50.566	35.175	35.265	40.126	151.5	11:58:12.961	14	1:47.970	34.195	34.429	39.346	155.1	11:51:50.037

12 Philippe Armand KARRAS GRC						
G4 Racing			TATUUS T-421			
1	1:54.681	39.101	35.605	39.975	146.1	11:05:59.957
2	1:48.296	34.595	34.212	39.489	154.7	11:07:48.253
3	2:09.905	38.723	38.172	53.010	128.9	11:09:58.158
4	3:16.729 B	48.170	48.816	1:39.743	85.1	11:13:14.887
5	20:52.290	...	48.164	1:00.890	13.4	11:34:07.177
6	1:50.553	35.188	35.571	39.794	151.5	11:35:57.730
7	2:22.606	44.452	48.607	49.547	117.5	11:38:20.336
8	2:38.908	46.531	51.431	1:00.946	105.4	11:40:59.244
9	1:49.118	35.304	34.911	38.903	153.5	11:42:48.362
10	1:48.680	34.401	34.865	39.414	154.1	11:44:37.042
11	1:47.339	33.998	34.517	38.824	156.1	11:46:24.381
12	1:47.316	33.974	34.418	38.924	156.1	11:48:11.697
13	1:47.311	34.136	34.212	38.963	156.1	11:49:59.008
14	1:47.338	34.116	34.263	38.959	156.1	11:51:46.346
15	1:48.289	34.113	34.338	39.838	154.7	11:53:34.635
16	2:44.911	56.116	46.289	1:02.506	101.6	11:56:19.546
17	1:49.873	34.811	35.063	39.999	152.5	11:58:09.419

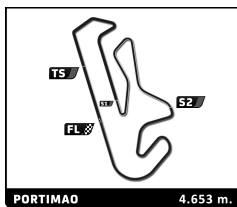
13 Rodrigo MARTÍNEZ MEX						
Tecnicar			TATUUS T-421			
1	1:59.152	43.538	35.694	39.920	140.6	11:06:04.428
2	1:55.050	35.518	35.265	44.267	145.6	11:07:59.478
3	2:26.793	42.308	39.775	1:04.710	114.1	11:10:26.271
4	3:26.123 B	39.538	42.091	2:04.494	81.3	11:13:52.394
5	20:20.851	...	37.323	48.182	13.7	11:34:13.245
6	1:58.964	35.852	35.630	47.482	140.8	11:36:12.209
7	2:24.777	47.713	51.322	45.742	115.7	11:38:36.986
8	2:30.213	47.269	46.987	55.957	111.5	11:41:07.199
9	1:50.053	35.710	34.991	39.352	152.2	11:42:57.252
10	1:48.836	34.573	35.071	39.192	153.9	11:44:46.088
11	1:48.286	34.557	34.547	39.182	154.7	11:46:34.374
12	1:48.824	34.945	34.833	39.046	153.9	11:48:23.198
13	1:48.495	34.600	34.601	39.294	154.4	11:50:11.693
14	1:48.687	34.647	34.895	39.145	154.1	11:52:00.380
15	1:52.827	35.073	36.622	41.132	148.5	11:53:53.207
16	2:30.593	53.351	40.214	57.028	111.2	11:56:23.800
17	1:51.858	35.565	35.606	39.787	149.8	11:58:15.658

15 Jensen BURNETT CAN						
KCL Motorsport			TATUUS T-421			
1	1:55.354	39.786	35.639	39.929	145.2	11:06:00.630
2	1:49.744	34.526	34.477	40.741	152.6	11:07:50.374
3	2:08.220	37.647	37.953	52.620	130.6	11:09:58.594
4	3:17.562 B	48.631	48.775	1:40.156	84.8	11:13:16.156
5	20:51.472	...	48.205	1:00.694	13.4	11:34:07.628
6	1:51.657	35.236	36.288	40.133	150.0	11:35:59.285
7	2:22.999	44.933	48.507	49.559	117.1	11:38:22.284
8	2:37.654	46.746	51.152	59.756	106.3	11:40:59.938
9	1:49.498	34.800	35.298	39.400	153.0	11:42:49.436

17 Nacho TUÑÓN ESP						
T-Code by Amtog			TATUUS T-421			
1	1:52.034	37.606	35.207	39.221	149.5	11:05:57.310
2	1:47.429	34.557	34.238	38.634	155.9	11:07:44.739
3	2:08.903	37.596	38.922	52.385	129.9	11:09:53.642
4	3:11.096 B	47.932	49.180	1:33.984	87.7	11:13:04.738
5	21:01.292	...	47.388	1:05.080	13.3	11:34:06.030
6	1:48.792	35.445	34.603	38.744	154.0	11:35:54.822
7	2:22.730	45.150	48.505	49.075	117.4	11:38:17.552
8	2:40.663	47.488	51.409	1:01.766	104.3	11:40:58.215
9	1:47.602	34.235	34.757	38.610	155.7	11:42:45.817
10	1:46.345	33.677	33.990	38.678	157.5	11:44:32.162
11	1:46.242	33.683	34.081	38.478	157.7	11:46:18.404
12	1:46.566	33.869	34.055	38.642	157.2	11:48:04.970
13	1:46.358	33.869	33.984	38.505	157.5	11:49:51.328
14	1:46.204	33.540	34.031	38.633	157.7	11:51:37.532
15	1:47.873	33.769	34.071	40.033	155.3	11:53:25.405
16	2:52.449	58.696	48.564	1:05.189	97.1	11:56:17.854
17	1:51.030	34.548	35.303	41.179	150.9	11:58:08.884

18 Zoe FLORESCU ROU						
Tecnicar			TATUUS T-421			
1	1:55.733	40.191	35.582	39.960	144.7	11:06:01.009
2	1:51.454	34.959	35.139	41.356	150.3	11:07:52.463
3	2:11.557	39.287	38.749	53.521	127.3	11:10:04.020
4	3:26.360 B	48.734	48.026	1:49.600	81.2	11:13:30.380
5	20:38.440	...	40.962	57.632	13.5	11:34:08.820
6	1:53.325	35.595	35.918	41.812	147.8	11:36:02.145
7	2:23.530	45.616	49.487	48.427	116.7	11:38:25.675
8	2:36.049	47.700	49.789	58.560	107.3	11:41:01.724
9	1:48.395	34.324	34.676	39.395	154.5	11:42:50.119
10	1:48.271	34.791	34.477	39.003	154.7	11:44:38.390
11	1:48.389	34.642	34.346	39.401	154.5	11:46:26.779
12	1:48.952	34.574	34.976	39.402	153.7	11:48:15.731
13	1:47.846	34.447	34.101	39.298	155.3	11:50:03.577
14	1:47.679	34.292	34.487	38.900	155.6	11:51:51.256
15	1:50.485	34.881	34.938	40.666	151.6	11:53:41.741
16	2:39.509	54.253	44.615	1:00.641	105.0	11:56:21.250
17	1:50.393	35.358	35.496	39.539	151.7	11:58:11.643

21 Borys LYZEN POL						
KCL Motorsport			TATUUS T-421			
1	1:48.018	35.429	34.069	38.520	155.1	11:05:53.294
2	1:46.076	33.808	33.951	38.317	157.9	11:07:39.370
3	2:08.896	36.969	40.359	51.568	130.0	11:09:48.266
4	3:02.952 B	47.529	49.655	1:25.768	91.6	11:12:51.218
5	21:12.726	...	48.878	1:07.476	13.2	11:34:03.944
6	1:47.361	34.412	34.130	38.819	156.0	11:35:51.305



F4Spain

ROUND 2 - PORTIMAO

Race 1

Sector Analysis

Lap under Red Flag — Invalidated Lap ■ Personal Best ■ Session Best B Crossing the pit lane

Lap	Time	Sector 1	Sector 2	Sector 3	Kph	Elapsed	Lap	Time	Sector 1	Sector 2	Sector 3	Kph	Elapsed
7	2:23.303	45.138	48.228	49.937	116.9	11:38:14.608	4	3:32.336 B	46.775	46.311	1:59.250	78.9	11:13:44.019
8	2:41.851	47.245	51.474	1:03.132	103.5	11:40:56.459	5	20:26.399	...	37.269	52.751	13.7	11:34:10.418
9	1:46.754	34.266	34.097	38.391	156.9	11:42:43.213	6	<u>1:56.725</u>	<u>36.218</u>	35.723	44.784	143.5	11:36:07.143
10	<u>1:46.343</u>	<u>33.824</u>	<u>34.028</u>	38.491	157.5	11:44:29.556	7	2:23.974	47.401	49.317	47.256	116.3	11:38:31.117
11	1:46.262	33.884	33.918	38.460	157.6	11:46:15.818	8	2:32.671	47.779	48.354	56.538	109.7	11:41:03.788
12	1:46.399	33.853	34.074	38.472	157.4	11:48:02.217	9	<u>1:48.431</u>	<u>34.622</u>	34.673	39.136	154.5	11:42:52.219
13	<u>1:46.704</u>	<u>34.045</u>	34.126	38.533	157.0	11:49:48.921	10	<u>1:48.698</u>	34.502	<u>34.991</u>	39.205	154.1	11:44:40.917
14	1:46.468	33.983	33.965	38.520	157.3	11:51:35.389	11	1:48.311	34.558	34.175	39.578	154.7	11:46:29.228
15	1:48.133	33.918	34.089	40.126	154.9	11:53:23.522	12	1:47.247	34.171	34.194	38.882	156.2	11:48:16.475
16	2:53.486	58.521	49.210	1:05.755	96.6	11:56:17.008	13	1:48.061	34.757	34.236	39.068	155.0	11:50:04.536
17	1:47.922	34.601	34.649	38.672	155.2	11:58:04.930	14	1:47.911	34.153	34.642	39.116	155.2	11:51:52.447
							15	<u>1:51.308</u>	<u>34.348</u>	34.795	42.165	150.5	11:53:43.755
							16	2:37.761	54.493	43.538	59.730	106.2	11:56:21.516
							17	1:48.647	34.803	34.566	39.278	154.2	11:58:10.163

22 Vivek KANTHAN USA
Griffin Core TATUUS T-421

1	1:51.331	37.147	34.596	39.588	150.5	11:05:56.607
2	1:46.489	34.060	33.940	38.489	157.3	11:07:43.096
3	2:08.443	37.607	38.677	52.159	130.4	11:09:51.539
4	3:08.570 B	48.043	49.247	1:31.280	88.8	11:13:00.109
5	21:05.371	...	48.372	1:06.671	13.2	11:34:05.480
6	<u>1:47.998</u>	<u>34.669</u>	34.196	39.133	155.1	11:35:53.478
7	2:23.035	45.042	48.718	49.275	117.1	11:38:16.513
8	2:41.027	47.341	51.377	1:02.309	104.0	11:40:57.540
9	1:47.817	34.473	34.748	38.596	155.4	11:42:45.357
10	1:46.302	33.645	34.052	38.605	157.6	11:44:31.659
11	<u>1:46.430</u>	<u>33.726</u>	34.114	38.590	157.4	11:46:18.089
12	1:47.255	34.495	34.112	38.648	156.2	11:48:05.344
13	1:47.334	33.788	34.344	39.202	156.1	11:49:52.678
14	1:47.950	34.234	34.733	38.983	155.2	11:51:40.628
15	1:48.105	34.433	34.170	39.502	154.9	11:53:28.733
16	2:49.665	56.735	48.209	1:04.721	98.7	11:56:18.398
17	<u>1:50.874</u>	<u>36.589</u>	34.710	39.575	151.1	11:58:09.272

23 Rocco CORONEL NLD
MP Motorsport TATUUS T-421

1	1:51.768	37.415	35.200	39.153	149.9	11:05:57.044
2	1:47.057	34.549	34.035	38.473	156.5	11:07:44.101
3	2:08.918	37.816	38.913	52.189	129.9	11:09:53.019
4	3:10.323 B	47.875	49.133	1:33.315	88.0	11:13:03.342
5	21:02.288	...	47.669	1:05.512	13.3	11:34:05.630
6	1:48.225	35.020	34.301	38.904	154.8	11:35:53.855
7	2:23.132	45.230	48.602	49.300	117.0	11:38:16.987
8	2:40.829	47.418	51.545	1:01.866	104.2	11:40:57.816
9	1:49.710	34.558	35.541	39.611	152.7	11:42:47.526
10	<u>1:46.699</u>	<u>34.008</u>	<u>34.079</u>	38.612	157.0	11:44:34.225
11	1:48.655	34.053	35.387	39.215	154.2	11:46:22.880
12	<u>1:46.491</u>	<u>33.948</u>	33.907	38.636	157.3	11:48:09.371
13	1:46.667	33.934	34.105	38.628	157.0	11:49:56.038
14	1:46.609	33.850	34.123	38.636	157.1	11:51:42.647
15	1:48.435	33.892	34.212	40.331	154.5	11:53:31.082
16	2:47.682	56.989	47.456	1:03.237	99.9	11:56:18.764
17	1:49.321	34.808	34.783	39.730	153.2	11:58:08.085

24 Beau LOWETTE BEL
TC Racing TATUUS T-421

1	1:56.771	40.910	35.518	40.343	143.5	11:06:02.047
2	1:55.226	35.400	35.678	44.148	145.4	11:07:57.273
3	2:14.410	39.864	39.866	54.680	124.6	11:10:11.683

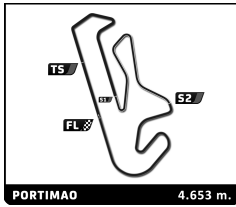
25 Aleix PIÑERA ESP
Tecnicar TATUUS T-421

1	1:53.626	38.622	35.708	39.296	147.4	11:05:58.902
2	<u>1:48.250</u>	<u>34.346</u>	34.804	39.100	154.7	11:07:47.152
3	2:09.494	38.048	38.704	52.742	129.4	11:09:56.646
4	3:14.065 B	47.874	49.146	1:37.045	86.3	11:13:10.711
5	20:55.893	...	47.817	1:02.102	13.3	11:34:06.604
6	1:52.027	35.680	36.387	39.960	149.5	11:35:58.631
7	2:22.897	44.826	48.584	49.487	117.2	11:38:21.528
8	2:38.070	46.521	51.410	1:00.139	106.0	11:40:59.598
9	1:48.552	34.380	34.631	39.541	154.3	11:42:48.150
10	1:48.059	34.314	34.601	39.144	155.0	11:44:36.209
11	1:47.484	34.404	34.292	38.788	155.8	11:46:23.693
12	<u>1:46.936</u>	<u>33.888</u>	<u>34.252</u>	38.796	156.6	11:48:10.629
13	1:46.802	33.979	34.137	38.686	156.8	11:49:57.431
14	1:46.769	33.965	34.223	38.581	156.9	11:51:44.200
15	1:48.421	33.960	34.285	40.176	154.5	11:53:32.621
16	2:46.640	56.982	46.891	1:02.767	100.5	11:56:19.261
17	1:49.827	35.045	34.650	40.132	152.5	11:58:09.088

27 Yuzuki SATO JPN
Monlau Motorsport TATUUS T-421

1	1:56.981	41.013	35.972	39.996	143.2	11:06:02.257
2	1:51.250	34.946	35.058	41.246	150.6	11:07:53.507
3	2:12.600	39.990	39.326	53.284	126.3	11:10:06.107
4	3:30.399 B	48.882	47.434	1:54.083	79.6	11:13:36.506
5	20:34.988	...	35.910	46.337	13.6	11:34:11.494
6	<u>1:57.964</u>	<u>36.144</u>	35.607	46.213	142.0	11:36:09.458
7	2:24.764	47.968	50.823	45.973	115.7	11:38:34.222
8	2:31.081	47.532	48.009	55.540	110.9	11:41:05.303
9	1:48.801	34.402	34.705	39.694	154.0	11:42:54.104
10	<u>1:48.625</u>	34.710	<u>34.641</u>	39.274	154.2	11:44:42.729
11	1:48.349	34.475	34.580	39.294	154.6	11:46:31.078
12	<u>1:48.022</u>	<u>34.076</u>	<u>34.870</u>	39.076	155.1	11:48:19.100
13	1:47.829	34.145	34.307	39.377	155.3	11:50:06.929
14	1:48.318	34.893	34.580	38.845	154.6	11:51:55.247
15	1:53.060	34.170	34.850	44.040	148.2	11:53:48.307
16	2:34.224	54.265	41.886	58.073	108.6	11:56:22.531
17	1:50.522	35.382	35.728	39.412	151.6	11:58:13.053

28 Max RADECK PRT
DXR TATUUS T-421



F4Spain

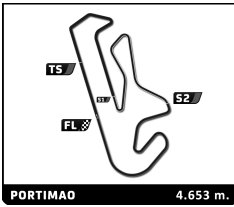
ROUND 2 - PORTIMAO

Race 1

Sector Analysis

Lap under Red Flag _ Invalidated Lap ■ Personal Best ■ Session Best B Crossing the pit lane

Lap	Time	Sector 1	Sector 2	Sector 3	Kph	Elapsed	Lap	Time	Sector 1	Sector 2	Sector 3	Kph	Elapsed
32 Simón BULBARELLA ARG							38 Daniel KELLEHER IRL						
Drivex TATUUS T-421							Campos Racing TATUUS T-421						
1	1:54.756	38.885	35.708	40.163	146.0	11:06:00.032	1	1:52.868	38.037	35.624	39.207	148.4	11:05:58.144
2	1:50.615	34.865	34.655	41.095	151.4	11:07:50.647	2	1:47.393	34.501	34.395	38.497	156.0	11:07:45.537
3	2:09.004	37.943	38.542	52.519	129.8	11:09:59.651	3	2:08.955	37.493	39.089	52.373	129.9	11:09:54.492
4	3:17.982 B	48.574	48.618	1:40.790	84.6	11:13:17.633	4	3:12.375 B	48.124	49.165	1:35.086	87.1	11:13:06.867
5	20:50.067	...	48.108	59.900	13.4	11:34:07.700	5	20:59.302	...	47.031	1:04.265	13.3	11:34:06.169
6	1:53.289	35.524	36.405	41.360	147.9	11:36:00.989	6	1:52.170	35.690	36.500	39.980	149.3	11:35:58.339
7	2:22.881	45.062	48.563	49.256	117.2	11:38:23.870	7	2:22.702	44.580	48.618	49.504	117.4	11:38:21.041
8	2:36.702	46.669	51.116	58.917	106.9	11:41:00.572	8	2:38.353	46.537	51.469	1:00.347	105.8	11:40:59.394
9	1:49.242	34.640	35.017	39.585	153.3	11:42:49.814	9	1:48.414	34.449	34.342	39.623	154.5	11:42:47.808
10	2:00.869 B	36.691	36.701	47.477	138.6	11:44:50.683	10	1:46.975	34.336	34.040	38.599	156.6	11:44:34.783
11	2:29.902	1:16.560	34.469	38.873	111.7	11:47:20.585	11	1:47.780	33.883	34.922	38.975	155.4	11:46:22.563
12	1:47.508	34.239	34.312	38.957	155.8	11:49:08.093	12	1:46.325	33.764	34.000	38.561	157.5	11:48:08.888
13	1:47.306	34.221	34.248	38.837	156.1	11:50:55.399	13	1:46.042	33.726	33.834	38.482	158.0	11:49:54.930
14	1:47.043	34.130	34.148	38.765	156.5	11:52:42.442	14	1:46.400	33.845	33.963	38.592	157.4	11:51:41.330
15	1:49.866	34.630	36.146	39.090	152.5	11:54:32.308	15	1:48.766	34.152	34.403	40.211	154.0	11:53:30.096
16	1:51.543	36.387	31.259	43.897	150.2	11:56:23.851	16	2:48.516	56.892	47.960	1:03.664	99.4	11:56:18.612
17	1:50.393	34.935	36.238	39.220	151.7	11:58:14.244	17	1:48.640	34.561	34.635	39.444	154.2	11:58:07.252
37 Ty FISHER CAN							39 Louis COCHET NLD						
Griffin Core TATUUS T-421							KCL Motorsport TATUUS T-421						
1	1:51.187	37.093	35.071	39.023	150.7	11:05:56.463	1	1:56.128	40.650	35.387	40.091	144.2	11:06:01.404
2	1:47.204	34.477	34.011	38.716	156.3	11:07:43.667	2	1:50.130	35.286	34.896	39.948	152.1	11:07:51.534
3	2:08.478	37.657	38.816	52.005	130.4	11:09:52.145	3	2:09.700	38.360	38.732	52.608	129.2	11:10:01.234
4	3:10.155 B	48.012	49.260	1:32.883	88.1	11:13:02.300	4	3:20.767 B	48.706	48.218	1:43.843	83.4	11:13:22.001
5	21:03.231	...	48.421	1:05.979	13.3	11:34:05.531	5	20:46.001	...	47.819	58.837	13.4	11:34:08.002
6	1:50.514	35.896	35.120	39.498	151.6	11:35:56.045	6	1:53.595	36.100	35.980	41.515	147.5	11:36:01.597
7	2:22.969	45.510	48.456	49.003	117.2	11:38:19.014	7	2:23.284	45.503	48.932	48.849	116.9	11:38:24.881
8	2:39.956	47.074	51.603	1:01.279	104.7	11:40:58.970	8	2:36.382	46.923	50.758	58.701	107.1	11:41:01.263
9	1:48.934	34.409	34.696	39.829	153.8	11:42:47.904	9	1:48.646	34.477	34.786	39.383	154.2	11:42:49.909
10	1:48.508	34.687	34.659	39.162	154.4	11:44:36.412	10	1:48.325	34.648	34.418	39.259	154.6	11:44:38.234
11	1:46.785	33.868	34.129	38.788	156.9	11:46:23.197	11	1:48.438	34.691	34.755	38.992	154.5	11:46:26.672
12	1:46.567	33.886	34.111	38.570	157.2	11:48:09.764	12	1:47.505	34.266	34.395	38.844	155.8	11:48:14.177
13	1:46.880	33.986	34.241	38.653	156.7	11:49:56.644	13	1:47.968	34.029	34.634	39.305	155.1	11:50:02.145
14	1:46.554	33.694	34.236	38.624	157.2	11:51:43.198	14	1:48.433	34.739	34.471	39.223	154.5	11:51:50.578
15	1:48.435	33.811	34.329	40.295	154.5	11:53:31.633	40 Kasper SCHORMANS NLD						
16	2:47.342	57.445	47.037	1:02.860	100.1	11:56:18.975	MP Motorsport TATUUS T-421						
17	1:49.413	34.883	34.666	39.864	153.1	11:58:08.388	1	1:50.749	36.662	35.086	39.001	151.3	11:05:56.025
							2	1:46.528	33.862	34.292	38.374	157.2	11:07:42.553
							3	2:07.940	37.174	39.031	51.735	130.9	11:09:50.493
							4	3:07.341 B	48.182	49.121	1:30.038	89.4	11:12:57.834
							5	21:07.209	...	48.543	1:06.593	13.2	11:34:05.043
							6	1:48.075	34.533	34.535	39.007	155.0	11:35:53.118
							7	2:22.854	44.774	48.214	49.866	117.3	11:38:15.972
							8	2:41.181	47.475	51.315	1:02.391	103.9	11:40:57.153
							9	1:47.519	34.580	34.406	38.533	155.8	11:42:44.672
							10	1:46.524	33.812	34.160	38.552	157.2	11:44:31.196
							11	1:46.423	33.879	34.029	38.515	157.4	11:46:17.619
							12	1:46.478	33.891	34.090	38.497	157.3	11:48:04.097
							13	1:46.529	33.943	34.014	38.572	157.2	11:49:50.626
							14	1:46.424	33.840	34.042	38.542	157.4	11:51:37.050
							15	1:47.833	33.828	34.122	39.883	155.3	11:53:24.883
							16	2:52.662	58.732	48.599	1:05.331	97.0	11:56:17.545
							17	1:49.114	34.703	35.282	39.129	153.5	11:58:06.659



F4Spain

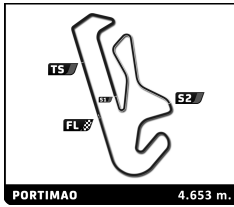
ROUND 2 - PORTIMAO

Race 1

Sector Analysis

Lap under Red Flag — Invalidated Lap ■ Personal Best ■ Session Best B Crossing the pit lane

Lap	Time	Sector 1	Sector 2	Sector 3	Kph	Elapsed	Lap	Time	Sector 1	Sector 2	Sector 3	Kph	Elapsed
44 Elliot KACZYNSKI SWE							TATUUS T-421						
Drivex													
1	1:53.326	38.280	35.764	39.282	147.8	11:05:58.602	15	1:53.284	34.334	34.665	44.285	147.9	11:53:47.203
2	1:47.411	34.276	34.531	38.604	156.0	11:07:46.013	16	2:35.024	53.656	42.241	59.127	108.1	11:56:22.227
3	2:09.431	37.652	38.944	52.835	129.4	11:09:55.444	17	2:14.119	35.161	54.181	44.777	124.9	11:58:36.346
4	3:12.633 B	47.889	48.906	1:35.838	87.0	11:13:08.077							
5	20:58.164	...	47.409	1:03.201	13.3	11:34:06.241							
6	2:24.786 B	35.724	1:02.478	46.584	115.7	11:36:31.027							
7	2:42.730	1:28.328	35.555	38.847	102.9	11:39:13.757							
8	1:53.741	34.170	34.107	45.464	147.3	11:41:07.498							
9	1:47.726	34.348	34.642	38.736	155.5	11:42:55.224							
10	1:48.244	34.409	34.928	38.907	154.8	11:44:43.468							
11	1:48.332	34.542	34.593	39.197	154.6	11:46:31.800							
12	1:47.906	34.194	34.225	39.487	155.2	11:48:19.706							
13	1:47.825	34.089	34.576	39.160	155.4	11:50:07.531							
14	1:48.111	34.404	34.748	38.959	154.9	11:51:55.642							
15	1:53.250	33.791	34.786	44.673	147.9	11:53:48.892							
16	2:33.724	54.363	41.521	57.840	109.0	11:56:22.616							
17	1:49.965	35.129	35.228	39.608	152.3	11:58:12.581							
46 Nathan TYE GBR							TATUUS T-421						
Drivex													
1	1:49.350	36.299	34.417	38.634	153.2	11:05:54.626							
2	1:46.379	33.834	34.045	38.500	157.5	11:07:41.005							
3	2:08.489	37.363	39.389	51.737	130.4	11:09:49.494							
4	3:05.738 B	47.907	49.162	1:28.669	90.2	11:12:55.232							
5	21:09.474	...	48.685	1:07.274	13.2	11:34:04.706							
6	1:47.955	34.547	34.554	38.854	155.2	11:35:52.661							
7	2:22.944	44.795	48.249	49.900	117.2	11:38:15.605							
8	2:41.394	47.290	51.400	1:02.704	103.8	11:40:56.999							
9	1:46.809	34.096	34.202	38.511	156.8	11:42:43.808							
10	1:46.346	33.742	34.083	38.521	157.5	11:44:30.154							
11	1:46.438	33.761	34.190	38.487	157.4	11:46:16.592							
12	1:46.395	33.790	34.079	38.526	157.4	11:48:02.987							
13	1:46.461	33.767	34.146	38.548	157.3	11:49:49.448							
14	1:46.405	33.754	34.106	38.545	157.4	11:51:35.853							
15	1:48.271	33.823	34.218	40.230	154.7	11:53:24.124							
16	2:53.149	58.758	48.798	1:05.593	96.7	11:56:17.273							
17	1:48.161	34.546	34.828	38.787	154.9	11:58:05.434							
71 Sam URUS MCO							TATUUS T-421						
DXR													
1	1:58.253	42.080	36.205	39.968	141.7	11:06:03.529							
2	1:51.092	34.972	35.371	40.749	150.8	11:07:54.621							
3	2:13.588	39.780	39.942	53.866	125.4	11:10:08.209							
4	3:32.334 B	48.402	46.999	1:56.933	78.9	11:13:40.543							
5	20:28.891	...	36.707	54.977	13.6	11:34:09.434							
6	1:53.177	35.290	35.928	41.959	148.0	11:36:02.611							
7	2:23.894	45.834	49.825	48.235	116.4	11:38:26.505							
8	2:35.596	47.490	49.673	58.433	107.7	11:41:02.101							
9	1:49.105	34.956	34.821	39.328	153.5	11:42:51.206							
10	1:48.846	34.585	34.784	39.477	153.9	11:44:40.052							
11	1:49.054	34.134	34.950	39.970	153.6	11:46:29.106							
12	1:48.782	35.078	34.329	39.375	154.0	11:48:17.888							
13	1:48.098	34.128	34.465	39.505	155.0	11:50:05.986							
14	1:47.933	34.279	34.547	39.107	155.2	11:51:53.919							
73 Fausto ARNAUDO ARG							TATUUS T-421						
Monlau Motorsport													
1	1:56.478	41.161	35.514	39.803	143.8	11:06:01.754							
2	1:50.427	34.606	34.842	40.979	151.7	11:07:52.181							
3	2:09.764	38.347	38.548	52.869	129.1	11:10:01.945							
4	3:23.706 B	48.679	48.263	1:46.764	82.2	11:13:25.651							
5	20:42.500	...	47.590	58.316	13.5	11:34:08.151							
6	1:53.165	35.591	36.168	41.406	148.0	11:36:01.316							
7	2:23.028	45.407	48.926	48.695	117.1	11:38:24.344							
8	2:36.538	46.862	50.890	58.786	107.0	11:41:00.882							
9	1:48.831	34.506	34.831	39.494	153.9	11:42:49.713							
10	1:48.446	34.319	34.416	39.711	154.5	11:44:38.159							
11	1:47.903	34.584	34.389	38.930	155.2	11:46:26.062							
12	1:47.135	33.959	34.258	38.918	156.4	11:48:13.197							
13	1:48.379	34.171	35.085	39.123	154.6	11:50:01.576							
14	1:48.718	34.076	35.105	39.537	154.1	11:51:50.294							
15	1:49.369	34.966	34.496	39.907	153.2	11:53:39.663							
16	2:40.532	54.519	45.108	1:00.905	104.3	11:56:20.195							
17	1:49.922	35.044	35.049	39.829	152.4	11:58:10.117							
74 Pablo RICCOBONO ESP							TATUUS T-421						
GRS Team													
1	2:02.870	48.818	34.859	39.193	136.3	11:06:08.146							
2	1:50.970	34.165	34.266	42.539	150.9	11:07:59.116							
3	2:14.590	39.953	39.273	55.364	124.5	11:10:13.706							
4	3:32.922 B	45.906	45.994	2:01.022	78.7	11:13:46.628							
5	20:24.172	...	37.044	52.460	13.7	11:34:10.800							
6	1:54.485	35.653	35.337	43.495	146.3	11:36:05.285							
7	2:24.187	46.816	49.590	47.781	116.2	11:38:29.472							
8	2:33.316	46.991	49.038	57.287	109.3	11:41:02.788							
9	1:49.090	34.666	34.707	39.717	153.6	11:42:51.878							
10	1:48.473	34.365	34.854	39.254	154.4	11:44:40.351							
11	1:48.424	33.944	34.806	39.674	154.5	11:46:28.775							
12	1:47.565	34.016	34.385	39.164	155.7	11:48:16.340							
13	1:47.802	34.481	34.283	39.038	155.4	11:50:04.142							
14	1:48.676	34.303	34.744	39.629	154.1	11:51:52.818							
15	1:51.840	34.613	34.591	42.636	149.8	11:53:44.658							
16	2:36.945	54.257	43.481	59.207	106.7	11:56:21.603							
17	1:50.870	35.591	35.324	39.955	151.1	11:58:12.473							
77 Andrej PETROVIC SRB							TATUUS T-421						
T-Code by Amtog													
1	1:53.091	38.054	35.783	39.254	148.1	11:05:58.367							
2	1:48.078	34.708	34.671	38.699	155.0	11:07:46.445							
3	2:09.751	37.932	38.770	53.049	129.1	11:09:56.196							
4	3:13.517 B	47.848	48.899	1:36.770	86.6	11:13:09.713							
5	20:56.706	...	47.895	1:02.351	13.3	11:34:06.419							
6	1:49.152	35.337	34.694	39.121	153.5	11:35:55.571							
7	2:22.873	45.126	48.413	49.334	117.2	11:38:18.444							
8	2:39.898	47.195	51.460	1:01.243	104.8	11:40:58.342							
9	1:48.362	34.296	35.092	38.974	154.6	11:42:46.704							
10	1:46.950	34.031	34.197	38.722	156.6	11:44:33.654							
11	1:46.262	33.861	33.921	38.480	157.6	11:46:19.916							



F4Spain

ROUND 2 - PORTIMAO

Race 1

Sector Analysis

Lap under Red Flag _ Invalidated Lap ■ Personal Best ■ Session Best **B** Crossing the pit lane

Lap	Time	Sector 1	Sector 2	Sector 3	Kph	Elapsed	Lap	Time	Sector 1	Sector 2	Sector 3	Kph	Elapsed
12	1:45.889	33.538	33.920	38.431	158.2	11:48:05.805	10	1:47.364	34.172	34.485	38.707	156.0	11:44:33.897
13	1:46.940	33.701	34.063	39.176	156.6	11:49:52.745	11	<u>1:47.415</u>	34.168	<u>34.748</u>	38.499	155.9	11:46:21.312
14	1:47.569	34.229	34.498	38.842	155.7	11:51:40.314	12	1:46.277	33.780	33.851	38.646	157.6	11:48:07.589
15	1:46.985	33.914	33.974	39.097	156.6	11:53:27.299	13	1:46.339	33.931	33.825	38.583	157.5	11:49:53.928
16	2:50.637	57.810	48.251	1:04.576	98.2	11:56:17.936	14	1:46.863	33.954	34.190	38.719	156.8	11:51:40.791

78	María NETO	PRT				
TC Racing		TATUUS T-421				
1	1:57.556	41.473	36.142	39.941	142.5	11:06:02.832
2	1:54.094	35.113	35.610	43.371	146.8	11:07:56.926
3	2:25.763	38.380	39.790	1:07.593	114.9	11:10:22.689
4	3:27.307 B	39.145	44.916	2:03.246	80.8	11:13:49.996
5	20:19.703	...	36.618	54.822	13.7	11:34:09.699
6	1:56.530	36.659	35.117	44.754	143.7	11:36:06.229
7	2:23.821	46.496	49.475	47.850	116.5	11:38:30.050
8	2:33.011	46.974	48.967	57.070	109.5	11:41:03.061
9	<u>2:04.185</u> B	<u>34.643</u>	<u>41.682</u>	47.860	134.9	11:43:07.246
10	2:42.145	1:28.459	34.576	39.110	103.3	11:45:49.391
11	1:47.623	34.144	34.361	39.118	155.6	11:47:37.014
12	<u>1:47.737</u>	<u>34.341</u>	<u>34.437</u>	38.959	155.5	11:49:24.751
13	1:47.728	34.244	34.443	39.041	155.5	11:51:12.479
14	1:48.014	34.194	34.788	39.032	155.1	11:53:00.493
15	1:47.661	34.156	34.490	39.015	155.6	11:54:48.154
16	1:47.624	34.140	34.480	39.004	155.6	11:56:35.778
17	1:49.065	34.204	35.224	39.637	153.6	11:58:24.843

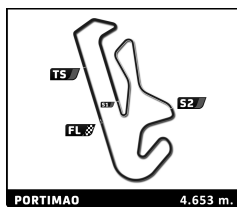
80	Sebastián FRIGOLET	MEX				
DXR		TATUUS T-421				
1	1:58.521	41.775	36.040	40.706	141.3	11:06:03.797
2	<u>1:55.405</u>	36.031	<u>34.962</u>	44.412	145.1	11:07:59.202
3	2:21.405	40.686	39.407	1:01.312	118.5	11:10:20.607
4	3:28.374 B	40.090	45.464	2:02.820	80.4	11:13:48.981
5	20:21.971	...	36.589	51.571	13.7	11:34:10.952
6	<u>2:00.274</u>	36.146	<u>37.336</u>	46.792	139.3	11:36:11.226
7	2:25.079	47.751	51.161	46.167	115.5	11:38:36.305
8	2:29.724	47.029	47.265	55.430	111.9	11:41:06.029
9	1:48.380	34.384	34.701	39.295	154.6	11:42:54.409
10	<u>1:49.477</u>	34.947	<u>35.572</u>	38.958	153.0	11:44:43.886
11	1:48.253	34.293	34.769	39.191	154.7	11:46:32.139
12	1:48.470	34.495	35.086	38.889	154.4	11:48:20.609
13	1:49.134	34.642	35.096	39.396	153.5	11:50:09.743
14	1:48.257	33.919	34.952	39.386	154.7	11:51:58.000
15	1:53.201	34.062	35.567	43.572	148.0	11:53:51.201
16	<u>2:32.010</u>	<u>54.310</u>	40.671	57.029	110.2	11:56:23.211
17	1:52.209	35.593	36.713	39.903	149.3	11:58:15.420

81	Noah MONTEIRO	PRT				
Griffin Core		TATUUS T-421				
1	1:48.624	35.881	34.257	38.486	154.2	11:05:53.900
2	1:46.198	33.853	33.875	38.470	157.7	11:07:40.098
3	2:08.803	36.761	40.414	51.628	130.0	11:09:48.901
4	3:04.878 B	47.424	49.596	1:27.858	90.6	11:12:53.779
5	21:10.621	...	48.766	1:07.411	13.2	11:34:04.400
6	1:47.639	34.594	34.341	38.704	155.6	11:35:52.039
7	2:23.134	44.868	48.351	49.915	117.0	11:38:15.173
8	2:41.769	47.302	51.396	1:03.071	103.5	11:40:56.942
9	<u>1:49.591</u>	<u>35.053</u>	35.492	39.046	152.8	11:42:46.533

88	Miki BLASCOS	ESP				
Monlau Motorsport		TATUUS T-421				
1	1:55.074	39.711	35.318	40.045	145.6	11:06:00.350
2	1:48.127	34.585	34.330	39.212	154.9	11:07:48.477
3	2:08.889	37.835	38.277	52.777	130.0	11:09:57.366
4	3:15.473 B	48.220	48.943	1:38.310	85.7	11:13:12.839
5	20:54.054	...	47.874	1:01.509	13.4	11:34:06.893

94	Jorden MOODLEY	ZAF				
G4 Racing		TATUUS T-421				
1	1:58.723	43.059	35.462	40.202	141.1	11:06:03.999

96	Andre RODRIGUEZ	USA				
GRS Team		TATUUS T-421				
1	1:57.981	41.996	35.929	40.056	142.0	11:06:03.257
2	<u>1:55.901</u>	<u>34.734</u>	<u>35.614</u>	45.553	144.5	11:07:59.158
3	2:32.816 B	41.662	39.892	1:11.262	109.6	11:10:31.974
4	23:40.146	...	36.535	51.057	11.8	11:34:12.120
5	1:56.857	35.084	36.046	45.727	143.3	11:36:08.977
6	2:23.702	47.428	50.181	46.093	116.6	11:38:32.679
7	2:32.270	48.232	48.048	55.990	110.0	11:41:04.949
8	1:48.528	34.508	34.770	39.250	154.3	11:42:53.477
9	1:48.649	34.348	35.124	39.177	154.2	11:44:42.126
10	<u>1:49.642</u>	<u>34.417</u>	35.034	40.191	152.8	11:46:31.768
11	1:48.791	34.781	34.851	39.159	154.0	11:48:20.559
12	1:48.719	34.509	34.990	39.220	154.1	11:50:09.278
13	1:48.390	34.145	34.995	39.250	154.5	11:51:57.668
14	2:29.215 B	34.148	55.011	1:00.056	112.3	11:54:26.883

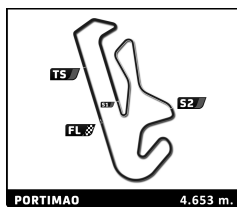


F4Spain ROUND 2 - PORTIMAO Race 1

Amended

Track Limits Analysis

No	Driver	Team	T.L. Nr	Camera	Lap	Time
5	Daniel MOTA	TC Racing	1	Turn 1	9	11:41:17.374
5	Daniel MOTA	TC Racing	2	Turn 1	10	11:43:05.516
5	Daniel MOTA	TC Racing	3	Turn 1	15	11:52:10.691
Total Infractions:						3
7	Felipe REIJS	MP Motorsport	1	Turn 5	6	11:34:52.311
7	Felipe REIJS	MP Motorsport	2	Turn 5	9	11:41:42.892
7	Felipe REIJS	MP Motorsport	3	Turn 5	10	11:43:30.762
7	Felipe REIJS	MP Motorsport	4	Turn 5	12	11:47:07.113
7	Felipe REIJS	MP Motorsport	5	Turn 5	15	11:52:32.443
Total Infractions:						5
8	Jacob MICALLEF	Campos Racing	1	Turn 1	11	11:44:57.361
8	Jacob MICALLEF	Campos Racing	2	Turn 5	12	11:47:10.720
8	Jacob MICALLEF	Campos Racing	3	Turn 1	17	11:56:36.360
Total Infractions:						3
9	Jean Paul KARRAS	G4 Racing	1	Turn 5	6	11:34:49.838
Total Infractions:						1
10	Luna FLUXÁ	Campos Racing	1	Turn 1	8	11:41:17.374
10	Luna FLUXÁ	Campos Racing	2	Turn 5	10	11:45:22.642
10	Luna FLUXÁ	Campos Racing	3	Turn 5	11	11:47:10.720
10	Luna FLUXÁ	Campos Racing	4	Turn 1	14	11:52:05.518
10	Luna FLUXÁ	Campos Racing	5	Turn 5	14	11:52:34.833
10	Luna FLUXÁ	Campos Racing	6	Turn 5	16	11:57:02.504
Total Infractions:						6
11	Rahim ALIBHAI	Monlau Motorsport	1	Turn 5	2	11:06:43.061
11	Rahim ALIBHAI	Monlau Motorsport	2	Turn 5	6	11:34:52.311
11	Rahim ALIBHAI	Monlau Motorsport	3	Turn 4	15	11:52:20.515
11	Rahim ALIBHAI	Monlau Motorsport	4	Turn 5	17	11:57:02.504
Total Infractions:						4
12	Philippe Armand KARRAS	G4 Racing	1	Turn 5	6	11:34:47.306
12	Philippe Armand KARRAS	G4 Racing	2	Turn 1	9	11:41:11.902
12	Philippe Armand KARRAS	G4 Racing	3	Turn 5	17	11:57:00.309
12	Philippe Armand KARRAS	G4 Racing	4	Turn 4	17	11:56:46.451
Total Infractions:						4
13	Rodrigo MARTÍNEZ	Tecnicar	1	Turn 4	9	11:41:34.974
13	Rodrigo MARTÍNEZ	Tecnicar	2	Turn 1	9	11:41:19.707
13	Rodrigo MARTÍNEZ	Tecnicar	3	Turn 5	13	11:49:03.695
13	Rodrigo MARTÍNEZ	Tecnicar	4	Turn 1	14	11:50:24.385
Total Infractions:						4
15	Jensen BURNETT	KCL Motorsport	1	Turn 1	3	11:08:03.635
15	Jensen BURNETT	KCL Motorsport	2	Turn 1	9	11:41:11.902
15	Jensen BURNETT	KCL Motorsport	3	Turn 5	17	11:57:01.574
Total Infractions:						3
17	Nacho TUÑÓN	T-Code by Amtog	1	Turn 5	6	11:34:47.306
17	Nacho TUÑÓN	T-Code by Amtog	2	Turn 5	17	11:56:58.302
Total Infractions:						2
18	Zoe FLORESCU	Tecnicar	1	Turn 1	6	11:34:21.088
18	Zoe FLORESCU	Tecnicar	2	Turn 5	6	11:34:49.838
18	Zoe FLORESCU	Tecnicar	3	Turn 5	11	11:45:18.834
18	Zoe FLORESCU	Tecnicar	4	Turn 1	12	11:46:39.092
18	Zoe FLORESCU	Tecnicar	5	Turn 5	12	11:47:07.113
Total Infractions:						5
21	Borys LYZEN	KCL Motorsport	1	Turn 1	10	11:42:56.039
21	Borys LYZEN	KCL Motorsport	2	Turn 1	13	11:48:15.156



F4Spain

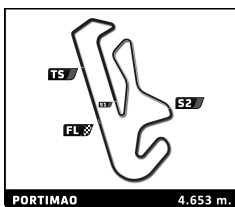
ROUND 2 - PORTIMAO

Race 1

Amended

Track Limits Analysis

No	Driver	Team	T.L. Nr	Camera	Lap	Time	
							Total Infractions: <input type="text" value="2"/>
22	Vivek KANTHAN	Griffin Core	1	Turn 1	6	11:34:18.752	
22	Vivek KANTHAN	Griffin Core	2	Turn 1	11	11:44:44.180	
22	Vivek KANTHAN	Griffin Core	3	Turn 1	17	11:56:30.255	
							Total Infractions: <input type="text" value="3"/>
23	Rocco CORONEL	MP Motorsport	1	Turn 1	10	11:42:59.509	
23	Rocco CORONEL	MP Motorsport	2	Turn 5	10	11:43:27.490	
23	Rocco CORONEL	MP Motorsport	3	Turn 1	12	11:46:35.758	
							Total Infractions: <input type="text" value="3"/>
24	Beau LOWETTE	TC Racing	1	Turn 4	6	11:34:36.885	
24	Beau LOWETTE	TC Racing	2	Turn 1	9	11:41:15.236	
24	Beau LOWETTE	TC Racing	3	Turn 5	10	11:43:34.161	
24	Beau LOWETTE	TC Racing	4	Turn 4	15	11:52:18.914	
							Total Infractions: <input type="text" value="4"/>
25	Aleix PIÑERA	Tecnicar	1	Turn 1	2	11:06:11.625	
25	Aleix PIÑERA	Tecnicar	2	Turn 1	12	11:46:35.758	
							Total Infractions: <input type="text" value="2"/>
27	Yuzuki SATO	Monlau Motorsport	1	Turn 1	6	11:34:24.022	
27	Yuzuki SATO	Monlau Motorsport	2	Turn 5	10	11:43:34.161	
27	Yuzuki SATO	Monlau Motorsport	3	Turn 1	12	11:46:43.766	
27	Yuzuki SATO	Monlau Motorsport	4	Turn 5	12	11:47:10.720	
							Total Infractions: <input type="text" value="4"/>
28	Max RADECK	DXR	1	Turn 5	2	11:06:43.061	
28	Max RADECK	DXR	2	Turn 1	10	11:43:03.113	
28	Max RADECK	DXR	3	Turn 4	15	11:52:17.309	
							Total Infractions: <input type="text" value="3"/>
32	Simón BULBARELLA	Drivex	1	Turn 5	2	11:06:40.620	
32	Simón BULBARELLA	Drivex	2	Turn 1	9	11:41:11.902	
32	Simón BULBARELLA	Drivex	3	Turn 1	10	11:43:02.046	
32	Simón BULBARELLA	Drivex	4	Turn 1	12	11:47:33.449	
							Total Infractions: <input type="text" value="4"/>
37	Ty FISHER	Griffin Core	1	Turn 1	3	11:07:55.888	
37	Ty FISHER	Griffin Core	2	Turn 1	9	11:41:11.902	
37	Ty FISHER	Griffin Core	3	Turn 1	12	11:46:35.758	
							Total Infractions: <input type="text" value="3"/>
38	Daniel KELLEHER	Campos Racing	1	Turn 5	6	11:34:47.306	
							Total Infractions: <input type="text" value="1"/>
40	Kasper SCHORMANS	MP Motorsport	1	Turn 1	9	11:41:09.567	
40	Kasper SCHORMANS	MP Motorsport	2	Turn 1	15	11:51:49.902	
							Total Infractions: <input type="text" value="2"/>
44	Elliot KACZYNSKI	Drivex	1	Turn 1	2	11:06:11.625	
44	Elliot KACZYNSKI	Drivex	2	Turn 1	6	11:34:18.752	
44	Elliot KACZYNSKI	Drivex	3	Turn 5	6	11:34:47.306	
44	Elliot KACZYNSKI	Drivex	4	Turn 1	13	11:48:31.171	
44	Elliot KACZYNSKI	Drivex	5	Turn 1	15	11:52:08.355	
44	Elliot KACZYNSKI	Drivex	6	Turn 5	15	11:52:34.833	
							Total Infractions: <input type="text" value="6"/>
71	Sam URUS	DXR	1	Turn 4	10	11:43:18.777	
							Total Infractions: <input type="text" value="1"/>
73	Fausto ARNAUDO	Monlau Motorsport	1	Turn 1	6	11:34:21.088	
73	Fausto ARNAUDO	Monlau Motorsport	2	Turn 1	9	11:41:14.306	



F4Spain

ROUND 2 - PORTIMAO

Race 1

Amended


Track Limits Analysis

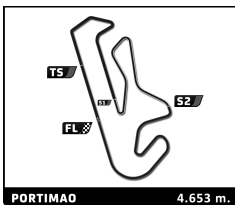
No	Driver	Team	T.L. Nr	Camera	Lap	Time
73	Fausto ARNAUDO	Monlau Motorsport	3	Turn 1	12	11:46:39.092
						Total Infractions: <input type="text" value="3"/>
74	Pablo RICCOBONO	GRS Team	1	Turn 1	10	11:43:05.516
74	Pablo RICCOBONO	GRS Team	2	Turn 1	13	11:48:29.437
74	Pablo RICCOBONO	GRS Team	3	Turn 4	15	11:52:18.914
74	Pablo RICCOBONO	GRS Team	4	Turn 5	17	11:57:02.504
						Total Infractions: <input type="text" value="4"/>
77	Andrej PETROVIC	T-Code by Amtog	1	Turn 1	6	11:34:18.752
77	Andrej PETROVIC	T-Code by Amtog	2	Turn 1	9	11:41:11.902
77	Andrej PETROVIC	T-Code by Amtog	3	Turn 5	10	11:43:25.092
77	Andrej PETROVIC	T-Code by Amtog	4	Turn 1	10	11:42:59.509
						Total Infractions: <input type="text" value="4"/>
78	Maria NETO	TC Racing	1	Turn 4	9	11:41:29.770
78	Maria NETO	TC Racing	2	Turn 5	9	11:41:42.892
78	Maria NETO	TC Racing	3	Turn 1	12	11:47:49.968
						Total Infractions: <input type="text" value="3"/>
80	Sebastián FRIGOLET	DXR	1	Turn 5	2	11:06:45.382
80	Sebastián FRIGOLET	DXR	2	Turn 5	6	11:34:54.611
80	Sebastián FRIGOLET	DXR	3	Turn 5	10	11:43:36.570
80	Sebastián FRIGOLET	DXR	4	Turn 1	16	11:54:05.371
						Total Infractions: <input type="text" value="4"/>
81	Noah MONTEIRO	Griffin Core	1	Turn 1	9	11:41:09.567
81	Noah MONTEIRO	Griffin Core	2	Turn 5	11	11:45:13.765
81	Noah MONTEIRO	Griffin Core	3	Turn 1	15	11:51:53.507
81	Noah MONTEIRO	Griffin Core	4	Turn 1	17	11:56:30.255
						Total Infractions: <input type="text" value="4"/>
96	Andre RODRIGUEZ	GRS Team	1	Turn 4	2	11:06:29.956
96	Andre RODRIGUEZ	GRS Team	2	Turn 8	2	11:07:01.016
96	Andre RODRIGUEZ	GRS Team	3	Turn 5	2	11:06:45.382
96	Andre RODRIGUEZ	GRS Team	4	Turn 1	10	11:44:54.960
						Total Infractions: <input type="text" value="4"/>

TOTAL TRACK LIMITS: 104

Published at:18:05.....

Track Limits Operator:
Daphne FERNÁNDEZ
OD-1537-ESP-CAT



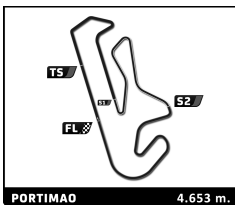
F4Spain

ROUND 2 - PORTIMAO

Race 1

Provisional Race Director Report

Hour	Flag	Message
10:41:37		F4 R1 - PIT LANE WILL BE OPEN AT 10:50
10:48:00		FAST LANE OPEN
10:50:02		PIT LANE OPEN
10:54:35		CAR #?96 CHECK TRANSPONDER - LOW BATTERY
10:54:42		CAR #96 CHECK TRANSPONDER - LOW BATTERY
10:55:02		5 MINUTES BOARD - PIT LANE CLOSED
10:57:03		3 MINUTES BOARD
10:59:02		1 MINUTE BOARD
10:59:56		15 SECONDS BOARD
11:00:07		GREEN FLAG - FORMATION LAP
11:04:37		STARTING PROCEDURE UNDER INVESTIGATION
11:07:34	YF	YELLOW FLAG AT TURN 13
11:08:02	SF	SAFETY CAR
11:08:29		IN T13 EXIT KEEP ON THE LHS
11:10:48	RF	RED FLAG
11:11:27		SAFETY CAR & CONVOY THROUGH SHORTCUT ON T13
11:11:43		FOLLOWING SC IN T13 KEEP ON THE LHS
11:24:03		SESSION WILL RESUME BEHIND SAFETY CAR AT 11:26 TBC
11:24:08		SESSION WILL RESUME BEHIND SAFETY CAR AT 11:26 TBC
11:25:24		SESSION WILL RESUME BEHIND SAFETY CAR AT 11:26 CONFIRMED
11:26:04		5 MINUTES BOARD
11:28:01		3 MINUTES BOARD
11:30:00		1 MINUTE BOARD
11:30:45		15 SECONDS BOARD
11:32:55		SAFETY CAR IN THIS LAP
11:33:54	GF	GREEN FLAG
11:35:06	YF	YELLOW FLAG AT TURN 5
11:35:19	GF	GREEN FLAG
11:35:28	YF	YELLOW FLAG AT TURN 9
11:35:44	SF	SAFETY CAR
11:35:51		INCIDENT INVOLVING CAR #44 ON T5 NOTED
11:36:03		INCIDENT INVOLVING CAR #88 ON T9 NOTED
11:36:30		FOLLOWING SC IN T9 KEEP ON THE LHS
11:37:57		DEBRIS ON TRACK T5
11:38:48		TRACK IS CLEAR - T
11:38:53		TRACK IS CLEAR - T5
11:39:43		SAFETY CAR IN THIS LAP
11:40:46	GF	GREEN FLAG
11:42:12		INCIDENT INVOLVING CARS #94 #10 ON T13 NOTED
11:42:28		SC PROCEDURE AFTER INVESTIGATION - NFA
11:45:50		INCIDENT INVOLVING CARS #23 #81 ON T5 NOTED
11:46:06		INCIDENT INVOLVING CARS #11 ON T5 NOTED
11:52:44	YF	YELLOW FLAG AT TURN 5
11:53:07	SF	SAFETY CAR
11:53:27		INCIDENT INVOLVING CARS #39 ON T5 NOTED
11:54:03		FOLLOWING SC IN T5 THROUGH FIM LAYOUT
11:55:01		SAFETY CAR IN THIS LAP




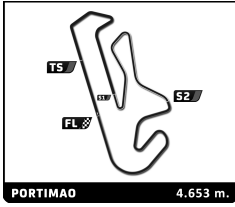
F4Spain
ROUND 2 - PORTIMAO
Race 1

Provisional Race Director Report

Hour	Flag	Message
11:56:06	GF	GREEN FLAG
11:57:06	YF	YELLOW FLAG AT TURN 5
11:57:25	GF	GREEN FLAG
11:57:43	YF	YELLOW FLAG AT TURN 11.2
11:57:44	YF	YELLOW FLAG AT TURN 10 - 11,11.2
11:58:02		CHEQUERED FLAG
11:59:01		TOP 3 OVERALL TOP 3 ROOKIE & FIRST FEMALE PROCEED TO THE PODIUM AREA - CARS #21 #46 #40 #38 #11
11:59:32		CARS & DRIVERS #21 #46 #40 STAY ON PODIUM AREA FOR POSTERIOR SCRUTINEERING
11:59:53		DRIVERS #12 #13 #15 #17 #18 PLEASE PROCEED TO SCRUTINEERING BAY FOR EQUIPMENT CHECKS AFTER
12:01:52		INCIDENT INVOLVING CARS #71 ON T5 NOTED

Published at: ...12:00.....

<p>Race Director: Luis GONZÁLEZ</p> 	<p>Timekeeper: Alberto ESTÉBANEZ</p> 
---	--

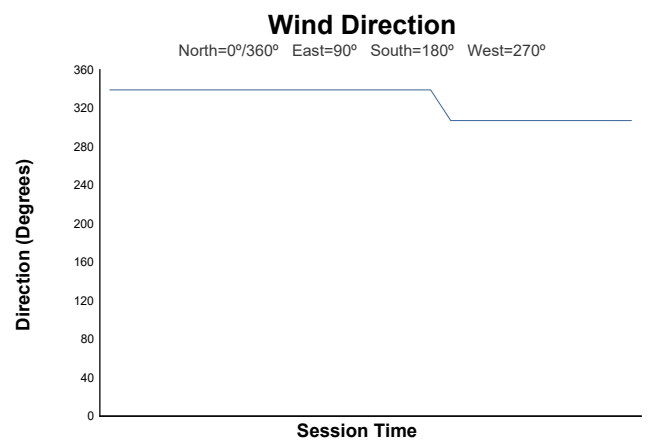
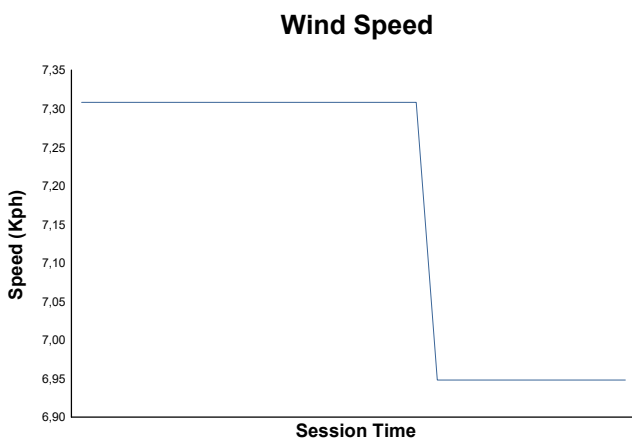
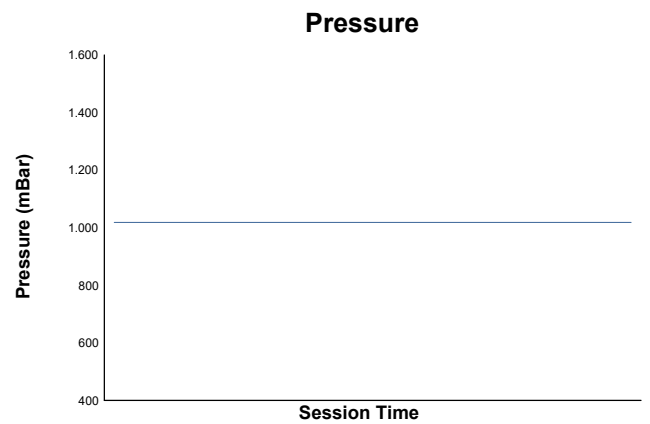
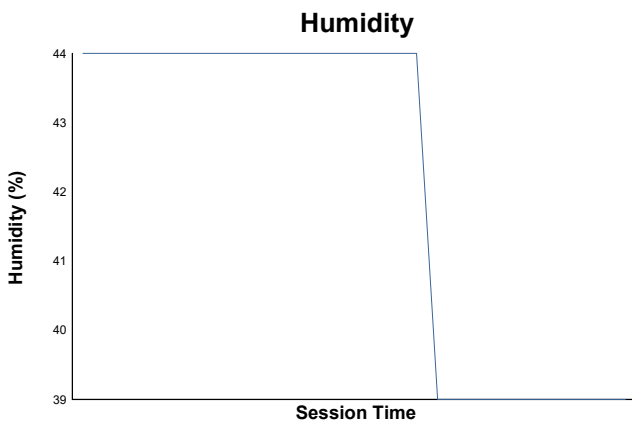
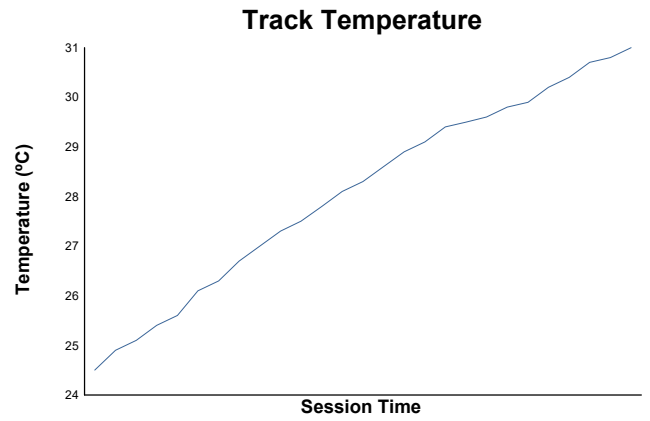
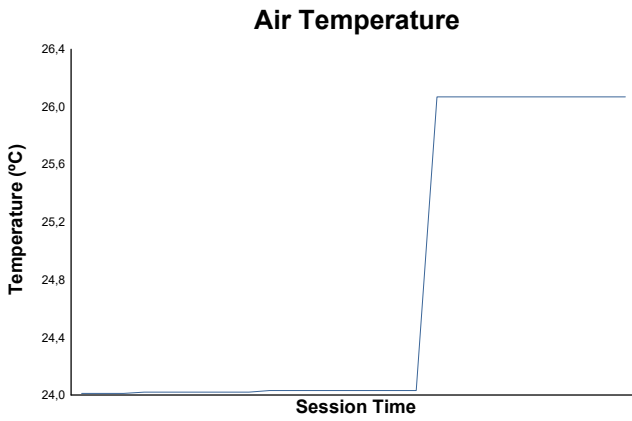


ROUND 2 - PORTIMAO

F4Spain

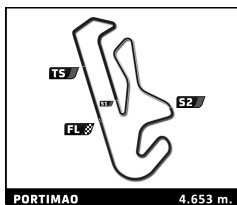
Race 1

Weather Report



Track Status: **DRY**









F4Spain
ROUND 2 - PORTIMAO
Race 2 (25 Minutes +1 Lap)

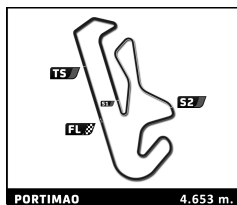
Final Starting Grid

1:47.825 Rodrigo MARTÍNEZ	Tecnicar	13	- 18 -	94	G4 Racing	Jorden MOODLEY	1:47.322
1:47.294 Andre RODRIGUEZ	GRS Team	96	- 17 -	78	TC Racing	Maria NETO	1:47.038
1:46.942 Alfons MIETTINEN	GRS Team	83	- 16 -	71	DXR	Sam URUS	1:46.730
1:46.594 Fausto ARNAUDO	Monlau Motorsport	73	- 15 -	74	GRS Team	Pablo RICCOBONO	1:46.565
1:46.534 Sebastián FRIGOLET	DXR	80	- 14 -	5	TC Racing	Daniel MOTA	1:46.341
1:46.289 Louis COCHET	KCL Motorsport	39	- 13 -	24	TC Racing	Beau LOWETTE	1:46.235
1:46.233 Jean Paul KARRAS	G4 Racing	9	- 12 -	27	Monlau Motorsport	Yuzuki SATO	1:46.139
1:46.129 Felipe REIJS	MP Motorsport	7	- 11 -	18	Tecnicar	Zoe FLORESCU	1:46.060
1:46.059 Rahim ALIBHAI	Monlau Motorsport	11	- 10 -	15	KCL Motorsport	Jensen BURNETT	1:45.960
1:45.949 Philippe Armand KARRAS	G4 Racing	12	- 9 -	28	DXR	Max RADECK	1:45.865
1:45.811 Miki BLASCOS	Monlau Motorsport	88	- 8 -	32	Drivex	Simón BULBARELLA	1:45.679
1:45.657 Elliot KACZYNSKI	Drivex	44	- 7 -	10	Campos Racing	Luna FLUXÁ	1:45.643
1:45.509 Nacho TUÑÓN	T-Code by Amtog	17	- 6 -	22	Griffin Core	Vivek KANTHAN	1:45.496
1:45.463 Aleix PIÑERA	Tecnicar	25	- 5 -	38	Campos Racing	Daniel KELLEHER	1:45.401
1:45.376 Jacob MICALLEF	Campos Racing	8	- 4 -	23	MP Motorsport	Rocco CORONEL	1:45.361
1:45.349 Andrej PETROVIC	T-Code by Amtog	77	- 3 -	37	Griffin Core	Ty FISHER	1:45.295
1:45.254 Nathan TYE	Drivex	46	- 2 -	40	MP Motorsport	Kasper SCHORMANS	1:45.252
1:45.165 Borys LYZEN	KCL Motorsport	21	- 1 -	81	Griffin Core	Noah MONTEIRO	1:45.163

Pole

Published at:13:15.....

 Mr. Dennis Dean Chair of the Stewards	 Mrs. Noelia Franco Steward	 Mr. Luis Pereira Steward	Timekeeper: Alberto ESTÉBANEZ 
---	--	--	--



F4Spain

ROUND 2 - PORTIMAO

Race 2 (25 Minutes + 1 Lap)

Final Classification





No	Driver	Nat	Team	Car	Cl.	Laps	Total Time	Gap	Kph	Best Lap		
										Lap	Time	Kph
1	21 Borys LYZEN	POL	KCL Motorsport	TATUUS T-421	R	12	27:00.841	-	124.0	12	1:47.111	156.4
2	77 Andrej PETROVIC	SRB	T-Code by Amtog	TATUUS T-421		12	27:02.165	+1.324	123.9	11	1:47.261	156.2
3	81 Noah MONTEIRO	PRT	Griffin Core	TATUUS T-421		12	27:02.263	+1.422	123.9	4	1:47.496	155.8
4	40 Kasper SCHORMANS	NLD	MP Motorsport	TATUUS T-421	R	12	27:02.341	+1.500	123.9	12	1:47.395	156.0
5	23 Rocco CORONEL	NLD	MP Motorsport	TATUUS T-421	R	12	27:05.058	+4.217	123.7	5	1:47.741	155.5
6	17 Nacho TUÑÓN	ESP	T-Code by Amtog	TATUUS T-421		12	27:05.097	+4.256	123.7	11	1:47.824	155.4
7	46 Nathan TYE	GBR	Drivex	TATUUS T-421		12	27:03.724	+2.883	123.8	5	1:47.795	155.4
8	8 Jacob MICALLEF	MLT	Campos Racing	TATUUS T-421	R	12	27:05.608	+4.767	123.7	12	1:47.839	155.3
9	38 Daniel KELLEHER	IRL	Campos Racing	TATUUS T-421	R	12	27:05.912	+5.071	123.6	12	1:47.511	155.8
10	37 Ty FISHER	CAN	Griffin Core	TATUUS T-421	R	12	27:05.235	+4.394	123.7	11	1:47.972	155.1
11	22 Vivek KANTHAN	USA	Griffin Core	TATUUS T-421		12	27:07.299	+6.458	123.5	5	1:47.876	155.3
12	44 Elliot KACZYNSKI	SWE	Drivex	TATUUS T-421	R	12	27:08.010	+7.169	123.5	4	1:48.344	154.6
13	88 Miki BLASCOS	ESP	Monlau Motorsport	TATUUS T-421	R	12	27:08.214	+7.373	123.5	5	1:48.208	154.8
14	12 Philippe Armand KARRAS	GRC	G4 Racing	TATUUS T-421		12	27:08.424	+7.583	123.4	5	1:47.793	155.4
15	15 Jensen BURNETT	CAN	KCL Motorsport	TATUUS T-421	R	12	27:08.666	+7.825	123.4	5	1:47.836	155.3
16	25 Aleix PIÑERA	ESP	Tecnicar	TATUUS T-421	R	12	27:08.941	+8.100	123.4	12	1:47.943	155.2
17	11 Rahim ALIBHAI	USA	Monlau Motorsport	TATUUS T-421	R	12	27:09.205	+8.364	123.4	5	1:47.963	155.2
18	28 Max RADECK	PRT	DXR	TATUUS T-421	R	12	27:10.629	+9.788	123.3	4	1:49.084	153.6
19	39 Louis COCHET	NLD	KCL Motorsport	TATUUS T-421	R	12	27:10.798	+9.957	123.3	12	1:48.895	153.8
20	9 Jean Paul KARRAS	GRC	G4 Racing	TATUUS T-421		12	27:10.881	+10.040	123.3	5	1:48.622	154.2
21	18 Zoe FLORESCU	ROU	Tecnicar	TATUUS T-421	R	12	27:11.159	+10.318	123.2	11	1:49.070	153.6
22	73 Fausto ARNAUDO	ARG	Monlau Motorsport	TATUUS T-421	R	12	27:11.478	+10.637	123.2	12	1:48.149	154.9
23	32 Simón BULBARELLA	ARG	Drivex	TATUUS T-421	R	12	27:12.376	+11.535	123.1	12	1:48.532	154.3
24	7 Felipe REIJS	NLD	MP Motorsport	TATUUS T-421	R	12	27:13.021	+12.180	123.1	12	1:47.990	155.1
25	96 Andre RODRIGUEZ	USA	GRS Team	TATUUS T-421		12	27:14.652	+13.811	123.0	12	1:48.708	154.1
26	5 Daniel MOTA	ESP	TC Racing	TATUUS T-421	R	12	27:15.093	+14.252	122.9	11	1:48.647	154.2
27	80 Sebastián FRIGOLET	MEX	DXR	TATUUS T-421	R	12	27:15.249	+14.408	122.9	11	1:48.514	154.4
28	10 Luna FLUXÁ	ESP	Campos Racing	TATUUS T-421	R	12	27:16.522	+15.681	122.8	12	1:48.219	154.8
29	83 Alfons MIETTINEN	FIN	GRS Team	TATUUS T-421	R	12	27:17.943	+17.102	122.7	12	1:48.993	153.7
30	13 Rodrigo MARTÍNEZ	MEX	Tecnicar	TATUUS T-421	R	12	27:18.876	+18.035	122.7	5	1:50.086	152.2
31	78 Maria NETO	PRT	TC Racing	TATUUS T-421	R	12	27:23.803	+22.962	122.3	12	1:48.271	154.7
Not classified												
74	Pablo RICCOBONO	ESP	GRS Team	TATUUS T-421		6	12:40.919			4	1:50.511	151.6
27	Yuzuki SATO	JPN	Monlau Motorsport	TATUUS T-421	R	6	12:41.500			5	1:48.438	154.5
24	Beau LOWETTE	BEL	TC Racing	TATUUS T-421	R	5	10:44.348			5	1:48.710	154.1
71	Sam URUS	MCO	DXR	TATUUS T-421								
Not Started												
94	Jorden MOODLEY	ZAF	G4 Racing	TATUUS T-421								

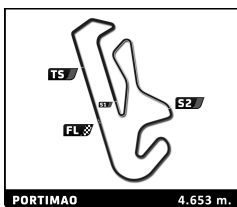
Pole Position:	Noah MONTEIRO	1:45.163	159.3 Kph
Fastest Lap:	Lap12 Borys LYZEN	1:47.111	156.4 Kph

CAR #78 - TIME PENALTY OF 10 SECONDS - STEWARDS DECISION N°17
 CAR #71 - DROP OF 5 GRID POSITIONS IN THE NEXT RACE THE DRIVER PARTICIPATES - STEWARDS DECISION N°18
 CAR #27 - DROP OF 5 GRID POSITIONS IN THE NEXT RACE THE DRIVER PARTICIPATES - STEWARDS DECISION N°19
 CAR #27 - START FROM PIT LANE IN THE NEXT RACE THE DRIVER PARTICIPATES - STEWARDS DECISION N°20
 CAR #24 - DROP OF 5 GRID POSITIONS IN THE NEXT RACE THE DRIVER PARTICIPATES - STEWARDS DECISION N°21
 CAR #46 - DROP OF 2 POSITIONS IN RACE 2 - STEWARDS DECISION N°22
 CAR #37 - DROP OF 2 POSITIONS IN RACE 2 - STEWARDS DECISION N°23

Published at:16:05.....

Track Status: **DRY**

 Mr. Dennis Dean Chair of the Stewards	 Mrs. Noelia Franco Steward	 Mr. Luis Pereira Steward	Timekeeper: Alberto ESTÉBANEZ 
---	--	--	--



F4Spain

ROUND 2 - PORTIMAO

Race 2 (25 Minutes + 1 Lap)





Final Classification by Class

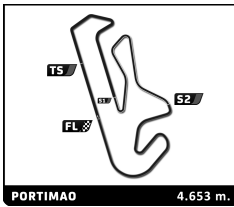
R	No	Driver	Nat	Team	Car	Laps	Total Time	Gap	Kph	Best Lap		
										Lap	Time	Kph
1	21	Borys LYZEN	POL	KCL Motorsport	TATUUS T-421	12	27:00.841		124.0	12	1:47.111	156.4
2	40	Kasper SCHORMANS	NLD	MP Motorsport	TATUUS T-421	12	27:02.341	+1.500	123.9	12	1:47.395	156.0
3	23	Rocco CORONEL	NLD	MP Motorsport	TATUUS T-421	12	27:05.058	+4.217	123.7	5	1:47.741	155.5
4	8	Jacob MICALLEF	MLT	Campos Racing	TATUUS T-421	12	27:05.608	+4.767	123.7	12	1:47.839	155.3
5	38	Daniel KELLEHER	IRL	Campos Racing	TATUUS T-421	12	27:05.912	+5.071	123.6	12	1:47.511	155.8
6	37	Ty FISHER	CAN	Griffin Core	TATUUS T-421	12	27:05.235	+4.394	123.7	11	1:47.972	155.1
7	44	Elliot KACZYNSKI	SWE	Drivex	TATUUS T-421	12	27:08.010	+7.169	123.5	4	1:48.344	154.6
8	88	Miki BLASCOS	ESP	Monlau Motorsport	TATUUS T-421	12	27:08.214	+7.373	123.5	5	1:48.208	154.8
9	15	Jensen BURNETT	CAN	KCL Motorsport	TATUUS T-421	12	27:08.666	+7.825	123.4	5	1:47.836	155.3
10	25	Aleix PIÑERA	ESP	Tecnicar	TATUUS T-421	12	27:08.941	+8.100	123.4	12	1:47.943	155.2
11	11	Rahim ALIBHAI	USA	Monlau Motorsport	TATUUS T-421	12	27:09.205	+8.364	123.4	5	1:47.963	155.2
12	28	Max RADECK	PRT	DXR	TATUUS T-421	12	27:10.629	+9.788	123.3	4	1:49.084	153.6
13	39	Louis COCHET	NLD	KCL Motorsport	TATUUS T-421	12	27:10.798	+9.957	123.3	12	1:48.895	153.8
14	18	Zoe FLORESCU	ROU	Tecnicar	TATUUS T-421	12	27:11.159	+10.318	123.2	11	1:49.070	153.6
15	73	Fausto ARNAUDO	ARG	Monlau Motorsport	TATUUS T-421	12	27:11.478	+10.637	123.2	12	1:48.149	154.9
16	32	Simón BULBARELLA	ARG	Drivex	TATUUS T-421	12	27:12.376	+11.535	123.1	12	1:48.532	154.3
17	7	Felipe REIJS	NLD	MP Motorsport	TATUUS T-421	12	27:13.021	+12.180	123.1	12	1:47.990	155.1
18	5	Daniel MOTA	ESP	TC Racing	TATUUS T-421	12	27:15.093	+14.252	122.9	11	1:48.647	154.2
19	80	Sebastián FRIGOLET	MEX	DXR	TATUUS T-421	12	27:15.249	+14.408	122.9	11	1:48.514	154.4
20	10	Luna FLUXÁ	ESP	Campos Racing	TATUUS T-421	12	27:16.522	+15.681	122.8	12	1:48.219	154.8
21	83	Alfons MIETTINEN	FIN	GRS Team	TATUUS T-421	12	27:17.943	+17.102	122.7	12	1:48.993	153.7
22	13	Rodrigo MARTÍNEZ	MEX	Tecnicar	TATUUS T-421	12	27:18.876	+18.035	122.7	5	1:50.086	152.2
23	78	Maria NETO	PRT	TC Racing	TATUUS T-421	12	27:23.803	+22.962	122.3	12	1:48.271	154.7
Not classified												
	27	Yuzuki SATO	JPN	Monlau Motorsport	TATUUS T-421	6	12:41.500	6 Laps		5	1:48.438	154.5
	24	Beau LOWETTE	BEL	TC Racing	TATUUS T-421	5	10:44.348	7 Laps		5	1:48.710	154.1

CAR #78 - TIME PENALTY OF 10 SECONDS - STEWARDS DECISION N°17
 CAR #71 - DROP OF 5 GRID POSITIONS IN THE NEXT RACE THE DRIVER PARTICIPATES - STEWARDS DECISION N°18
 CAR #27 - DROP OF 5 GRID POSITIONS IN THE NEXT RACE THE DRIVER PARTICIPATES - STEWARDS DECISION N°19
 CAR #27 - START FROM PIT LANE IN THE NEXT RACE THE DRIVER PARTICIPATES - STEWARDS DECISION N°20
 CAR #24 - DROP OF 5 GRID POSITIONS IN THE NEXT RACE THE DRIVER PARTICIPATES - STEWARDS DECISION N°21
 CAR #46 - DROP OF 2 POSITIONS IN RACE 2 - STEWARDS DECISION N°22
 CAR #37 - DROP OF 2 POSITIONS IN RACE 2 - STEWARDS DECISION N°23

Published at:16:05.....

Track Status: **DRY**

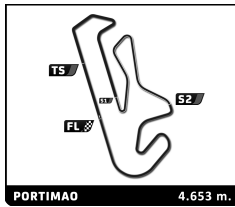
 Mr. Dennis Dean Chair of the Stewards	 Mrs. Noelia Franco Steward	 Mr. Luis Pereira Steward	Timekeeper: Alberto ESTÉBANEZ 
---	--	--	--



F4Spain ROUND 2 - PORTIMAO Race 2

Best Sector Times

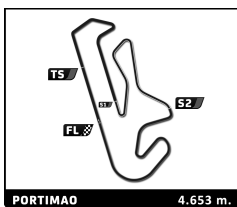
Sector 1			Sector 2			Sector 3			Ideal Lap	Best Lap
Pos	No Driver	Time	No Driver	Time	No Driver	Time	Pos	No Driver		
1	40 K.SCHORMANS	34.021	21 B.LYZEN	34.028	40 K.SCHORMANS	38.790	1	21 B.LYZEN	1:46.890	1:47.111 (1)
2	21 B.LYZEN	34.025	77 A.PETROVIC	34.092	23 R.CORONEL	38.793	2	40 K.SCHORMANS	1:47.077	1:47.395 (3)
3	22 V.KANTHAN	34.039	81 N.MONTEIRO	34.134	21 B.LYZEN	38.837	3	77 A.PETROVIC	1:47.078	1:47.261 (2)
4	17 N.TUÑÓN	34.067	88 M.BLASCOS	34.200	77 A.PETROVIC	38.838	4	81 N.MONTEIRO	1:47.248	1:47.496 (4)
5	44 E.KACZYNSKI	34.084	38 D.KELLEHER	34.207	17 N.TUÑÓN	38.926	5	17 N.TUÑÓN	1:47.263	1:47.824 (9)
6	88 M.BLASCOS	34.095	25 A.PIÑERA	34.251	37 T.FISHER	38.960	6	38 D.KELLEHER	1:47.380	1:47.511 (5)
7	38 D.KELLEHER	34.107	40 K.SCHORMANS	34.266	46 N.TYE	38.971	7	25 A.PIÑERA	1:47.500	1:47.943 (13)
8	25 A.PIÑERA	34.108	23 R.CORONEL	34.269	81 N.MONTEIRO	38.981	8	88 M.BLASCOS	1:47.514	1:48.208 (18)
9	8 J.MICALLEF	34.128	17 N.TUÑÓN	34.270	15 J.BURNETT	39.043	9	46 N.TYE	1:47.540	1:47.795 (8)
10	46 N.TYE	34.129	22 V.KANTHAN	34.312	12 P.KARRAS	39.046	10	23 R.CORONEL	1:47.608	1:47.741 (6)
11	81 N.MONTEIRO	34.133	11 R.ALIBHAI	34.346	38 D.KELLEHER	39.066	11	22 V.KANTHAN	1:47.613	1:47.876 (12)
12	77 A.PETROVIC	34.148	12 P.KARRAS	34.348	11 R.ALIBHAI	39.070	12	11 R.ALIBHAI	1:47.643	1:47.963 (14)
13	28 M.RADECK	34.156	78 M.NETO	34.350	27 Y.SATO	39.082	13	8 J.MICALLEF	1:47.665	1:47.839 (11)
14	11 R.ALIBHAI	34.227	18 Z.FLORESCU	34.367	8 J.MICALLEF	39.082	14	12 P.KARRAS	1:47.708	1:47.793 (7)
15	39 L.COCHET	34.271	7 F.REIJS	34.400	10 L.FLUXÁ	39.130	15	37 T.FISHER	1:47.815	1:47.972 (15)
16	15 J.BURNETT	34.273	46 N.TYE	34.440	25 A.PIÑERA	39.141	16	15 J.BURNETT	1:47.836	1:47.836 (10)
17	73 F.ARNAUDO	34.295	8 J.MICALLEF	34.455	24 B.LOWETTE	39.144	17	44 E.KACZYNSKI	1:47.906	1:48.344 (21)
18	7 F.REIJS	34.304	15 J.BURNETT	34.520	80 S.FRIGOLET	39.171	18	7 F.REIJS	1:47.921	1:47.990 (16)
19	12 P.KARRAS	34.314	37 T.FISHER	34.521	7 F.REIJS	39.217	19	28 M.RADECK	1:48.084	1:49.084 (32)
20	37 T.FISHER	34.334	44 E.KACZYNSKI	34.568	88 M.BLASCOS	39.219	20	73 F.ARNAUDO	1:48.149	1:48.149 (17)
21	78 M.NETO	34.374	73 F.ARNAUDO	34.571	9 J.KARRAS	39.251	21	10 L.FLUXÁ	1:48.150	1:48.219 (19)
22	32 S.BULBARELLA	34.403	39 L.COCHET	34.581	44 E.KACZYNSKI	39.254	22	78 M.NETO	1:48.271	1:48.271 (20)
23	10 L.FLUXÁ	34.418	28 M.RADECK	34.583	22 V.KANTHAN	39.262	23	39 L.COCHET	1:48.352	1:48.895 (29)
24	5 D.MOTA	34.443	32 S.BULBARELLA	34.589	73 F.ARNAUDO	39.283	24	80 S.FRIGOLET	1:48.386	1:48.514 (23)
25	96 A.RODRIGUEZ	34.537	10 L.FLUXÁ	34.602	96 A.RODRIGUEZ	39.319	25	27 Y.SATO	1:48.438	1:48.438 (22)
26	23 R.CORONEL	34.546	80 S.FRIGOLET	34.623	28 M.RADECK	39.345	26	96 A.RODRIGUEZ	1:48.483	1:48.708 (27)
27	83 A.MIETTINEN	34.573	96 A.RODRIGUEZ	34.627	18 Z.FLORESCU	39.395	27	32 S.BULBARELLA	1:48.496	1:48.532 (24)
28	74 P.RICCOBONO	34.583	9 J.KARRAS	34.634	5 D.MOTA	39.438	28	5 D.MOTA	1:48.553	1:48.647 (26)
29	80 S.FRIGOLET	34.592	27 Y.SATO	34.650	74 P.RICCOBONO	39.458	29	18 Z.FLORESCU	1:48.563	1:49.070 (31)
30	27 Y.SATO	34.706	5 D.MOTA	34.672	13 R.MARTÍNEZ	39.461	30	9 J.KARRAS	1:48.622	1:48.622 (25)
31	9 J.KARRAS	34.737	24 B.LOWETTE	34.681	39 L.COCHET	39.500	31	24 B.LOWETTE	1:48.710	1:48.710 (28)
32	13 R.MARTÍNEZ	34.771	13 R.MARTÍNEZ	34.783	32 S.BULBARELLA	39.504	32	83 A.MIETTINEN	1:48.931	1:48.993 (30)
33	18 Z.FLORESCU	34.801	83 A.MIETTINEN	34.835	83 A.MIETTINEN	39.523	33	13 R.MARTÍNEZ	1:49.015	1:50.086 (33)
34	24 B.LOWETTE	34.885	74 P.RICCOBONO	36.136	78 M.NETO	39.547	34	74 P.RICCOBONO	1:50.177	1:50.511 (34)



F4Spain ROUND 2 - PORTIMAO Race 2

Best Top Speed

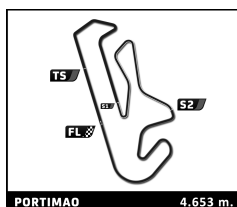
No Driver	Team	Class	Top 1		Top 2		Top 3		Top 4		Top 5		Avg
			Kph	Lap	Kph	Lap	Kph	Lap	Kph	Lap	Kph	Lap	
5 Daniel MOTA	TC Racing	R	242.7	5	238.4	4	234.8	3	232.3	11	231.8	12	236,0
7 Felipe REIJS	MP Motorsport	R	242.7	5	235.3	3	233.8	6	233.3	4	231.8	11	235,4
10 Luna FLUXÁ	Campos Racing	R	242.7	5	236.3	4	234.8	3	234.3	11	229.8	12	235,6
73 Fausto ARNAUDO	Monlau Motorsport	R	241.6	5	239.5	4	238.9	3	234.3	12	233.8	6	237,6
74 Pablo RICCOBONO	GRS Team		241.6	4	240.5	5	235.3	3	233.8	6	172.2	2	224,7
9 Jean Paul KARRAS	G4 Racing		241.1	4	236.8	3	235.3	12	234.8	5	230.3	6	235,7
32 Simón BULBARELLA	Drivex	R	241.1	4	234.3	3	233.8	5	232.8	12	232.8	6	235,0
78 Maria NETO	TC Racing	R	241.1	4	238.9	3	234.3	6	233.8	5	233.3	12	236,3
37 Ty FISHER	Griffin Core	R	240.5	11	236.8	6	236.8	12	234.8	3	232.3	5	236,2
80 Sebastián FRIGOLET	DXR	R	240.0	4	238.9	5	234.8	3	233.3	12	230.8	11	235,6
23 Rocco CORONEL	MP Motorsport	R	239.5	11	234.8	4	234.3	12	231.3	6	229.8	5	233,9
24 Beau LOWETTE	TC Racing	R	239.5	4	238.4	5	233.8	3	187.5	2			224,8
27 Yuzuki SATO	Monlau Motorsport	R	239.5	4	237.9	5	235.3	3	235.3	6	154.5	2	220,5
39 Louis COCHET	KCL Motorsport	R	239.5	4	237.9	12	237.4	5	234.3	11	230.3	3	235,9
88 Miki BLASCOS	Monlau Motorsport	R	239.5	5	235.8	4	234.8	3	233.3	6	233.3	12	235,3
11 Rahim ALIBHAI	Monlau Motorsport	R	238.9	3	238.4	5	235.3	11	234.3	6	233.3	4	236,0
77 Andrej PETROVIC	T-Code by Amtog		238.9	4	232.3	12	231.3	6	230.8	3	230.3	5	232,7
96 Andre RODRIGUEZ	GRS Team		238.9	5	238.4	4	236.8	3	232.8	6	230.8	11	235,5
12 Philippe Armand KARRAS	G4 Racing		238.4	3	236.8	4	236.3	12	234.3	5	231.3	6	235,4
13 Rodrigo MARTÍNEZ	Tecnicar	R	238.4	5	236.3	4	235.8	6	234.8	3	231.8	11	235,4
17 Nacho TUÑÓN	T-Code by Amtog		238.4	5	235.8	6	234.8	12	233.3	4	231.8	11	234,8
25 Aleix PIÑERA	Tecnicar	R	238.4	3	236.8	6	235.8	5	234.8	4	234.3	12	236,0
22 Vivek KANTHAN	Griffin Core		237.9	12	236.8	4	235.3	6	234.8	5	232.3	11	235,4
28 Max RADECK	DXR	R	237.9	4	233.3	11	233.3	12	231.8	5	230.8	6	233,4
83 Alfons MIETTINEN	GRS Team	R	237.9	4	236.3	5	234.8	6	232.8	3	232.8	12	234,9
8 Jacob MICALLEF	Campos Racing	R	237.4	5	232.3	4	232.3	6	230.8	12	228.8	11	232,3
15 Jensen BURNETT	KCL Motorsport	R	237.4	6	236.3	5	236.3	4	236.3	12	234.8	3	236,2
44 Elliot KACZYNSKI	Drivex	R	237.4	4	236.3	5	234.3	12	232.3	6	232.3	11	234,5
40 Kasper SCHORMANS	MP Motorsport	R	236.3	4	235.3	5	235.3	12	233.3	6	229.3	11	233,9
81 Noah MONTEIRO	Griffin Core		236.3	6	232.8	12	228.8	4	227.4	5	227.4	11	230,5
18 Zoe FLORESCU	Tecnicar	R	235.8	4	235.3	3	235.3	5	235.3	12	234.3	6	235,2
38 Daniel KELLEHER	Campos Racing	R	235.8	11	235.8	4	235.3	12	233.8	5	232.8	3	234,7
46 Nathan TYE	Drivex		235.3	11	232.3	5	230.8	6	230.8	4	230.3	3	231,9
21 Borys LYZEN	KCL Motorsport	R	232.8	5	232.8	4	228.8	3	228.3	6	227.8	12	230,1
71 Sam URUS	DXR												
94 Jordan MOODLEY	G4 Racing												



F4Spain
ROUND 2 - PORTIMAO
Race 2

Lap Chart

No	Pos	Grid	Lap													
			1	2	3	4	5	6	7	8	9	10	11	12		
81	1	81	81	81	81	81	21	21	21	21	21	21	21	21	21	21
21	2	21	21	21	21	21	81	81	81	81	81	81	81	77	77	77
40	3	40	46	46	46	77	77	77	77	77	77	77	77	81	81	81
46	4	46	40	40	77	40	40	40	40	40	40	40	40	40	40	40
37	5	37	77	77	40	46	46	46	46	46	46	46	46	46	46	46
77	6	77	37	37	37	23	23	23	23	23	23	23	23	23	23	23
23	7	23	23	23	23	37	17	17	17	17	17	17	17	17	17	17
8	8	8	8	8	17	17	37	37	37	37	37	37	37	37	37	37
38	9	38	22	22	8	8	8	8	8	8	8	8	8	8	8	8
25	10	25	17	17	38	38	38	38	38	38	38	38	38	38	38	38
22	11	22	10	10	44	44	44	88	88	88	88	88	88	44	44	22
17	12	17	38	38	15	88	88	44	44	44	44	44	44	22	44	44
10	13	10	44	44	88	22	22	22	22	22	22	22	22	88	88	88
44	14	44	28	28	22	15	15	15	15	15	15	15	15	12	12	12
32	15	32	15	15	11	12	12	12	12	12	12	12	12	15	15	15
88	16	88	88	88	12	11	11	11	11	11	11	11	11	11	25	25
28	17	28	32	32	28	28	28	28	28	28	28	28	28	25	11	11
12	18	12	12	12	10	18	9	25	25	25	25	25	25	28	28	28
15	19	15	11	11	18	9	25	9	9	9	9	9	9	39	39	39
11	20	11	18	18	9	25	39	39	39	39	39	39	39	9	9	9
18	21	18	25	25	32	32	32	18	18	18	18	18	18	18	18	18
7	22	7	9	9	25	39	18	73	73	73	73	73	73	73	73	73
27	23	27	7	7	39	24	24	74	32	32	32	32	32	32	32	32
9	24	9	27	27	24	74	27	78	78	78	78	78	78	7	7	7
24	25	24	39	39	74	27	73	32	7	7	7	7	7	78	78	78
39	26	39	24	24	27	10	74	78	96	96	96	96	96	96	96	96
5	27	5	74	74	73	73	96	7	5	5	5	5	5	5	5	5
80	28	80	73	73	78	78	78	96	80	80	80	80	80	80	80	80
74	29	74	78	78	80	96	5	5	83	83	83	83	83	10	10	10
73	30	73	80	80	96	5	80	80	13	13	13	13	13	83	83	83
71	31	71	83	83	5	80	7	83	10	10	10	10	10	13	13	13
83	32	83	13	13	83	83	83	13								
78	33	78	96	96	13	13	13	10								
96	34	96	5	5	7	7	10									
94	35	94														
13	36	13														



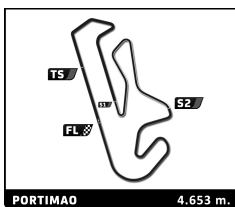
F4Spain

ROUND 2 - PORTIMAO

Race 2

Fastest Lap Sequence

Elapsed	No	Driver	Team	Car	Class	Time	Kph	Lap
5:08.953	81	Noah MONTEIRO	Griffin Core	TATUUS T-421		2:54.538	96.0	2
5:09.309	21	Borys LYZEN	KCL Motorsport	TATUUS T-421	R	2:54.261	96.1	2
5:09.560	46	Nathan TYE	Drivex	TATUUS T-421		2:54.142	96.2	2
5:09.938	40	Kasper SCHORMANS	MP Motorsport	TATUUS T-421	R	2:53.989	96.3	2
5:10.008	77	Andrej PETROVIC	T-Code by Amtog	TATUUS T-421		2:53.322	96.6	2
5:10.162	37	Ty FISHER	Griffin Core	TATUUS T-421	R	2:52.986	96.8	2
5:10.517	23	Rocco CORONEL	MP Motorsport	TATUUS T-421	R	2:52.683	97.0	2
5:10.583	8	Jacob MICALLEF	Campos Racing	TATUUS T-421	R	2:52.326	97.2	2
5:10.648	22	Vivek KANTHAN	Griffin Core	TATUUS T-421		2:51.604	97.6	2
5:10.882	17	Nacho TUÑÓN	T-Code by Amtog	TATUUS T-421		2:51.143	97.9	2
5:10.954	10	Luna FLUXÁ	Campos Racing	TATUUS T-421	R	2:50.609	98.2	2
5:11.423	38	Daniel KELLEHER	Campos Racing	TATUUS T-421	R	2:50.336	98.3	2
5:11.632	44	Elliot KACZYNSKI	Drivex	TATUUS T-421	R	2:49.941	98.6	2
5:11.770	28	Max RADECK	DXR	TATUUS T-421	R	2:49.076	99.1	2
5:11.880	15	Jensen BURNETT	KCL Motorsport	TATUUS T-421	R	2:48.567	99.4	2
5:12.179	88	Miki BLASCOS	Monlau Motorsport	TATUUS T-421	R	2:48.059	99.7	2
5:12.322	32	Simón BULBARELLA	Drivex	TATUUS T-421	R	2:47.154	100.2	2
5:12.499	12	Philippe Armand KARRAS	G4 Racing	TATUUS T-421		2:46.314	100.7	2
5:12.700	11	Rahim ALIBHAI	Monlau Motorsport	TATUUS T-421	R	2:45.599	101.2	2
5:12.806	18	Zoe FLORESCU	Tecnicar	TATUUS T-421	R	2:45.013	101.5	2
5:12.969	25	Aleix PIÑERA	Tecnicar	TATUUS T-421	R	2:44.803	101.6	2
5:13.268	9	Jean Paul KARRAS	G4 Racing	TATUUS T-421		2:44.210	102.0	2
5:13.337	7	Felipe REIJS	MP Motorsport	TATUUS T-421	R	2:43.445	102.5	2
5:13.473	27	Yuzuki SATO	Monlau Motorsport	TATUUS T-421	R	2:42.786	102.9	2
5:13.579	39	Louis COCHET	KCL Motorsport	TATUUS T-421	R	2:42.597	103.0	2
5:14.107	24	Beau LOWETTE	TC Racing	TATUUS T-421	R	2:42.129	103.3	2
5:14.349	74	Pablo RICCOBONO	GRS Team	TATUUS T-421		2:41.866	103.5	2
5:14.545	73	Fausto ARNAUDO	Monlau Motorsport	TATUUS T-421	R	2:41.347	103.8	2
5:14.636	78	Maria NETO	TC Racing	TATUUS T-421	R	2:40.690	104.2	2
5:15.021	80	Sebastián FRIGOLET	DXR	TATUUS T-421	R	2:40.129	104.6	2
5:15.690	83	Alfons MIETTINEN	GRS Team	TATUUS T-421	R	2:39.910	104.8	2
5:16.186	13	Rodrigo MARTÍNEZ	Tecnicar	TATUUS T-421	R	2:39.519	105.0	2
5:16.262	96	Andre RODRIGUEZ	GRS Team	TATUUS T-421		2:38.807	105.5	2
5:16.334	5	Daniel MOTA	TC Racing	TATUUS T-421	R	2:36.313	107.2	2
6:57.189	81	Noah MONTEIRO	Griffin Core	TATUUS T-421		1:48.236	154.8	3
8:44.685	81	Noah MONTEIRO	Griffin Core	TATUUS T-421		1:47.496	155.8	4
8:44.944	21	Borys LYZEN	KCL Motorsport	TATUUS T-421	R	1:47.364	156.0	4
25:13.730	21	Borys LYZEN	KCL Motorsport	TATUUS T-421	R	1:47.266	156.2	11
25:14.201	77	Andrej PETROVIC	T-Code by Amtog	TATUUS T-421		1:47.261	156.2	11
27:00.841	21	Borys LYZEN	KCL Motorsport	TATUUS T-421	R	1:47.111	156.4	12



F4Spain

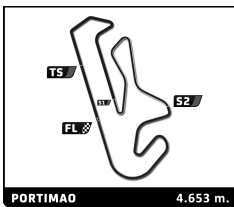
ROUND 2 - PORTIMAO

Race 2

Analysis by lap

Lapped ■

No	Lap Time	Gap	No	Lap Time	Gap	No	Lap Time	Gap	No	Lap Time	Gap	No	Lap Time	Gap						
Lap 1																				
81	2:14.415	0.000	18	2:45.013	3.853	40	1:48.310	2.144	73	1:48.949	12.316	38	2:42.742	5.017						
21	2:15.048	0.633	25	2:44.803	4.016	46	1:49.049	2.580	74	1:49.842	12.627	88	2:42.679	5.542						
46	2:15.418	1.003	9	2:44.210	4.315	23	1:48.855	3.497	96	1:49.058	13.631	44	2:42.495	6.000						
40	2:15.949	1.534	7	2:43.445	4.384	37	1:48.965	3.510	78	1:49.829	14.199	22	2:42.549	7.012						
77	2:16.686	2.271	27	2:42.786	4.520	17	1:47.994	3.835	5	1:50.825	15.571	15	2:42.772	7.780						
37	2:17.176	2.761	39	2:42.597	4.626	8	1:47.840	4.009	80	1:50.747	15.707	12	2:42.869	8.410						
23	2:17.834	3.419	24	2:42.129	5.154	38	1:47.796	4.387	7	1:49.440	15.755	11	2:42.915	9.306						
8	2:18.257	3.842	74	2:41.866	5.396	44	1:48.344	5.115	83	1:50.541	16.125	28	2:42.509	10.056						
22	2:19.044	4.629	73	2:41.347	5.592	88	1:48.377	5.369	13	1:50.086	16.210	25	2:42.617	10.482						
17	2:19.739	5.324	78	2:40.690	5.683	22	1:48.658	6.008	10	2:01.179	24.413	9	2:43.429	12.098						
10	2:20.345	5.930	80	2:40.129	6.068	15	1:49.360	6.247	Lap 6											
38	2:21.087	6.672	83	2:39.910	6.737	12	1:48.414	7.423	21	1:53.902		39	2:43.265	12.496						
44	2:21.691	7.276	13	2:39.519	7.233	11	1:48.963	7.677	81	1:54.045	0.340	18	2:44.019	13.525						
28	2:22.694	8.279	96	2:38.807	7.309	28	1:49.084	8.353	77	1:54.543	1.628	73	2:44.299	14.231						
15	2:23.313	8.898	5	2:36.313	7.381	18	1:49.109	8.505	40	1:54.455	1.915	32	2:43.190	14.877						
88	2:24.120	9.705	Lap 3						46	1:54.304	2.443	78	2:42.790	15.441						
32	2:25.168	10.753	81	1:48.236		9	1:49.217	9.015	23	1:53.758	2.760	7	2:42.000	16.126						
12	2:26.185	11.770	21	1:48.271	0.391	25	1:49.021	9.078	46	1:54.304	2.443	96	2:41.929	16.978						
11	2:27.101	12.686	46	1:48.656	1.027	39	1:50.423	10.540	17	1:53.933	3.333	5	2:41.848	17.708						
18	2:27.793	13.378	77	1:48.444	1.263	24	1:50.647	10.953	37	1:54.282	4.076	80	2:41.757	18.411						
25	2:28.166	13.751	40	1:48.581	1.330	74	1:50.511	11.119	8	1:54.262	4.554	83	2:41.867	18.987						
9	2:29.058	14.643	37	1:49.068	2.041	27	1:50.455	11.463	38	1:54.715	5.637	13	2:42.059	19.715						
7	2:29.892	15.477	23	1:48.810	2.138	10	1:52.234	11.568	88	1:54.884	6.225	10	1:51.036	22.218						
27	2:30.687	16.272	17	1:49.644	3.337	73	1:50.350	11.701	44	1:55.559	6.867	Lap 8								
39	2:30.982	16.567	8	1:50.271	3.665	78	1:51.105	12.704	22	1:56.177	7.825	21	2:45.819							
24	2:31.978	17.563	38	1:49.853	4.087	96	1:50.522	12.907	15	1:56.523	8.370	81	2:45.729	0.385						
74	2:32.483	18.068	44	1:49.824	4.267	5	1:50.226	13.080	12	1:55.923	8.903	77	2:45.617	0.836						
73	2:33.198	18.783	15	1:49.692	4.383	80	1:51.431	13.294	11	1:56.349	9.753	40	2:45.729	1.300						
78	2:33.946	19.531	88	1:49.498	4.488	83	1:50.560	13.918	28	1:56.647	10.909	46	2:45.753	1.718						
80	2:34.892	20.477	22	1:51.387	4.846	13	1:50.613	14.458	25	1:55.598	11.227	23	2:46.084	2.493						
83	2:35.780	21.365	11	1:50.699	6.210	7	1:48.061	14.649	9	1:56.630	12.031	17	2:45.794	2.877						
13	2:36.667	22.252	12	1:51.195	6.505	Lap 5						37	2:45.877	3.289						
96	2:37.455	23.040	28	1:52.184	6.765	21	1:48.075		18	1:55.566	12.868	8	2:45.928	3.996						
5	2:40.021	25.606	10	1:53.065	6.830	81	1:48.531	0.197	73	1:54.880	13.294	38	2:45.390	4.588						
Lap 2																				
81	2:54.538		18	1:51.275	6.892	77	1:47.385	0.987	74	1:55.273	13.998	88	2:45.534	5.257						
21	2:54.261	0.356	9	1:51.215	7.294	40	1:47.552	1.362	27	1:56.914	14.579	44	2:45.535	5.716						
46	2:54.142	0.607	32	1:52.369	7.502	46	1:47.795	2.041	32	1:57.813	15.049	22	2:45.069	6.262						
40	2:53.989	0.985	25	1:51.773	7.553	23	1:47.741	2.904	78	1:55.716	16.013	15	2:44.983	6.944						
77	2:53.322	1.055	39	1:51.223	7.613	17	1:47.801	3.302	7	1:55.635	17.488	12	2:45.039	7.630						
37	2:52.986	1.209	24	1:50.884	7.802	37	1:48.520	3.696	96	1:58.682	18.411	11	2:45.124	8.611						
23	2:52.683	1.564	74	1:50.944	8.104	8	1:48.519	4.194	5	1:57.553	19.222	28	2:45.246	9.483						
8	2:52.326	1.630	27	1:52.220	8.504	38	1:48.771	4.824	80	1:58.211	20.016	25	2:45.077	9.740						
22	2:51.604	1.695	73	1:51.491	8.847	44	1:48.429	5.210	83	1:58.259	20.482	9	2:44.414	10.693						
17	2:51.143	1.929	78	1:51.648	9.095	88	1:48.208	5.243	13	1:58.710	21.018	39	2:44.566	11.243						
10	2:50.609	2.001	80	1:51.527	9.359	22	1:47.876	5.550	10	2:44.033	1:14.544	18	2:44.358	12.064						
38	2:50.336	2.470	96	1:50.808	9.881	15	1:47.836	5.749	62			73	2:44.237	12.649						
44	2:49.941	2.679	5	1:51.205	10.350	12	1:47.793	6.882	32	2:44.503	13.561	78	2:44.335	13.957						
28	2:49.076	2.817	83	1:52.353	10.854	11	1:47.963	7.306	7	2:44.734	15.041	7	2:44.734	15.041						
15	2:48.567	2.927	13	1:52.344	11.341	28	1:48.145	8.164	96	2:44.646	15.805	5	2:45.569	17.458						
88	2:48.059	3.226	7	1:57.936	14.084	9	1:48.622	9.303	40	2:42.837	1.390	80	2:45.564	18.156						
32	2:47.154	3.369	Lap 4						46	2:42.703	1.784	23	2:42.830	2.228						
12	2:46.314	3.546	81	1:47.496		39	1:48.904	11.110	23	2:42.830	2.228	17	2:42.931	2.902	83	2:45.824	18.992			
11	2:45.599	3.747	21	1:47.364	0.259	32	1:49.314	11.138	17	2:42.931	2.902	13	2:45.740	19.636						
			77	1:48.169	1.936	18	1:51.033	11.204	37	2:42.517	3.231	10	2:44.516	20.915						
						24	1:48.710	11.329	8	2:42.695	3.887									
						27	1:48.438	11.567												



F4Spain

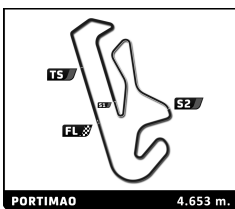
ROUND 2 - PORTIMAO

Race 2

Analysis by lap









Lapped ■

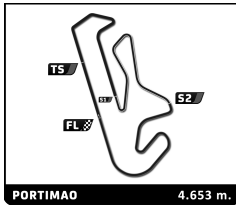
No	Lap Time	Gap	No	Lap Time	Gap	No	Lap Time	Gap	No	Lap Time	Gap	No	Lap Time	Gap																																																																																																																																																																																
Lap 9																																																																																																																																																																																														
21	2:39.892		32	2:44.795	8.446	88	1:48.582	7.373	12	1:48.511	7.583	78	2:45.164	9.205	7	2:44.374	9.303	15	1:48.568	7.825																																																																																																																																																																										
81	2:39.824	0.317	77	2:39.949	0.893	96	2:44.473	10.119	25	1:47.943	8.100	5	2:44.369	10.955	11	1:48.240	8.364	40	2:39.850	1.258	80	2:43.820	11.480	28	1:49.085	9.788	46	2:39.809	1.635	83	2:43.463	12.193	39	1:48.895	9.957	23	2:40.210	2.811	13	2:43.442	12.913	9	1:48.537	10.040	17	2:40.208	3.193	10	2:42.397	12.994	18	1:48.113	10.318	37	2:40.191	3.588	Lap 11																																																																																																																																					
8	2:39.953	4.057	21	1:47.266		73	1:48.149	10.637	32	1:48.532	11.535	7	1:47.990	12.180	38	2:40.332	5.028	77	1:47.261	0.471	78	1:48.271	12.962	88	2:40.263	5.628	81	1:47.736	0.848	96	1:48.708	13.811	44	2:40.437	6.261	40	1:47.525	1.216	5	1:49.027	14.252	22	2:40.259	6.629	46	1:48.084	2.022	80	1:48.791	14.408	15	2:40.100	7.152	23	1:48.000	2.112	10	1:48.219	15.681	12	2:40.870	8.608	17	1:47.824	2.516	83	1:48.993	17.102	11	2:40.610	9.329	37	1:47.972	2.897	13	1:49.058	18.035	28	2:40.894	10.485	8	1:48.265	4.039	8	1:48.670	4.671	25	2:40.974	10.822	38	1:48.638	5.105	9	2:40.846	11.647	44	1:48.638	5.105	39	2:40.660	12.011	22	1:48.309	5.358	39	2:40.660	12.011	88	1:49.565	5.902	18	2:40.570	12.742	12	1:48.633	6.183	73	2:40.530	13.287	15	1:48.922	6.368	32	2:40.452	14.121	11	1:49.316	7.235	78	2:40.446	14.511	25	1:48.400	7.268	7	2:40.250	15.399	28	1:49.427	7.814	96	2:40.203	16.116	39	1:48.354	8.173	5	2:39.490	17.056	9	1:48.878	8.614	80	2:39.866	18.130	18	1:49.070	9.316	83	2:40.100	19.200	73	1:49.219	9.599	13	2:40.197	19.941	32	1:48.934	10.114	10	2:40.044	21.067	7	1:49.264	11.301	Lap 10													
21	2:50.470		78	1:49.863	11.802	7	1:49.264	11.301	21	1:47.111		81	2:50.531	0.378	96	1:49.361	12.214	77	1:47.964	1.324	5	1:48.647	12.336	81	1:47.685	1.422	40	1:48.514	12.728	40	1:47.395	1.500	46	1:47.972	2.883	46	1:47.972	2.883	23	1:49.216	4.217	46	2:50.039	1.204	10	1:48.845	14.573	17	1:48.851	4.256	23	2:49.037	1.378	83	1:50.293	15.220	37	1:48.608	4.394	17	2:49.235	1.958	13	1:50.441	16.088	8	1:47.839	4.767	37	2:49.073	2.191	Lap 12																																																																																																																						
8	2:49.453	3.040	8	1:47.839	4.767	38	1:47.511	5.071	22	1:48.211	6.458	38	2:48.709	3.267	38	1:47.511	5.071	88	2:48.445	3.603	22	1:48.211	6.458	44	2:47.942	3.733	44	1:49.175	7.169	44	2:48.156	4.315	28	2:45.638	5.653	22	2:48.030	4.712	9	2:45.825	7.002	12	2:46.678	4.816	28	2:45.782	6.134	11	2:46.326	5.185	28	2:45.638	5.653	11	2:46.326	5.185	25	2:45.782	6.134	25	2:45.782	6.134	9	2:45.825	7.002	39	2:45.544	7.085	39	2:45.544	7.085	18	2:45.240	7.512	18	2:45.240	7.512	73	2:44.829	7.646	73	2:44.829	7.646																																																																																																											



F4Spain
 ROUND 2 - PORTIMAO
 Race 2

Flag Analysis

Flag	Time
	GREEN FLAG 14:05:48.346
	YELLOW FLAG AT SECTOR 2 14:06:40.429
	SAFETY CAR 14:06:49.913
	GREEN FLAG 14:10:41.451
	YELLOW FLAG AT SECTOR 1 14:17:18.895
	SAFETY CAR 14:17:31.941
	GREEN FLAG 14:29:07.165
	CHEQUERED FLAG 14:32:49.187



F4Spain

ROUND 2 - PORTIMAO

Race 2

Sector Analysis

Lap under Red Flag — Invalidated Lap ■ Personal Best ■ Session Best B Crossing the pit lane

Lap	Time	Sector 1	Sector 2	Sector 3	Kph	Elapsed	Lap	Time	Sector 1	Sector 2	Sector 3	Kph	Elapsed
7	2:42.059	1:00.693	41.849	59.517	103.4	14:21:18.344	4	1:47.364	34.117	34.410	38.837	156.0	14:14:33.290
8	2:45.740	1:09.409	40.275	56.056	101.1	14:24:04.084	5	1:48.075	34.025	34.610	39.440	155.0	14:16:21.365
9	2:40.197	1:02.843	41.130	56.224	104.6	14:26:44.281	6	1:53.902	34.769	34.324	44.809	147.1	14:18:15.267
10	2:43.442	1:00.934	42.867	59.641	102.5	14:29:27.723	7	2:43.362	1:00.323	45.855	57.184	102.5	14:20:58.629
11	1:50.441	35.843	34.783	39.815	151.7	14:31:18.164	8	2:45.819	1:04.790	46.457	54.572	101.0	14:23:44.448
12	<u>1:49.058</u>	<u>34.634</u>	<u>34.629</u>	39.795	153.6	14:33:07.222	9	2:39.892	1:00.263	45.630	53.999	104.8	14:26:24.340

15 **Jensen BURNETT** CAN
KCL Motorsport TATUUS T-421

1	2:23.313	39.555	39.421	1:04.337	116.9	14:08:11.659
2	2:48.567	57.170	39.747	1:11.650	99.4	14:11:00.226
3	<u>1:49.692</u>	<u>35.335</u>	<u>34.852</u>	39.505	152.7	14:12:49.918
4	1:49.360	34.952	34.913	39.495	153.2	14:14:39.278
5	1:47.836	34.273	34.520	39.043	155.3	14:16:27.114
6	1:56.523	34.593	34.934	46.996	143.8	14:18:23.637
7	2:42.772	1:00.816	44.025	57.931	102.9	14:21:06.409
8	2:44.983	1:07.011	43.278	54.694	101.5	14:23:51.392
9	2:40.100	1:02.276	44.407	53.417	104.6	14:26:31.492
10	2:48.030	1:00.903	46.928	1:00.199	99.7	14:29:19.522
11	1:48.922	34.958	34.782	39.182	153.8	14:31:08.444
12	1:48.568	34.448	34.582	39.538	154.3	14:32:57.012

17 **Nacho TUÑÓN** ESP
T-Code by Amtog TATUUS T-421

1	2:19.739	38.056	38.441	1:03.242	119.9	14:08:08.085
2	2:51.143	55.858	41.307	1:13.978	97.9	14:10:59.228
3	<u>1:49.644</u>	35.599	<u>34.614</u>	39.431	152.8	14:12:48.872
4	1:47.994	34.067	34.270	39.657	155.1	14:14:36.866
5	<u>1:47.801</u>	34.547	<u>34.275</u>	38.979	155.4	14:16:24.667
6	1:53.933	34.710	34.572	44.651	147.0	14:18:18.600
7	2:42.931	1:00.751	45.310	56.870	102.8	14:21:01.531
8	2:45.794	1:05.875	45.443	54.476	101.0	14:23:47.325
9	2:40.208	1:00.810	45.104	54.294	104.6	14:26:27.533
10	2:49.235	59.484	47.829	1:01.922	99.0	14:29:16.768
11	1:47.824	34.471	34.427	38.926	155.4	14:31:04.592
12	1:48.851	34.444	34.710	39.697	153.9	14:32:53.443

18 **Zoe FLORESCU** ROU
Tecnicar TATUUS T-421

1	2:27.793	40.582	41.186	1:06.025	113.3	14:08:16.139
2	2:45.013	57.110	38.106	1:09.797	101.5	14:11:01.152
3	<u>1:51.275</u>	<u>35.587</u>	35.572	40.116	150.5	14:12:52.427
4	1:49.109	34.801	34.699	39.609	153.5	14:14:41.536
5	<u>1:51.033</u>	<u>36.958</u>	34.563	39.512	150.9	14:16:32.569
6	1:55.566	35.072	34.763	45.731	144.9	14:18:28.135
7	2:44.019	1:01.141	43.320	59.558	102.1	14:21:12.154
8	2:44.358	1:07.551	41.906	54.901	101.9	14:23:56.512
9	2:40.570	1:02.607	42.524	55.439	104.3	14:26:37.082
10	2:45.240	1:00.724	44.850	59.666	101.4	14:29:22.322
11	1:49.070	34.965	34.710	39.395	153.6	14:31:11.392
12	<u>1:48.113</u>	<u>34.263</u>	34.367	39.483	154.9	14:32:59.505

21 **Borys LYZEN** POL
KCL Motorsport TATUUS T-421

1	2:15.048	36.276	35.460	1:03.312	124.0	14:08:03.394
2	2:54.261	54.528	42.817	1:16.916	96.1	14:10:57.655
3	<u>1:48.271</u>	<u>34.768</u>	34.448	39.055	154.7	14:12:45.926

22 **Vivek KANTHAN** USA
Griffin Core TATUUS T-421

1	2:19.044	37.737	38.084	1:03.223	120.5	14:08:07.390
2	2:51.604	55.480	41.787	1:14.337	97.6	14:10:58.994
3	1:51.387	37.128	34.899	39.360	150.4	14:12:50.381
4	<u>1:48.658</u>	34.616	<u>34.695</u>	39.347	154.2	14:14:39.039
5	1:47.876	34.068	34.312	39.496	155.3	14:16:26.915
6	1:56.177	34.482	34.915	46.780	144.2	14:18:23.092
7	2:42.549	1:00.358	44.428	57.763	103.1	14:21:05.641
8	2:45.069	1:06.842	43.567	54.660	101.5	14:23:50.710
9	2:40.259	1:01.888	44.923	53.448	104.5	14:26:30.969
10	2:48.156	1:00.581	47.148	1:00.427	99.6	14:29:19.125
11	1:48.309	34.190	34.857	39.262	154.7	14:31:07.434
12	1:48.211	34.039	34.528	39.644	154.8	14:32:55.645

23 **Rocco CORONEL** NLD
MP Motorsport TATUUS T-421

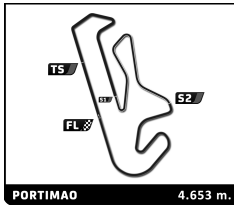
1	2:17.834	37.417	37.320	1:03.097	121.5	14:08:06.180
2	2:52.683	55.645	41.727	1:15.311	97.0	14:10:58.863
3	<u>1:48.810</u>	<u>35.188</u>	34.716	38.906	153.9	14:12:47.673
4	1:48.855	34.675	34.632	39.548	153.9	14:14:36.528
5	1:47.741	34.546	34.269	38.926	155.5	14:16:24.269
6	1:53.758	34.901	34.742	44.115	147.2	14:18:18.027
7	2:42.830	1:00.719	45.323	56.788	102.9	14:21:00.857
8	2:46.084	1:05.882	45.586	54.616	100.9	14:23:46.941
9	2:40.210	1:00.648	45.201	54.361	104.6	14:26:27.151
10	2:49.037	59.052	48.179	1:01.806	99.1	14:29:16.188
11	1:48.000	34.597	34.610	38.793	155.1	14:31:04.188
12	1:49.216	34.691	34.880	39.645	153.4	14:32:53.404

24 **Beau LOWETTE** BEL
TC Racing TATUUS T-421

1	2:31.978	41.468	44.177	1:06.333	110.2	14:08:20.324
2	2:42.129	59.184	36.677	1:06.268	103.3	14:11:02.453
3	1:50.884	36.076	35.209	39.599	151.1	14:12:53.337
4	<u>1:50.647</u>	35.246	<u>35.307</u>	40.094	151.4	14:14:43.984
5	1:48.710	34.885	34.681	39.144	154.1	14:16:32.694

25 **Aleix PIÑERA** ESP
Tecnicar TATUUS T-421

1	2:28.166	40.346	41.920	1:05.900	113.1	14:08:16.512
2	2:44.803	57.458	37.949	1:09.396	101.6	14:11:01.315
3	1:51.773	35.583	35.786	40.404	149.9	14:12:53.088
4	1:49.021	35.020	34.860	39.141	153.6	14:14:42.109
5	1:48.787	34.758	34.816	39.213	154.0	14:16:30.896
6	1:55.598	34.108	34.515	46.975	144.9	14:18:26.494
7	2:42.617	1:00.891	43.595	58.131	103.0	14:21:09.111



F4Spain

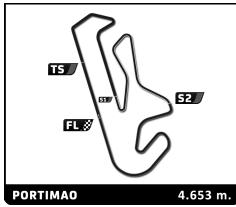
ROUND 2 - PORTIMAO

Race 2

Sector Analysis

Lap under Red Flag — Invalidated Lap ■ Personal Best ■ Session Best B Crossing the pit lane

Lap	Time	Sector 1	Sector 2	Sector 3	Kph	Elapsed	Lap	Time	Sector 1	Sector 2	Sector 3	Kph	Elapsed
8	2:45.077	1:08.377	41.974	54.726	101.5	14:23:54.188	11	1:47.972	34.337	34.675	38.960	155.1	14:31:04.973
9	2:40.974	1:03.101	42.985	54.888	104.1	14:26:35.162	12	1:48.608	34.366	34.649	39.593	154.2	14:32:53.581
10	2:45.782	1:00.746	45.539	59.497	101.0	14:29:20.944	38 Daniel KELLEHER IRL						
11	1:48.400	34.297	34.703	39.400	154.5	14:31:09.344	Campos Racing TATUUS T-421						
12	1:47.943	34.401	34.251	39.291	155.2	14:32:57.287	1	2:21.087	37.941	39.448	1:03.698	118.7	14:08:09.433
27 Yuzuki SATO JPN							2	2:50.336	56.000	41.081	1:13.255	98.3	14:10:59.769
Monlau Motorsport TATUUS T-421							3	<u>1:49.853</u>	35.137	34.840	39.876	152.5	14:12:49.622
1	2:30.687	41.157	43.142	1:06.388	111.2	14:08:19.033	4	1:47.796	34.460	34.207	39.129	155.4	14:14:37.418
2	2:42.786	58.613	37.254	1:06.919	102.9	14:11:01.819	5	1:48.771	34.606	34.676	39.489	154.0	14:16:26.189
3	1:52.220	37.119	35.419	39.682	149.3	14:12:54.039	6	1:54.715	34.187	34.414	46.114	146.0	14:18:20.904
4	<u>1:50.455</u>	34.836	<u>36.274</u>	39.345	151.7	14:14:44.494	7	2:42.742	1:00.646	44.883	57.213	102.9	14:21:03.646
5	1:48.438	34.706	34.650	39.082	154.5	14:16:32.932	8	2:45.390	1:06.057	44.836	54.497	101.3	14:23:49.036
6	1:56.914	36.927	35.079	44.908	143.3	14:18:29.846	9	2:40.332	1:01.329	45.395	53.608	104.5	14:26:29.368
28 Max RADECK PRT							10	2:48.709	59.961	47.456	1:01.292	99.3	14:29:18.077
DXR TATUUS T-421							11	1:48.670	34.539	34.981	39.150	154.1	14:31:06.747
1	2:22.694	39.380	39.232	1:04.082	117.4	14:08:11.040	12	1:47.511	34.107	34.338	39.066	155.8	14:32:54.258
2	2:49.076	56.709	40.230	1:12.137	99.1	14:11:00.116	39 Louis COCHET NLD						
3	1:52.184	36.057	35.305	40.822	149.3	14:12:52.300	KCL Motorsport TATUUS T-421						
4	1:49.084	34.608	34.583	39.893	153.6	14:14:41.384	1	2:30.982	41.403	43.385	1:06.194	110.9	14:08:19.328
5	<u>1:48.145</u>	34.536	<u>34.264</u>	39.345	154.9	14:16:29.529	2	2:42.597	58.940	37.099	1:06.558	103.0	14:11:01.925
6	1:56.647	34.156	34.811	47.680	143.6	14:18:26.176	3	1:51.223	36.475	35.068	39.680	150.6	14:12:53.148
7	2:42.509	1:00.647	43.746	58.116	103.1	14:21:08.685	4	<u>1:50.423</u>	35.134	35.472	39.817	151.7	14:14:43.571
8	2:45.246	1:08.276	41.950	55.020	101.4	14:23:53.931	5	1:48.904	34.271	34.610	40.023	153.8	14:16:32.475
9	2:40.894	1:02.465	43.509	54.920	104.1	14:26:34.825	6	1:55.385	34.809	34.621	45.955	145.2	14:18:27.860
10	2:45.638	1:00.397	45.776	59.465	101.1	14:29:20.463	7	2:43.265	1:00.985	43.285	58.995	102.6	14:21:11.125
11	1:49.427	34.700	35.152	39.575	153.1	14:31:09.890	8	2:44.566	1:07.823	42.022	54.721	101.8	14:23:55.691
12	1:49.085	34.499	34.603	39.983	153.6	14:32:58.975	9	2:40.660	1:02.618	42.877	55.165	104.3	14:26:36.351
32 Simón BULBARELLA ARG							10	2:45.544	1:00.823	45.096	59.625	101.2	14:29:21.895
Drivex TATUUS T-421							11	<u>1:48.354</u>	<u>34.273</u>	34.581	39.500	154.6	14:31:10.249
1	2:25.168	39.802	40.196	1:05.170	115.4	14:08:13.514	12	1:48.895	34.271	34.832	39.792	153.8	14:32:59.144
2	2:47.154	57.148	39.143	1:10.863	100.2	14:11:00.668	40 Kasper SCHORMANS NLD						
3	<u>1:52.369</u>	35.623	<u>35.741</u>	41.005	149.1	14:12:53.037	MP Motorsport TATUUS T-421						
4	<u>1:50.152</u>	<u>35.078</u>	<u>35.388</u>	39.686	152.1	14:14:43.189	1	2:15.949	36.754	36.250	1:02.945	123.2	14:08:04.295
5	1:49.314	34.492	34.604	40.218	153.2	14:16:32.503	2	2:53.989	54.965	42.353	1:16.671	96.3	14:10:58.284
6	<u>1:57.813</u>	<u>37.876</u>	35.328	44.609	142.2	14:18:30.316	3	1:48.581	35.114	34.637	38.830	154.3	14:12:46.865
7	2:43.190	1:00.491	43.025	59.674	102.6	14:21:13.506	4	<u>1:48.310</u>	34.688	34.493	39.129	154.7	14:14:35.175
8	2:44.503	1:08.220	41.159	55.124	101.8	14:23:58.009	5	1:47.552	34.356	34.266	38.930	155.7	14:16:22.727
9	2:40.452	1:02.996	41.758	55.698	104.4	14:26:38.461	6	1:54.455	34.164	34.479	45.812	146.4	14:18:17.182
10	2:44.795	1:00.758	44.603	59.434	101.6	14:29:23.256	7	2:42.837	1:00.009	45.653	57.175	102.9	14:21:00.019
11	1:48.934	34.537	34.893	39.504	153.8	14:31:12.190	8	2:45.729	1:05.258	46.033	54.438	101.1	14:23:45.748
12	1:48.532	34.403	34.589	39.540	154.3	14:33:00.722	9	2:39.850	1:00.453	45.335	54.062	104.8	14:26:25.598
37 Ty FISHER CAN							10	2:50.169	59.513	48.047	1:02.609	98.4	14:29:15.767
Griffin Core TATUUS T-421							11	1:47.525	34.428	34.307	38.790	155.8	14:31:03.292
1	2:17.176	36.935	37.108	1:03.133	122.1	14:08:05.522	12	1:47.395	34.021	34.385	38.989	156.0	14:32:50.687
2	2:52.986	55.229	41.992	1:15.765	96.8	14:10:58.508	44 Elliot KACZYNSKI SWE						
3	1:49.068	35.055	34.796	39.217	153.6	14:12:47.576	Drivex TATUUS T-421						
4	1:48.965	34.957	34.539	39.469	153.7	14:14:36.541	1	2:21.691	39.163	38.659	1:03.869	118.2	14:08:10.037
5	1:48.520	34.971	34.521	39.028	154.4	14:16:25.061	2	2:49.941	56.320	40.959	1:12.662	98.6	14:10:59.978
6	1:54.282	34.334	34.718	45.230	146.6	14:18:19.343	3	1:49.824	35.197	34.854	39.773	152.5	14:12:49.802
7	2:42.517	1:00.643	45.170	56.704	103.1	14:21:01.860	4	1:48.344	34.522	34.568	39.254	154.6	14:14:38.146
8	2:45.877	1:06.161	45.273	54.443	101.0	14:23:47.737	5	1:48.429	34.084	34.642	39.703	154.5	14:16:26.575
9	2:40.191	1:00.899	45.254	54.038	104.6	14:26:27.928	6	1:55.559	34.497	34.937	46.125	145.0	14:18:22.134
10	2:49.073	59.633	47.998	1:01.442	99.1	14:29:17.001	7	2:42.495	1:00.524	44.792	57.179	103.1	14:21:04.629



F4Spain

ROUND 2 - PORTIMAO

Race 2

Sector Analysis

Lap under Red Flag — Invalidated Lap ■ Personal Best ■ Session Best B Crossing the pit lane

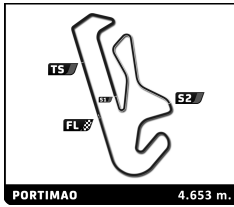
Lap	Time	Sector 1	Sector 2	Sector 3	Kph	Elapsed	Lap	Time	Sector 1	Sector 2	Sector 3	Kph	Elapsed
8	2:45.535	1:07.158	43.944	54.433	101.2	14:23:50.164	11	1:47.261	34.205	34.092	38.964	156.2	14:31:02.547
9	2:40.437	1:01.464	45.450	53.523	104.4	14:26:30.601	12	1:47.964	34.148	34.115	39.701	155.2	14:32:50.511

46 Nathan TYE							78 Maria NETO						
GBR							PRT						
Drivex							TC Racing						
TATUUS T-421							TATUUS T-421						
1	2:15.418	36.651	35.836	1:02.931	123.7	14:08:03.764	1	2:33.946	41.617	45.802	1:06.527	108.8	14:08:22.292
2	2:54.142	54.837	42.549	1:16.756	96.2	14:10:57.906	2	2:40.690	1:00.223	35.592	1:04.875	104.2	14:11:02.982
3	1:48.656	34.785	34.650	39.221	154.2	14:12:46.562	3	1:51.648	36.221	35.502	39.925	150.0	14:12:54.630
4	1:49.049	34.959	35.072	39.018	153.6	14:14:35.611	4	1:51.105	34.849	36.014	40.242	150.8	14:14:45.735
5	1:47.795	34.286	34.538	38.971	155.4	14:16:23.406	5	1:49.829	34.959	35.186	39.684	152.5	14:16:35.564
6	1:54.304	34.129	34.440	45.735	146.5	14:18:17.710	6	1:55.716	35.955	35.310	44.451	144.8	14:18:31.280
7	2:42.703	1:00.183	45.459	57.061	103.0	14:21:00.413	7	2:42.790	1:00.296	42.591	59.903	102.9	14:21:14.070
8	2:45.753	1:05.624	45.761	54.368	101.1	14:23:46.166	8	2:44.335	1:08.334	40.861	55.140	101.9	14:23:58.405
9	2:39.809	1:00.672	45.209	53.928	104.8	14:26:25.975	9	2:40.446	1:03.204	41.622	55.620	104.4	14:26:38.851
10	2:50.039	59.594	48.200	1:02.245	98.5	14:29:16.014	10	2:45.164	1:00.960	44.423	59.781	101.4	14:29:24.015
11	1:48.084	34.576	34.494	39.014	155.0	14:31:04.098	11	1:49.863	35.091	35.118	39.654	152.5	14:31:13.878
12	1:47.972	34.501	34.458	39.013	155.1	14:32:52.070	12	1:48.271	34.374	34.350	39.547	154.7	14:33:02.149

73 Fausto ARNAUDO							80 Sebastián FRIGOLET						
ARG							MEX						
Monlau Motorsport							DXR						
TATUUS T-421							TATUUS T-421						
1	2:33.198	42.193	44.385	1:06.620	109.3	14:08:21.544	1	2:34.892	41.992	46.003	1:06.897	108.1	14:08:23.238
2	2:41.347	59.944	35.986	1:05.417	103.8	14:11:02.891	2	2:40.129	1:00.242	35.454	1:04.433	104.6	14:11:03.367
3	1:51.491	36.030	35.338	40.123	150.2	14:12:54.382	3	1:51.527	35.779	35.932	39.816	150.2	14:12:54.894
4	1:50.350	34.951	35.941	39.458	151.8	14:14:44.732	4	1:51.431	34.871	36.463	40.097	150.3	14:14:46.325
5	1:48.949	34.591	34.961	39.397	153.7	14:16:33.681	5	1:50.747	35.066	35.065	40.616	151.3	14:16:37.072
6	1:54.880	34.537	34.833	45.510	145.8	14:18:28.561	6	1:58.211	35.771	37.981	44.459	141.7	14:18:35.283
7	2:44.299	1:01.419	43.178	59.702	102.0	14:21:12.860	7	2:41.757	59.946	41.987	59.824	103.6	14:21:17.040
8	2:44.237	1:08.175	41.203	54.859	102.0	14:23:57.097	8	2:45.564	1:09.167	40.161	56.236	101.2	14:24:02.604
9	2:40.530	1:02.957	42.000	55.573	104.3	14:26:37.627	9	2:39.866	1:02.858	41.042	55.966	104.8	14:26:42.470
10	2:44.829	1:00.804	44.647	59.378	101.6	14:29:22.456	10	2:43.820	1:01.099	43.318	59.403	102.3	14:29:26.290
11	1:49.219	34.679	35.174	39.366	153.4	14:31:11.675	11	1:48.514	34.592	34.623	39.299	154.4	14:31:14.804
12	1:48.149	34.295	34.571	39.283	154.9	14:32:59.824	12	1:48.791	34.797	34.823	39.171	154.0	14:33:03.595

74 Pablo RICCOBONO							81 Noah MONTEIRO						
ESP							PRT						
GRS Team							Griffin Core						
TATUUS T-421							TATUUS T-421						
1	2:32.483	41.636	44.443	1:06.404	109.9	14:08:20.829	1	2:14.415	35.979	34.996	1:03.440	124.6	14:08:02.761
2	2:41.866	59.854	36.346	1:05.666	103.5	14:11:02.695	2	2:54.538	54.382	43.012	1:17.144	96.0	14:10:57.299
3	1:50.944	35.902	35.353	39.689	151.0	14:12:53.639	3	1:48.236	34.685	34.373	39.178	154.8	14:12:45.535
4	1:50.511	34.917	36.136	39.458	151.6	14:14:44.150	4	1:47.496	34.258	34.257	38.981	155.8	14:14:33.031
5	1:49.842	35.116	35.129	39.597	152.5	14:16:33.992	5	1:48.531	34.212	34.737	39.582	154.3	14:16:21.562
6	1:55.273	34.583	35.196	45.494	145.3	14:18:29.265	6	1:54.045	34.648	34.562	44.835	146.9	14:18:15.607

77 Andrej PETROVIC							83 Alfons MIETTINEN						
SRB							FIN						
T-Code by Amtog							GRS Team						
TATUUS T-421							TATUUS T-421						
1	2:16.686	36.998	36.628	1:03.060	122.5	14:08:05.032	1	2:35.780	42.859	45.845	1:07.076	107.5	14:08:24.126
2	2:53.322	54.970	42.238	1:16.114	96.6	14:10:58.354	2	2:39.910	1:00.288	35.612	1:04.010	104.8	14:11:04.036
3	1:48.444	34.536	34.701	39.207	154.5	14:12:46.798	3	1:52.353	35.609	36.455	40.289	149.1	14:12:56.389
4	1:48.169	34.570	34.377	39.222	154.9	14:14:34.967	4	1:50.560	34.685	35.302	40.573	151.5	14:14:46.949
5	1:47.385	34.353	34.194	38.838	156.0	14:16:22.352	5	1:50.541	34.573	35.387	40.581	151.5	14:16:37.490
6	1:54.543	34.230	34.403	45.910	146.2	14:18:16.895	6	1:58.259	35.498	38.205	44.556	141.6	14:18:35.749
7	2:42.772	59.832	45.694	57.246	102.9	14:20:59.667	7	2:41.867	1:00.349	41.896	59.622	103.5	14:21:17.616
8	2:45.617	1:05.272	45.861	54.484	101.1	14:23:45.284							
9	2:39.949	1:00.389	45.440	54.120	104.7	14:26:25.233							
10	2:50.053	59.432	47.900	1:02.721	98.5	14:29:15.286							



F4Spain ROUND 2 - PORTIMAO Race 2

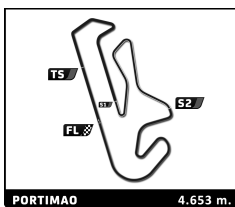
Sector Analysis

Lap under Red Flag _ Invalidated Lap ■ Personal Best ■ Session Best **B** Crossing the pit lane

Lap	Time	Sector 1	Sector 2	Sector 3	Kph	Elapsed	Lap	Time	Sector 1	Sector 2	Sector 3	Kph	Elapsed
8	2:45.824	1:09.535	40.259	56.030	101.0	14:24:03.440							
9	2:40.100	1:02.604	41.463	56.033	104.6	14:26:43.540							
10	2:43.463	1:00.986	42.962	59.515	102.5	14:29:27.003							
11	1:50.293	34.933	34.835	40.525	151.9	14:31:17.296							
12	1:48.993	34.603	34.867	39.523	153.7	14:33:06.289							

88 Miki BLASCOS		ESP											
Monlau Motorsport		TATUUS T-421											
1	2:24.120	39.501	39.966	1:04.653	116.2	14:08:12.466							
2	2:48.059	57.345	39.265	1:11.449	99.7	14:11:00.525							
3	1:49.498	35.260	34.824	39.414	153.0	14:12:50.023							
4	1:48.377	34.622	34.536	39.219	154.6	14:14:38.400							
5	1:48.208	34.165	34.378	39.665	154.8	14:16:26.608							
6	1:54.884	34.557	34.820	45.507	145.8	14:18:21.492							
7	2:42.679	1:00.696	44.826	57.157	103.0	14:21:04.171							
8	2:45.534	1:06.596	44.226	54.712	101.2	14:23:49.705							
9	2:40.263	1:01.210	45.517	53.536	104.5	14:26:29.968							
10	2:48.445	59.913	47.518	1:01.014	99.4	14:29:18.413							
11	1:49.565	34.568	35.543	39.454	152.9	14:31:07.978							
12	1:48.582	34.095	34.200	40.287	154.3	14:32:56.560							

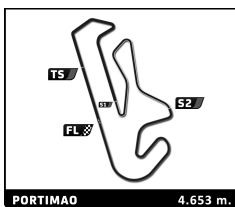
96 Andre RODRIGUEZ		USA											
GRS Team		TATUUS T-421											
1	2:37.455	43.339	47.315	1:06.801	106.4	14:08:25.801							
2	2:38.807	1:00.672	35.325	1:02.810	105.5	14:11:04.608							
3	1:50.808	35.081	35.996	39.731	151.2	14:12:55.416							
4	1:50.522	34.571	35.909	40.042	151.6	14:14:45.938							
5	1:49.058	34.699	34.810	39.549	153.6	14:16:34.996							
6	1:58.682	36.007	38.331	44.344	141.1	14:18:33.678							
7	2:41.929	59.929	42.193	59.807	103.4	14:21:15.607							
8	2:44.646	1:08.789	40.652	55.205	101.7	14:24:00.253							
9	2:40.203	1:03.287	41.435	55.481	104.6	14:26:40.456							
10	2:44.473	1:01.510	43.659	59.304	101.8	14:29:24.929							
11	1:49.361	34.537	35.073	39.751	153.2	14:31:14.290							
12	1:48.708	34.762	34.627	39.319	154.1	14:33:02.998							



F4Spain ROUND 2 - PORTIMAO Race 2

Track Limits Analysis

No	Driver	Team	T.L. Nr	Camera	Lap	Time	
8	Jacob MICALLEF	Campos Racing	1	Turn 1	3	14:11:11.066	
							Total Infractions: <input type="text" value="1"/>
9	Jean Paul KARRAS	G4 Racing	1	Turn 5	3	14:11:42.372	
9	Jean Paul KARRAS	G4 Racing	2	Turn 1	12	14:31:23.685	
							Total Infractions: <input type="text" value="2"/>
10	Luna FLUXÁ	Campos Racing	1	Turn 1	3	14:11:13.476	
10	Luna FLUXÁ	Campos Racing	2	Turn 8	3	14:11:59.053	
10	Luna FLUXÁ	Campos Racing	3	Turn 5	4	14:13:33.941	
							Total Infractions: <input type="text" value="3"/>
11	Rahim ALIBHAI	Monlau Motorsport	1	Turn 5	3	14:11:42.372	
							Total Infractions: <input type="text" value="1"/>
13	Rodrigo MARTÍNEZ	Tecnicar	1	Turn 1	3	14:11:17.611	
13	Rodrigo MARTÍNEZ	Tecnicar	2	Turn 1	6	14:16:50.676	
13	Rodrigo MARTÍNEZ	Tecnicar	3	Turn 1	12	14:31:31.227	
13	Rodrigo MARTÍNEZ	Tecnicar	4	Turn 8	12	14:32:14.965	
							Total Infractions: <input type="text" value="4"/>
15	Jensen BURNETT	KCL Motorsport	1	Turn 1	3	14:11:13.476	
15	Jensen BURNETT	KCL Motorsport	2	Turn 5	3	14:11:42.372	
							Total Infractions: <input type="text" value="2"/>
17	Nacho TUÑÓN	T-Code by Amtog	1	Turn 5	3	14:11:40.030	
17	Nacho TUÑÓN	T-Code by Amtog	2	Turn 5	5	14:15:17.675	
							Total Infractions: <input type="text" value="2"/>
18	Zoe FLORESCU	Tecnicar	1	Turn 1	3	14:11:13.476	
18	Zoe FLORESCU	Tecnicar	2	Turn 1	5	14:14:57.389	
18	Zoe FLORESCU	Tecnicar	3	Turn 1	12	14:31:23.685	
							Total Infractions: <input type="text" value="3"/>
21	Borys LYZEN	KCL Motorsport	1	Turn 1	3	14:11:11.066	
							Total Infractions: <input type="text" value="1"/>
22	Vivek KANTHAN	Griffin Core	1	Turn 5	4	14:13:30.928	
							Total Infractions: <input type="text" value="1"/>
23	Rocco CORONEL	MP Motorsport	1	Turn 1	3	14:11:11.066	
							Total Infractions: <input type="text" value="1"/>
24	Beau LOWETTE	TC Racing	1	Turn 5	4	14:13:33.941	
24	Beau LOWETTE	TC Racing	2	Turn 1	6	14:16:45.333	
							Total Infractions: <input type="text" value="2"/>
25	Aleix PIÑERA	Tecnicar	1	Turn 5	6	14:17:11.006	
							Total Infractions: <input type="text" value="1"/>
27	Yuzuki SATO	Monlau Motorsport	1	Turn 8	4	14:13:52.741	
27	Yuzuki SATO	Monlau Motorsport	2	Turn 5	4	14:13:36.541	
							Total Infractions: <input type="text" value="2"/>
28	Max RADECK	DXR	1	Turn 5	5	14:15:21.338	
							Total Infractions: <input type="text" value="1"/>
32	Simón BULBARELLA	Drivex	1	Turn 4	4	14:13:20.035	
32	Simón BULBARELLA	Drivex	2	Turn 8	3	14:11:59.053	
32	Simón BULBARELLA	Drivex	3	Turn 5	4	14:13:33.941	
32	Simón BULBARELLA	Drivex	4	Turn 4	6	14:17:02.660	
							Total Infractions: <input type="text" value="4"/>



F4Spain

ROUND 2 - PORTIMAO

Race 2

Track Limits Analysis

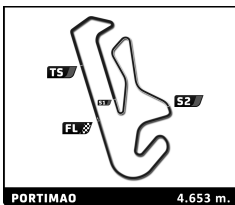
No	Driver	Team	T.L. Nr	Camera	Lap	Time
38	Daniel KELLEHER	Campos Racing	1	Turn 5	3	14:11:40.030
Total Infractions:						1
39	Louis COCHET	KCL Motorsport	1	Turn 5	4	14:13:33.941
39	Louis COCHET	KCL Motorsport	2	Turn 1	11	14:29:34.877
Total Infractions:						2
40	Kasper SCHORMANS	MP Motorsport	1	Turn 5	4	14:13:27.262
Total Infractions:						1
73	Fausto ARNAUDO	Monlau Motorsport	1	Turn 5	3	14:11:44.987
73	Fausto ARNAUDO	Monlau Motorsport	2	Turn 1	5	14:14:57.389
73	Fausto ARNAUDO	Monlau Motorsport	3	Turn 5	4	14:13:36.541
73	Fausto ARNAUDO	Monlau Motorsport	4	Turn 5	11	14:30:02.756
Total Infractions:						4
74	Pablo RICCOBONO	GRS Team	1	Turn 5	3	14:11:44.987
74	Pablo RICCOBONO	GRS Team	2	Turn 8	5	14:15:42.583
74	Pablo RICCOBONO	GRS Team	3	Turn 8	6	14:17:31.159
Total Infractions:						3
78	Maria NETO	TC Racing	1	Turn 1	11	14:29:37.079
78	Maria NETO	TC Racing	2	Turn 5	11	14:30:04.830
Total Infractions:						2
80	Sebastián FRIGOLET	DXR	1	Turn 5	5	14:15:28.609
80	Sebastián FRIGOLET	DXR	2	Turn 5	6	14:17:17.760
Total Infractions:						2
88	Miki BLASCOS	Monlau Motorsport	1	Turn 1	3	14:11:13.476
88	Miki BLASCOS	Monlau Motorsport	2	Turn 4	4	14:13:16.840
88	Miki BLASCOS	Monlau Motorsport	3	Turn 8	11	14:30:15.566
Total Infractions:						3

TOTAL TRACK LIMITS: 49

Published at:14:35.....

Track Limits Operator:

Daphne FERNÁNDEZ
 OD-1537-ESP-CAT



F4Spain

ROUND 2 - PORTIMAO

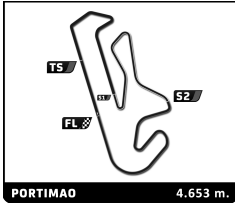
Race 2

Provisional Race Director Report

Hour	Flag	Message
13:25:08		F4 R2 - PIT LANE WILL BE OPEN AT 13:40
13:38:43		F4 R2 - PIT LANE WILL BE OPEN AT 13:45
13:39:01		F4 R2 - PIT LANE WILL BE OPEN AT 13:45 TBC
13:44:00		F4 R2 - PIT LANE WILL BE OPEN AT 13:50 TBC
13:49:01		F4 R2 - PIT LANE WILL BE OPEN AT 13:52 CONFIRMED
13:50:02		FAST LANE OPEN
13:52:00		PIT LANE OPEN
13:57:00		5 MINUTES BOARD - PIT LANE CLOSED
13:59:00		3 MINUTES BOARD
14:01:00		1 MINUTE BOARD
14:01:45		15 SECONDS BOARD
14:02:01		GREEN FLAG - FORMATION LAP
14:06:01		STARTING PROCEDURE UNDER INVESTIGATION
14:06:27		STARTING PROCEDURE UNDER INVESTIGATION - POSSIBLE JUMP START CAR #78
14:06:40	YF	YELLOW FLAG AT TURN 5
14:06:46	YF	DOUBLE YELLOW AT TURN 5
14:06:49	SF	SAFETY CAR
14:07:17		INCIDENT INVOLVING CARS #5 #71 ON T5 NOTED
14:07:56		FOLLOWING SC IN T5 USE FIM LAYOUT
14:09:35		SAFETY CAR IN THIS LAP
14:10:41	GF	GREEN FLAG
14:11:51		INCIDENT INVOLVING CAR #7 ON T4 NOTED
14:12:00		SC PROCEDURE AFTER INVESTIGATION - NFA
14:13:31		STARTING PROCEDURE WILL BE INVESTIGATED AFTER THE SESSION
14:14:05		INCIDENT INVOLVING CARS #40 #46 ON T5 NOTED
14:17:18	YF	YELLOW FLAG AT TURN 4
14:17:31	SF	SAFETY CAR
14:19:42		INCIDENT INVOLVING CARS #74 #27 ON MAIN STRAIGHT NOTED
14:20:43		FOLLOWING SC ON MAIN STRAIGHT KEEP ON THE LHS
14:22:24		PIT EXIT BLOCKED
14:28:03		SAFETY CAR IN THIS LAP
14:29:07	GF	GREEN FLAG
14:30:59		SC PROCEDURE AFTER INVESTIGATION - NFA
14:32:50		CHEQUERED FLAG
14:33:22		TOP 3 OVERALL TOP 3 ROOKIE & FIRST FEMALE PROCEED TO THE PODIUM AREA - CARS #21 #77 #81 #40 #2:
14:33:41		CARS & DRIVERS #21 #77 #81 #88 STAY ON PODIUM AREA FOR POSTERIOR SCRUTINEERING
14:34:11		DRIVERS #22 #23 #24 #25 #28 PLEASE PROCEED TO SCRUTINEERING BAY FOR EQUIPMENT CHECKS AFTER

Published at: ...14:35.....

Race Director: Luis GONZÁLEZ 	Timekeeper: Alberto ESTÉBANEZ 
---	--


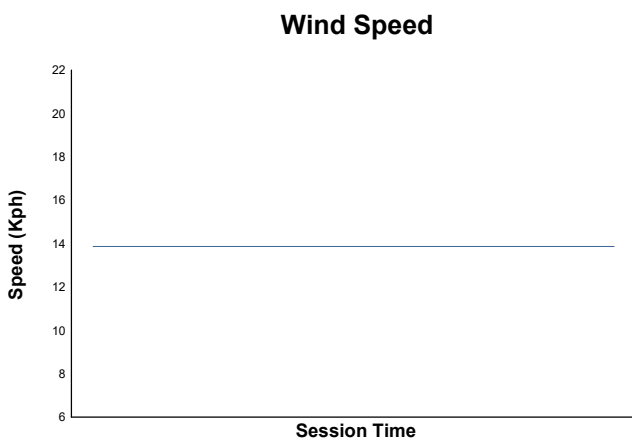
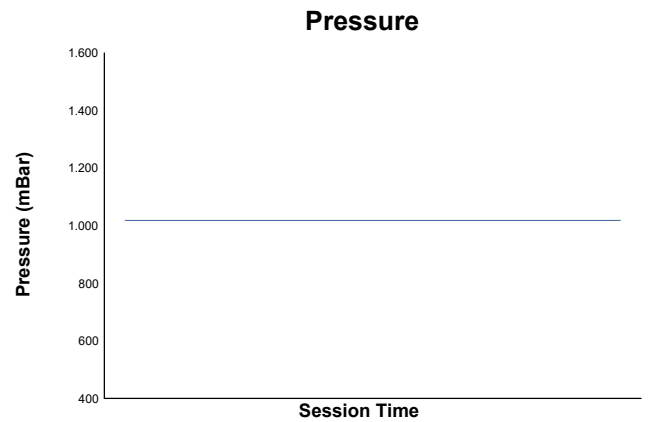
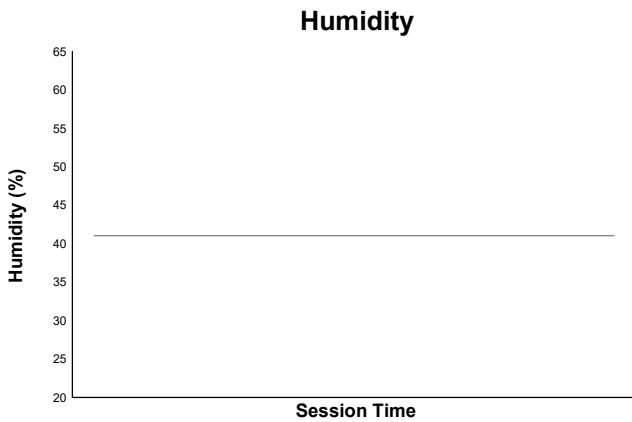
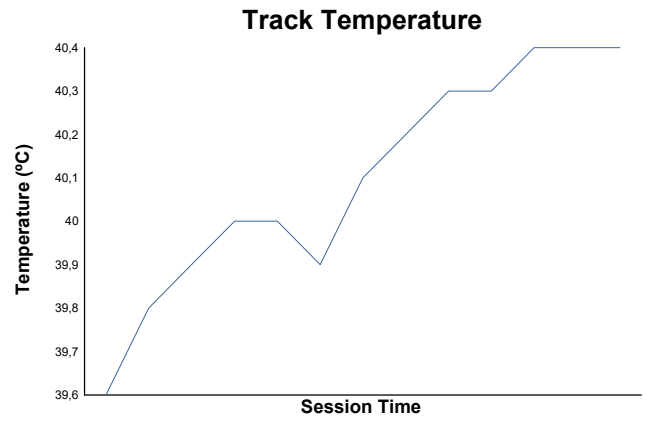
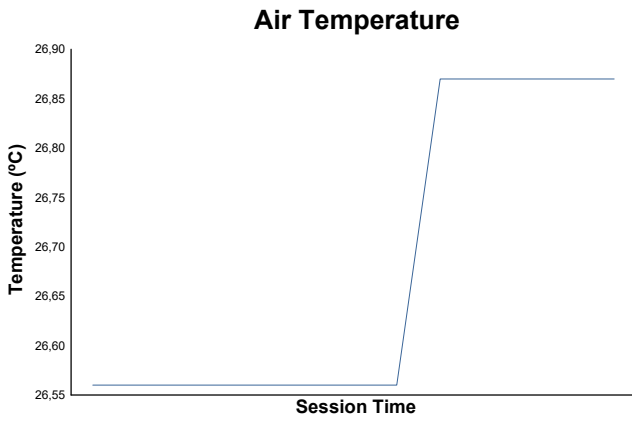


ROUND 2 - PORTIMAO

F4Spain

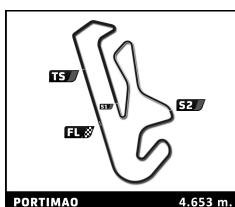
Race 2

Weather Report



Track Status: **DRY**





F4Spain ROUND 2 - PORTIMAO Qualifying 2

Final Classification

No	Driver	Nat	Team	Car	Cl.	Time	Lap Total	Gap	Kph
1	77 Andrej PETROVIC	SRB	T-Code by Amtog	TATUUS T-421		1:45.305	9 9	-	159.1
2	17 Nacho TUÑÓN	ESP	T-Code by Amtog	TATUUS T-421		1:45.312	9 9	+0.007	159.1
3	81 Noah MONTEIRO	PRT	Griffin Core	TATUUS T-421		1:45.325	10 10	+0.020	159.0
4	40 Kasper SCHORMANS	NLD	MP Motorsport	TATUUS T-421	R	1:45.362	10 10	+0.057	159.0
5	46 Nathan TYE	GBR	Drivex	TATUUS T-421		1:45.414	5 9	+0.109	158.9
6	21 Borys LYZEN	POL	KCL Motorsport	TATUUS T-421	R	1:45.442	9 9	+0.137	158.9
7	37 Ty FISHER	CAN	Griffin Core	TATUUS T-421	R	1:45.461	7 11	+0.156	158.8
8	23 Rocco CORONEL	NLD	MP Motorsport	TATUUS T-421	R	1:45.520	5 9	+0.215	158.7
9	32 Simón BULBARELLA	ARG	Drivex	TATUUS T-421	R	1:45.529	9 9	+0.224	158.7
10	8 Jacob MICALLEF	MLT	Campos Racing	TATUUS T-421	R	1:45.548	10 10	+0.243	158.7
11	22 Vivek KANTHAN	USA	Griffin Core	TATUUS T-421		1:45.620	9 10	+0.315	158.6
12	38 Daniel KELLEHER	IRL	Campos Racing	TATUUS T-421	R	1:45.661	6 10	+0.356	158.5
13	15 Jensen BURNETT	CAN	KCL Motorsport	TATUUS T-421	R	1:45.788	9 9	+0.483	158.3
14	44 Elliot KACZYNSKI	SWE	Drivex	TATUUS T-421	R	1:45.797	4 9	+0.492	158.3
15	25 Aleix PIÑERA	ESP	Tecnicar	TATUUS T-421	R	1:45.821	8 9	+0.516	158.3
16	7 Felipe REUS	NLD	MP Motorsport	TATUUS T-421	R	1:45.920	9 9	+0.615	158.1
17	28 Max RADECK	PRT	DXR	TATUUS T-421	R	1:45.942	9 9	+0.637	158.1
18	18 Zoe FLORESCU	ROU	Tecnicar	TATUUS T-421	R	1:45.977	8 9	+0.672	158.1
19	88 Miki BLASCOS	ESP	Monlau Motorsport	TATUUS T-421	R	1:46.033	9 10	+0.728	158.0
20	10 Luna FLUXÁ	ESP	Campos Racing	TATUUS T-421	R	1:46.042	11 11	+0.737	158.0
21	73 Fausto ARNAUDO	ARG	Monlau Motorsport	TATUUS T-421	R	1:46.051	5 10	+0.746	158.0
22	80 Sebastián FRIGOLET	MEX	DXR	TATUUS T-421	R	1:46.143	10 10	+0.838	157.8
23	9 Jean Paul KARRAS	GRC	G4 Racing	TATUUS T-421		1:46.166	10 10	+0.861	157.8
24	39 Louis COCHET	NLD	KCL Motorsport	TATUUS T-421	R	1:46.185	9 9	+0.880	157.8
25	27 Yuzuki SATO	JPN	Monlau Motorsport	TATUUS T-421	R	1:46.232	10 10	+0.927	157.7
26	12 Philippe Armand KARRAS	GRC	G4 Racing	TATUUS T-421		1:46.348	4 10	+1.043	157.5
27	24 Beau LOWETTE	BEL	TC Racing	TATUUS T-421	R	1:46.370	10 10	+1.065	157.5
28	5 Daniel MOTA	ESP	TC Racing	TATUUS T-421	R	1:46.415	5 10	+1.110	157.4
29	11 Rahim ALIBHAI	USA	Monlau Motorsport	TATUUS T-421	R	1:46.553	6 11	+1.248	157.2
30	96 Andre RODRIGUEZ	USA	GRS Team	TATUUS T-421		1:46.688	5 10	+1.383	157.0
31	78 Maria NETO	PRT	TC Racing	TATUUS T-421	R	1:46.791	9 10	+1.486	156.9
32	71 Sam URUS	MCO	DXR	TATUUS T-421		1:47.129	8 8	+1.824	156.4
33	83 Alfons MIETTINEN	FIN	GRS Team	TATUUS T-421	R	1:47.135	6 7	+1.830	156.4
34	94 Jorden MOODLEY	ZAF	G4 Racing	TATUUS T-421		1:49.500	3 7	+4.195	153.0

Max. qual. time: 1:55.835





13	Rodrigo MARTÍNEZ	MEX	Tecnicar	TATUUS T-421	R		11		
74	Pablo RICCOBONO	ESP	GRS Team	TATUUS T-421			2		

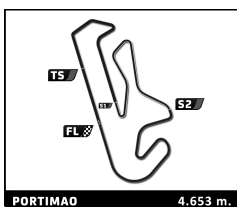
Fastest Lap: Lap 9 Andrej PETROVIC 1:45.305 159.1 Kph

CAR #94 - BEST LAPTITUDE DELETED - CAUSING A RED FLAG - Art. 30.7
CAR #13 - ALL LAPTIMITES DELETED - TRACK LIMITS

Published at: 10:30

Track Status: **DRY**

 Mr. Dennis Dean Chair of the Stewards	 Mrs. Noelia Franco Steward	 Mr. Luis Pereira Steward	Timekeeper: Alberto ESTÉBANEZ 
---	--	--	--



F4Spain ROUND 2 - PORTIMAO Qualifying 2

Final Classification by Class

No	Driver	Nat	Team	Car	Time	Lap Total	Gap	Kph
R								
1	40 Kasper SCHORMANS	NLD	MP Motorsport	TATUUS T-421	1:45.362	10 10		159.0
2	21 Borys LYZEN	POL	KCL Motorsport	TATUUS T-421	1:45.442	9 9	+0.080 +0.080	158.9
3	37 Ty FISHER	CAN	Griffin Core	TATUUS T-421	1:45.461	7 11	+0.099 +0.019	158.8
4	23 Rocco CORONEL	NLD	MP Motorsport	TATUUS T-421	1:45.520	5 9	+0.158 +0.059	158.7
5	32 Simón BULBARELLA	ARG	Drivex	TATUUS T-421	1:45.529	9 9	+0.167 +0.009	158.7
6	8 Jacob MICALLEF	MLT	Campos Racing	TATUUS T-421	1:45.548	10 10	+0.186 +0.019	158.7
7	38 Daniel KELLEHER	IRL	Campos Racing	TATUUS T-421	1:45.661	6 10	+0.299 +0.113	158.5
8	15 Jensen BURNETT	CAN	KCL Motorsport	TATUUS T-421	1:45.788	9 9	+0.426 +0.127	158.3
9	44 Elliot KACZYNSKI	SWE	Drivex	TATUUS T-421	1:45.797	4 9	+0.435 +0.009	158.3
10	25 Aleix PIÑERA	ESP	Tecnicar	TATUUS T-421	1:45.821	8 9	+0.459 +0.024	158.3
11	7 Felipe REIJS	NLD	MP Motorsport	TATUUS T-421	1:45.920	9 9	+0.558 +0.099	158.1
12	28 Max RADECK	PRT	DXR	TATUUS T-421	1:45.942	9 9	+0.580 +0.022	158.1
13	18 Zoe FLORESCU	ROU	Tecnicar	TATUUS T-421	1:45.977	8 9	+0.615 +0.035	158.1
14	88 Miki BLASCOS	ESP	Monlau Motorsport	TATUUS T-421	1:46.033	9 10	+0.671 +0.056	158.0
15	10 Luna FLUXÁ	ESP	Campos Racing	TATUUS T-421	1:46.042	11 11	+0.680 +0.009	158.0
16	73 Fausto ARNAUDO	ARG	Monlau Motorsport	TATUUS T-421	1:46.051	5 10	+0.689 +0.009	158.0
17	80 Sebastián FRIGOLET	MEX	DXR	TATUUS T-421	1:46.143	10 10	+0.781 +0.092	157.8
18	39 Louis COCHET	NLD	KCL Motorsport	TATUUS T-421	1:46.185	9 9	+0.823 +0.042	157.8
19	27 Yuzuki SATO	JPN	Monlau Motorsport	TATUUS T-421	1:46.232	10 10	+0.870 +0.047	157.7
20	24 Beau LOWETTE	BEL	TC Racing	TATUUS T-421	1:46.370	10 10	+1.008 +0.138	157.5
21	5 Daniel MOTA	ESP	TC Racing	TATUUS T-421	1:46.415	5 10	+1.053 +0.045	157.4
22	11 Rahim ALIBHAI	USA	Monlau Motorsport	TATUUS T-421	1:46.553	6 11	+1.191 +0.138	157.2
23	78 Maria NETO	PRT	TC Racing	TATUUS T-421	1:46.791	9 10	+1.429 +0.238	156.9
24	83 Alfons MIETTINEN	FIN	GRS Team	TATUUS T-421	1:47.135	6 7	+1.773 +0.344	156.4





■ Max. qual. time: 1:55.835

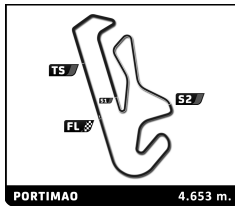
13 Rodrigo MARTÍNEZ MEX Tecnicar TATUUS T-421 11

CAR #94 - BEST LAPTIME DELETED - CAUSING A RED FLAG - Art. 30.7
CAR #13 - ALL LAPTIMES DELETED - TRACK LIMITS

Published at:10:30.....

Track Status: **DRY**

 Mr. Dennis Dean Chair of the Stewards	 Mrs. Noelia Franco Steward	 Mr. Luis Pereira Steward	Timekeeper: Alberto ESTÉBANEZ 
---	--	--	---



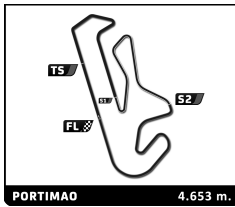
F4Spain

ROUND 2 - PORTIMAO

Qualifying 2

Best Top Speed


No Driver	Team	Class	Top 1		Top 2		Top 3		Top 4		Top 5		
			Kph	Lap	Kph	Lap	Kph	Lap	Kph	Lap	Kph	Lap	Avg
18 Zoe FLORESCU	Tecnicar	R	243.8	3	239.5	6	238.4	8	237.4	5	236.3	4	239,1
7 Felipe REIJS	MP Motorsport	R	240.5	3	240.0	6	237.4	8	235.8	9	235.3	5	237,8
38 Daniel KELLEHER	Campos Racing	R	240.5	4	237.9	5	235.3	6	233.3	7	231.8	10	235,8
22 Vivek KANTHAN	Griffin Core		240.0	5	236.8	7	235.8	10	235.3	4	234.3	9	236,4
25 Aleix PIÑERA	Tecnicar	R	239.5	5	238.9	4	237.9	6	237.9	8	237.4	3	238,3
8 Jacob MICALLEF	Campos Racing	R	238.9	4	236.8	9	236.3	10	236.3	7	236.3	6	236,9
28 Max RADECK	DXR	R	238.9	4	236.8	3	235.3	5	234.8	6	234.8	8	236,1
73 Fausto ARNAUDO	Monlau Motorsport	R	238.9	3	236.3	7	236.3	4	235.8	6	235.3	5	236,5
81 Noah MONTEIRO	Griffin Core		238.9	6	235.8	7	234.8	4	234.3	9	233.8	10	235,5
83 Alfons MIETTINEN	GRS Team	R	238.9	3	238.9	6	238.4	4	237.4	7	235.3	5	237,8
88 Miki BLASCOS	Monlau Motorsport	R	238.9	10	236.8	6	235.8	7	235.3	9	234.3	5	236,2
40 Kasper SCHORMANS	MP Motorsport	R	238.4	4	237.9	9	237.9	6	237.4	10	236.8	5	237,7
77 Andrej PETROVIC	T-Code by Amtog		238.4	8	237.4	9	236.8	6	236.3	5	235.8	4	236,9
21 Borys LYZEN	KCL Motorsport	R	237.9	6	237.4	5	235.3	4	234.8	9	234.3	3	235,9
5 Daniel MOTA	TC Racing	R	237.4	6	236.8	3	235.8	7	234.3	5	234.3	4	235,7
12 Philippe Armand KARRAS	G4 Racing		237.4	9	237.4	4	236.8	6	235.8	10	235.8	3	236,6
32 Simón BULBARELLA	Drivex	R	237.4	6	234.8	8	233.8	5	233.8	9	233.3	4	234,6
9 Jean Paul KARRAS	G4 Racing		236.8	4	236.8	3	236.3	7	236.3	5	235.8	9	236,4
27 Yuzuki SATO	Monlau Motorsport	R	236.8	7	235.3	4	233.3	10	233.3	6	233.3	5	234,4
39 Louis COCHET	KCL Motorsport	R	236.8	9	236.3	3	235.8	5	235.8	8	235.3	4	236,0
13 Rodrigo MARTÍNEZ	Tecnicar	R	236.3	10	232.3	11	231.3	7	230.8	8	230.3	5	232,2
17 Nacho TUÑÓN	T-Code by Amtog		236.3	9	234.8	6	234.3	8	233.8	3	233.3	5	234,5
23 Rocco CORONEL	MP Motorsport	R	236.3	4	236.3	5	236.3	6	235.8	9	235.3	3	236,0
11 Rahim ALIBHAI	Monlau Motorsport	R	235.8	4	235.3	10	234.8	6	233.8	11	233.8	8	234,7
37 Ty FISHER	Griffin Core	R	235.8	10	235.3	11	234.8	7	233.8	6	233.8	5	234,7
44 Elliot KACZYNSKI	Drivex	R	235.8	9	234.8	4	234.8	8	234.3	3	234.3	6	234,8
78 Maria NETO	TC Racing	R	235.8	7	235.3	6	234.3	4	233.8	9	233.8	3	234,6
15 Jensen BURNETT	KCL Motorsport	R	235.3	5	235.3	6	234.8	4	234.3	3	234.3	9	234,8
46 Nathan TYE	Drivex		235.3	6	233.8	5	233.3	4	232.8	9	232.3	3	233,5
24 Beau LOWETTE	TC Racing	R	234.8	10	233.8	6	232.8	5	231.3	4	230.8	9	232,7
71 Sam URUS	DXR		234.8	5	233.8	4	231.8	7	231.8	8	198.5	3	226,1
80 Sebastián FRIGOLET	DXR	R	234.8	7	234.8	5	233.3	6	232.3	10	232.3	4	233,5
94 Jorden MOODLEY	G4 Racing		234.8	6	232.3	4	226.4	3	222.2	2	212.6	5	225,7
96 Andre RODRIGUEZ	GRS Team		234.8	7	233.8	9	233.3	10	232.8	6	232.8	5	233,5
10 Luna FLUXÁ	Campos Racing	R	234.3	4	233.8	8	233.8	7	233.8	6	233.3	10	233,8
74 Pablo RICCOBONO	GRS Team		229.3	2									229,3



F4Spain ROUND 2 - PORTIMAO Qualifying 2

Best Sector Times

Sector 1			Sector 2			Sector 3			Pos	No Driver	Ideal Lap	Best Lap
Pos	No Driver	Time	No Driver	Time	No Driver	Time	Pos	No Driver				
1	77 A.PETROVIC	33.395	81 N.MONTEIRO	33.613	37 T.FISHER	38.079	1	46 N.TYE	1:45.233	1:45.414	(5)	
2	46 N.TYE	33.396	17 N.TUÑÓN	33.632	46 N.TYE	38.086	2	17 N.TUÑÓN	1:45.263	1:45.312	(2)	
3	17 N.TUÑÓN	33.427	8 J.MICALLEF	33.669	77 A.PETROVIC	38.140	3	77 A.PETROVIC	1:45.279	1:45.305	(1)	
4	23 R.CORONEL	33.436	22 V.KANTHAN	33.679	21 B.LYZEN	38.148	4	81 N.MONTEIRO	1:45.298	1:45.325	(3)	
5	21 B.LYZEN	33.458	32 S.BULBARELLA	33.694	23 R.CORONEL	38.164	5	37 T.FISHER	1:45.340	1:45.461	(7)	
6	40 K.SCHORMANS	33.462	38 D.KELLEHER	33.709	40 K.SCHORMANS	38.187	6	40 K.SCHORMANS	1:45.362	1:45.362	(4)	
7	81 N.MONTEIRO	33.462	40 K.SCHORMANS	33.713	38 D.KELLEHER	38.187	7	21 B.LYZEN	1:45.403	1:45.442	(6)	
8	37 T.FISHER	33.510	77 A.PETROVIC	33.744	10 L.FLUXÁ	38.193	8	38 D.KELLEHER	1:45.419	1:45.661	(12)	
9	28 M.RADECK	33.512	37 T.FISHER	33.751	17 N.TUÑÓN	38.204	9	23 R.CORONEL	1:45.439	1:45.520	(8)	
10	38 D.KELLEHER	33.523	46 N.TYE	33.751	15 J.BURNETT	38.217	10	22 V.KANTHAN	1:45.490	1:45.620	(11)	
11	8 J.MICALLEF	33.530	18 Z.FLORESCU	33.784	81 N.MONTEIRO	38.223	11	8 J.MICALLEF	1:45.496	1:45.548	(10)	
12	22 V.KANTHAN	33.537	25 A.PIÑERA	33.787	44 E.KACZYNSKI	38.226	12	32 S.BULBARELLA	1:45.529	1:45.529	(9)	
13	44 E.KACZYNSKI	33.545	21 B.LYZEN	33.797	7 F.REIJS	38.254	13	25 A.PIÑERA	1:45.643	1:45.821	(15)	
14	32 S.BULBARELLA	33.548	88 M.BLASCOS	33.814	25 A.PIÑERA	38.268	14	28 M.RADECK	1:45.647	1:45.942	(17)	
15	88 M.BLASCOS	33.586	23 R.CORONEL	33.839	22 V.KANTHAN	38.274	15	15 J.BURNETT	1:45.724	1:45.788	(13)	
16	25 A.PIÑERA	33.588	28 M.RADECK	33.851	28 M.RADECK	38.284	16	44 E.KACZYNSKI	1:45.730	1:45.977	(14)	
17	39 L.COCHET	33.623	80 S.FRIGOLET	33.857	32 S.BULBARELLA	38.287	17	7 F.REIJS	1:45.803	1:45.920	(16)	
18	73 F.ARNAUDO	33.631	15 J.BURNETT	33.861	8 J.MICALLEF	38.297	18	10 L.FLUXÁ	1:45.821	1:46.042	(20)	
19	15 J.BURNETT	33.646	12 P.KARRAS	33.887	18 Z.FLORESCU	38.326	19	88 M.BLASCOS	1:45.841	1:46.033	(19)	
20	7 F.REIJS	33.651	7 F.REIJS	33.898	27 Y.SATO	38.371	20	73 F.ARNAUDO	1:45.936	1:46.051	(21)	
21	9 J.KARRAS	33.703	24 B.LOWETTE	33.919	73 F.ARNAUDO	38.381	21	18 Z.FLORESCU	1:45.968	1:45.977	(18)	
22	10 L.FLUXÁ	33.709	10 L.FLUXÁ	33.919	39 L.COCHET	38.404	22	12 P.KARRAS	1:46.080	1:46.348	(26)	
23	24 B.LOWETTE	33.729	73 F.ARNAUDO	33.924	12 P.KARRAS	38.440	23	39 L.COCHET	1:46.106	1:46.185	(24)	
24	12 P.KARRAS	33.753	9 J.KARRAS	33.937	88 M.BLASCOS	38.441	24	9 J.KARRAS	1:46.136	1:46.166	(23)	
25	27 Y.SATO	33.781	44 E.KACZYNSKI	33.959	80 S.FRIGOLET	38.471	25	80 S.FRIGOLET	1:46.143	1:46.143	(22)	
26	78 M.NETO	33.799	5 D.MOTA	33.968	9 J.KARRAS	38.496	26	27 Y.SATO	1:46.184	1:46.232	(25)	
27	80 S.FRIGOLET	33.815	27 Y.SATO	34.032	11 R.ALIBHAI	38.526	27	24 B.LOWETTE	1:46.185	1:46.370	(27)	
28	18 Z.FLORESCU	33.858	11 R.ALIBHAI	34.032	24 B.LOWETTE	38.537	28	5 D.MOTA	1:46.399	1:46.415	(28)	
29	11 R.ALIBHAI	33.871	78 M.NETO	34.045	96 A.RODRIGUEZ	38.541	29	11 R.ALIBHAI	1:46.429	1:46.553	(29)	
30	5 D.MOTA	33.874	39 L.COCHET	34.079	5 D.MOTA	38.557	30	78 M.NETO	1:46.482	1:46.791	(31)	
31	83 A.MIETTINEN	33.889	96 A.RODRIGUEZ	34.096	71 S.URUS	38.632	31	96 A.RODRIGUEZ	1:46.599	1:46.688	(30)	
32	96 A.RODRIGUEZ	33.962	13 R.MARTÍNEZ	34.298	78 M.NETO	38.638	32	83 A.MIETTINEN	1:46.977	1:47.135	(33)	
33	71 S.URUS	34.127	83 A.MIETTINEN	34.334	83 A.MIETTINEN	38.754	33	71 S.URUS	1:47.129	1:47.129	(32)	
34	13 R.MARTÍNEZ	34.532	71 S.URUS	34.370	94 J.MOODLEY	38.977	34	13 R.MARTÍNEZ	1:47.930			
35	94 J.MOODLEY	35.312	94 J.MOODLEY	34.612	13 R.MARTÍNEZ	39.100	35	94 J.MOODLEY	1:48.901	1:49.500	(34)	
36	74 P.RICCOBONO	37.271	74 P.RICCOBONO	37.538	74 P.RICCOBONO	41.288	36	74 P.RICCOBONO	1:56.097			



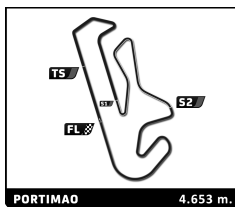
F4Spain

ROUND 2 - PORTIMAO

Qualifying 2

Fastest Lap Sequence

Elapsed	No	Driver	Team	Car	Class	Time	Kph	Lap
5:47.921	37	Ty FISHER	Griffin Core	TATUUS T-421	R	1:57.332	142.8	2
5:48.668	10	Luna FLUXÁ	Campos Racing	TATUUS T-421	R	1:57.085	143.1	2
6:21.698	94	Jorden MOODLEY	G4 Racing	TATUUS T-421		1:54.193	146.7	2
6:38.425	83	Alfons MIETTINEN	GRS Team	TATUUS T-421	R	1:50.158	152.1	2
6:46.861	38	Daniel KELLEHER	Campos Racing	TATUUS T-421	R	1:49.305	153.2	2
6:48.043	81	Noah MONTEIRO	Griffin Core	TATUUS T-421		1:49.009	153.7	2
8:25.456	78	Maria NETO	TC Racing	TATUUS T-421	R	1:48.232	154.8	3
8:26.442	83	Alfons MIETTINEN	GRS Team	TATUUS T-421	R	1:48.017	155.1	3
8:32.659	80	Sebastián FRIGOLET	DXR	TATUUS T-421	R	1:47.873	155.3	3
8:33.143	38	Daniel KELLEHER	Campos Racing	TATUUS T-421	R	1:46.282	157.6	3
9:25.551	37	Ty FISHER	Griffin Core	TATUUS T-421	R	1:46.152	157.8	4
10:20.645	81	Noah MONTEIRO	Griffin Core	TATUUS T-421		1:45.836	158.3	4
11:53.506	46	Nathan TYE	Drivex	TATUUS T-421		1:45.596	158.6	4
12:06.035	81	Noah MONTEIRO	Griffin Core	TATUUS T-421		1:45.390	158.9	5
27:50.019	40	Kasper SCHORMANS	MP Motorsport	TATUUS T-421	R	1:45.362	159.0	10
27:54.355	17	Nacho TUÑÓN	T-Code by Amtog	TATUUS T-421		1:45.312	159.1	9
27:55.143	77	Andrej PETROVIC	T-Code by Amtog	TATUUS T-421		1:45.305	159.1	9

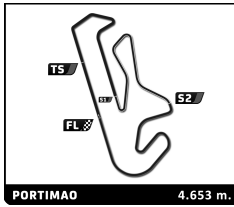


F4Spain ROUND 2 - PORTIMÃO Qualifying 2

Sector Analysis

Lap under Red Flag — Invalidated Lap ■ Personal Best ■ Session Best B Crossing the pit lane

Lap	Time	Sector 1	Sector 2	Sector 3	Kph	Elapsed	Lap	Time	Sector 1	Sector 2	Sector 3	Kph	Elapsed	
5	Daniel MOTA ESP							4	1:46.729	34.101	34.235	38.393	156.9	09:09:27.105
	TC Racing TATUUS T-421							5	1:46.247	33.867	34.068	38.312	157.7	09:11:13.352
	1	4:43.485	3:19.547	41.455	42.483	59.1	09:04:43.485	6	1:46.070	33.923	33.954	38.193	157.9	09:12:59.422
	2	1:54.435	39.237	35.941	39.257	146.4	09:06:37.920	7	1:45.915	33.723	33.940	38.252	158.2	09:14:45.337
	3	1:50.901	34.297	36.470	40.134	151.0	09:08:28.821	8	2:05.927 B	36.750	37.456	51.721	133.0	09:16:51.264
	4	1:46.931	34.037	34.225	38.669	156.7	09:10:15.752	9	7:45.405	6:32.544	34.424	38.437	36.0	09:24:36.669
	5	1:46.415	33.874	33.984	38.557	157.4	09:12:02.167	10	1:46.215	33.992	33.919	38.304	157.7	09:26:22.884
	6	1:53.999	34.668	34.326	45.005	146.9	09:13:56.166	11	1:46.042	33.709	33.949	38.384	158.0	09:28:08.926
	7	2:06.373 B	33.966	35.418	56.989	132.6	09:16:02.539							
	8	8:50.958	7:37.662	34.389	38.907	31.5	09:24:53.497							
	9	1:46.807	33.914	34.074	38.819	156.8	09:26:40.304							
	10	1:46.373	33.766	33.968	38.639	157.5	09:28:26.677							
7	Felipe REIJS NLD							1	3:52.098	2:29.708	39.183	43.207	72.2	09:03:52.098
	MP Motorsport TATUUS T-421							2	1:57.090	36.875	38.087	42.128	143.1	09:05:49.188
	1	7:07.783	5:49.533	38.025	40.225	39.2	09:07:07.783	3	1:51.762	36.256	36.029	39.477	149.9	09:07:40.950
	2	1:50.656	35.433	35.889	39.334	151.4	09:08:58.439	4	1:47.255	34.213	34.436	38.606	156.2	09:09:28.205
	3	1:50.140	35.213	36.338	38.589	152.1	09:10:48.579	5	1:46.715	33.917	34.211	38.587	157.0	09:11:14.920
	4	1:46.044	33.771	34.019	38.254	158.0	09:12:34.623	6	1:46.553	33.914	34.113	38.526	157.2	09:13:01.473
	5	1:46.002	33.651	33.921	38.430	158.0	09:14:20.625	7	1:46.346	33.834	34.032	38.480	157.5	09:14:47.819
	6	2:07.269 B	34.604	37.685	54.980	131.6	09:16:27.894	8	2:08.023 B	37.631	38.756	51.636	130.8	09:16:55.842
	7	7:53.749	6:35.315	36.954	41.480	35.4	09:24:21.643	9	7:44.059	6:29.931	35.176	38.952	36.1	09:24:39.901
	8	1:46.305	33.790	34.127	38.388	157.6	09:26:07.948	10	1:46.872	33.926	34.273	38.673	156.7	09:26:26.773
	9	1:45.920	33.698	33.898	38.324	158.1	09:27:53.868	11	1:46.783	33.871	34.206	38.706	156.9	09:28:13.556
8	Jacob MICALLEF MLT							1	5:03.046	3:45.040	37.551	40.455	55.3	09:05:03.046
	Campos Racing TATUUS T-421							2	1:50.345	36.114	35.263	38.968	151.8	09:06:53.391
	1	5:00.460	3:43.308	36.581	40.571	55.8	09:05:00.460	3	1:46.510	33.991	34.079	38.440	157.3	09:08:39.901
	2	1:49.424	35.484	34.637	39.303	153.1	09:06:49.884	4	1:46.348	33.943	33.939	38.466	157.5	09:10:26.249
	3	1:46.444	33.893	34.059	38.492	157.4	09:08:36.328	5	1:46.264	33.767	34.001	38.496	157.6	09:12:12.513
	4	1:45.967	33.599	34.009	38.359	158.1	09:10:22.295	6	1:46.442	33.779	33.887	38.776	157.4	09:13:58.955
	5	1:45.952	33.818	33.824	38.310	158.1	09:12:08.247	7	2:08.049 B	33.790	38.009	56.250	130.8	09:16:07.004
	6	1:46.270	33.531	33.860	38.879	157.6	09:13:54.517	8	8:19.281	7:05.107	34.847	39.327	33.5	09:24:26.285
	7	2:04.533 B	33.615	35.199	55.719	134.5	09:15:59.050	9	1:46.363	33.753	34.090	38.520	157.5	09:26:12.648
	8	9:23.409	8:09.552	34.630	39.227	29.7	09:25:22.459	10	2:00.899 B	33.877	36.272	50.750	138.6	09:28:13.547
	9	1:45.680	33.530	33.853	38.297	158.5	09:27:08.139							
	10	1:45.548	33.552	33.669	38.327	158.7	09:28:53.687							
9	Jean Paul KARRAS GRC							1	2:32.224	1:04.819	42.577	44.828	110.0	09:02:32.224
	G4 Racing TATUUS T-421							2	1:58.889	39.524	37.689	41.676	140.9	09:04:31.113
	1	5:03.619	3:46.226	37.079	40.314	55.2	09:05:03.619	3	1:50.591	35.601	35.318	39.672	151.5	09:06:21.704
	2	1:50.240	36.163	35.117	38.960	151.9	09:06:53.859	4	1:48.964	34.816	34.811	39.337	153.7	09:08:10.668
	3	1:46.813	34.032	34.285	38.496	156.8	09:08:40.672	5	1:48.609	34.442	34.684	39.483	154.2	09:09:59.277
	4	1:46.574	33.928	34.126	38.520	157.2	09:10:27.246	6	1:48.237	34.634	34.509	39.094	154.8	09:11:47.514
	5	1:46.309	33.831	33.942	38.536	157.6	09:12:13.555	7	1:48.262	34.383	34.383	39.496	154.7	09:13:35.776
	6	1:46.306	33.705	34.019	38.582	157.6	09:13:59.861	8	1:58.258 B	34.680	34.710	48.868	141.6	09:15:34.034
	7	2:09.362 B	33.710	37.850	57.802	129.5	09:16:09.223	9	8:56.107	7:39.808	36.528	39.771	31.2	09:24:30.141
	8	8:17.860	7:03.624	34.669	39.567	33.6	09:24:27.083	10	1:48.748	35.100	34.548	39.100	154.0	09:26:18.889
	9	1:46.686	33.956	34.062	38.668	157.0	09:26:13.769	11	1:48.040	34.532	34.298	39.210	155.0	09:28:06.929
	10	1:46.166	33.703	33.937	38.526	157.8	09:27:59.935							
10	Luna FLUXÁ ESP							1	7:06.887	5:48.925	37.359	40.603	39.2	09:07:06.887
	Campos Racing TATUUS T-421							2	1:51.059	36.018	35.602	39.439	150.8	09:08:57.946
	1	3:51.583	2:31.001	37.670	42.912	72.3	09:03:51.583	3	1:48.075	34.342	34.299	39.434	155.0	09:10:46.021
	2	1:57.085	36.841	38.030	42.214	143.1	09:05:48.668	4	1:46.147	33.759	33.946	38.442	157.8	09:12:32.168
	3	1:51.708	36.199	36.075	39.434	150.0	09:07:40.376	5	1:47.547	33.680	33.861	40.006	155.8	09:14:19.715
11	Rahim ALIBHAI USA							1	1:46.729	34.101	34.235	38.393	156.9	09:09:27.105
	Monlau Motorsport TATUUS T-421							5	1:46.247	33.867	34.068	38.312	157.7	09:11:13.352
	1	4:43.485	3:19.547	41.455	42.483	59.1	09:04:43.485	6	1:46.070	33.923	33.954	38.193	157.9	09:12:59.422
	2	1:54.435	39.237	35.941	39.257	146.4	09:06:37.920	7	1:45.915	33.723	33.940	38.252	158.2	09:14:45.337
	3	1:50.901	34.297	36.470	40.134	151.0	09:08:28.821	8	2:05.927 B	36.750	37.456	51.721	133.0	09:16:51.264
	4	1:46.931	34.037	34.225	38.669	156.7	09:10:15.752	9	7:45.405	6:32.544	34.424	38.437	36.0	09:24:36.669
	5	1:46.415	33.874	33.984	38.557	157.4	09:12:02.167	10	1:46.215	33.992	33.919	38.304	157.7	09:26:22.884
	6	1:53.999	34.668	34.326	45.005	146.9	09:13:56.166	11	1:46.042	33.709	33.949	38.384	158.0	09:28:08.926
	7	2:06.373 B	33.966	35.418	56.989	132.6	09:16:02.539							
	8	8:50.958	7:37.662	34.389	38.907	31.5	09:24:53.497							
	9	1:46.807	33.914	34.074	38.819	156.8	09:26:40.304							
	10	1:46.373	33.766	33.968	38.639	157.5	09:28:26.677							
12	Philippe Armand KARRAS GRC							1	5:03.046	3:45.040	37.551	40.455	55.3	09:05:03.046
	G4 Racing TATUUS T-421							2	1:50.345	36.114	35.263	38.968	151.8	09:06:53.391
	1	5:00.460	3:43.308	36.581	40.571	55.8	09:05:00.460	3	1:46.510	33.991	34.079	38.440	157.3	09:08:39.901
	2	1:49.424	35.484	34.637	39.303	153.1	09:06:49.884	4	1:46.348	33.943	33.939	38.466	157.5	09:10:26.249
	3	1:46.444	33.893	34.059	38.492	157.4	09:08:36.328	5	1:46.264	33.767	34.001	38.496	157.6	09:12:12.513
	4	1:45.967	33.599	34.009	38.359	158.1	09:10:22.295	6	1:46.442	33.779	33.887	38.776	157.4	09:13:58.955
	5	1:45.952	33.818	33.824	38.310	158.1	09:12:08.247	7	2:08.049 B	33.790	38.009	56.250	130.8	09:16:07.004
	6	1:46.270	33.531	33.860	38.879	157.6	09:13:54.517	8	8:19.281	7:05.107	34.847	39.327	33.5	09:24:26.285
	7	2:04.533 B	33.615	35.199	55.719	134.5	09:15:59.050	9	1:46.363	33.753	34.090	38.520	157.5	09:26:12.648
	8	9:23.409	8:09.552	34.630	39.227	29.7	09:25:22.459	10	2:00.899 B	33.877	36.272	50.750	138.6	09:28:13.547
	9	1:45.680	33.530	33.853	38.297	158.5	09:27:08.139							
	10	1:45.548	33.552	33.669	38.327	158.7	09:28:53.687							



F4Spain

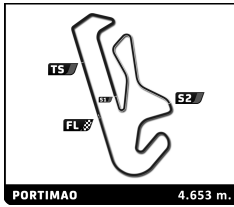
ROUND 2 - PORTIMAO

Qualifying 2

Sector Analysis

Lap under Red Flag _ Invalidated Lap ■ Personal Best ■ Session Best B Crossing the pit lane

Lap	Time	Sector 1	Sector 2	Sector 3	Kph	Elapsed	Lap	Time	Sector 1	Sector 2	Sector 3	Kph	Elapsed		
6	2:04.560 B	33.818	36.339	54.403	134.5	09:16:24.275	2	1:51.910	36.324	36.014	39.572	149.7	09:08:57.245		
7	7:56.850	6:39.568	35.724	41.558	35.1	09:24:21.125	3	1:46.055	33.699	33.979	38.377	157.9	09:10:43.300		
8	1:45.988	33.743	34.028	38.217	158.0	09:26:07.113	4	1:45.671	33.563	33.914	38.194	158.5	09:12:28.971		
9	1:45.788	33.646	33.885	38.257	158.3	09:27:52.901	5	1:45.520	33.436	33.920	38.164	158.7	09:14:14.491		
17	Nacho TUÑÓN	ESP						24	Beau LOWETTE	BEL					
T-Code by Amtog TATUUS T-421							TC Racing TATUUS T-421								
1	7:01.047	5:41.255	37.983	41.809	39.8	09:07:01.047	1	5:53.441	4:34.083	37.958	41.400	47.4	09:05:53.441		
2	1:51.150	36.576	35.500	39.074	150.7	09:08:52.197	2	1:52.010	36.562	36.157	39.291	149.5	09:07:45.451		
3	1:47.384	34.211	34.706	38.467	156.0	09:10:39.581	3	1:47.571	34.423	34.450	38.698	155.7	09:09:33.022		
4	1:45.878	33.621	33.903	38.354	158.2	09:12:25.459	4	1:47.042	33.844	34.440	38.758	156.5	09:11:20.064		
5	<u>1:46.254</u>	<u>33.763</u>	33.971	38.520	157.6	09:14:11.713	5	1:46.377	33.729	34.045	38.603	157.5	09:13:06.441		
6	2:03.589 B	33.460	35.848	54.281	135.5	09:16:15.302	6	1:46.459	33.944	33.987	38.528	157.3	09:14:52.900		
7	8:08.029	6:53.302	35.688	39.039	34.3	09:24:23.331	7	2:08.560 B	38.035	38.938	51.587	130.3	09:17:01.460		
8	1:45.712	33.641	33.867	38.204	158.5	09:26:09.043	8	8:12.767	6:59.782	34.348	38.637	34.0	09:25:14.227		
9	1:45.312	33.427	33.632	38.253	159.1	09:27:54.355	9	1:49.853	33.908	35.037	40.908	152.5	09:27:04.080		
18	Zoe FLORESCU	ROU						25	Alexi PIÑERA	ESP					
Tecnicar TATUUS T-421							Tecnicar TATUUS T-421								
1	7:08.363	5:45.152	39.788	43.423	39.1	09:07:08.363	1	7:05.712	5:44.609	38.821	42.282	39.3	09:07:05.712		
2	1:52.110	36.111	36.253	39.746	149.4	09:09:00.473	2	1:54.447	36.417	37.329	40.701	146.4	09:09:00.159		
3	1:49.251	34.781	35.762	38.708	153.3	09:10:49.724	3	1:48.892	34.360	36.004	38.528	153.8	09:10:49.051		
4	1:46.347	33.935	33.902	38.510	157.5	09:12:36.071	4	1:46.141	33.696	34.131	38.314	157.8	09:12:35.192		
5	1:46.279	33.858	33.941	38.480	157.6	09:14:22.350	5	1:46.443	33.796	34.178	38.469	157.4	09:14:21.635		
6	2:07.412 B	34.343	37.489	55.580	131.5	09:16:29.762	6	2:07.134 B	34.598	37.471	55.065	131.8	09:16:28.769		
7	7:55.814	6:40.703	35.836	39.275	35.2	09:24:25.576	7	7:56.123	6:41.157	36.040	38.926	35.2	09:24:24.892		
8	1:45.977	33.867	33.784	38.326	158.1	09:26:11.553	8	1:45.821	33.588	33.965	38.268	158.3	09:26:10.713		
9	<u>1:56.014</u> B	<u>33.912</u>	33.967	48.135	144.4	09:28:07.567	9	<u>1:52.542</u> B	<u>33.615</u>	33.787	45.140	148.8	09:28:03.255		
21	Borys LYZEN	POL						27	Yuzuki SATO	JPN					
KCL Motorsport TATUUS T-421							Monlau Motorsport TATUUS T-421								
1	7:05.144	5:45.180	38.219	41.745	39.4	09:07:05.144	1	5:07.748	3:48.603	38.684	40.461	54.4	09:05:07.748		
2	1:50.846	36.089	35.741	39.016	151.1	09:08:55.990	2	1:57.728	38.858	37.816	41.054	142.3	09:07:05.476		
3	1:46.305	33.880	34.095	38.330	157.6	09:10:42.295	3	1:52.596	36.498	36.009	40.089	148.8	09:08:58.072		
4	1:45.638	33.553	33.846	38.239	158.6	09:12:27.933	4	1:46.926	33.957	34.226	38.743	156.7	09:10:44.998		
5	1:45.481	33.471	33.832	38.178	158.8	09:14:13.414	5	1:46.519	33.979	34.073	38.467	157.3	09:12:31.517		
6	2:06.322 B	33.807	37.277	55.238	132.6	09:16:19.736	6	1:48.691	35.632	34.310	38.749	154.1	09:14:20.208		
7	7:57.904	6:43.443	34.903	39.558	35.1	09:24:17.640	7	2:06.308 B	34.465	36.939	54.904	132.6	09:16:26.516		
8	1:45.588	33.580	33.860	38.148	158.6	09:26:03.228	8	8:07.713	6:50.136	35.502	42.075	34.3	09:24:34.229		
9	1:45.442	33.458	33.797	38.187	158.9	09:27:48.670	9	1:46.657	34.096	34.190	38.371	157.1	09:26:20.886		
22	Vivek KANTHAN	USA						28	Max RADECK	PRT					
Griffin Core TATUUS T-421							DXR TATUUS T-421								
1	4:59.437	3:42.215	37.271	39.951	55.9	09:04:59.437	1	6:35.263	5:15.930	38.134	41.199	42.4	09:06:35.263		
2	1:49.890	35.581	34.866	39.443	152.4	09:06:49.327	2	1:50.586	35.610	35.114	39.862	151.5	09:08:25.849		
3	1:46.342	33.854	34.054	38.434	157.5	09:08:35.669	3	1:47.069	34.138	34.404	38.527	156.4	09:10:12.918		
4	1:45.848	33.570	33.857	38.421	158.3	09:10:21.517	4	1:46.700	33.793	34.316	38.591	157.0	09:11:59.618		
5	<u>1:46.052</u>	<u>33.677</u>	33.850	38.525	157.9	09:12:07.569	5	1:46.121	33.751	34.012	38.358	157.8	09:13:45.739		
6	1:45.710	33.609	33.827	38.274	158.5	09:13:53.279	6	1:58.127 B	33.512	34.567	50.048	141.8	09:15:43.866		
7	2:04.602 B	33.537	35.733	55.332	134.4	09:15:57.881	7	8:24.551	7:11.122	34.671	38.758	33.2	09:24:08.417		
8	9:23.649	8:10.399	34.453	38.797	29.7	09:25:21.530	8	1:46.769	33.670	33.895	39.204	156.9	09:25:55.186		
9	1:45.620	33.635	33.679	38.306	158.6	09:27:07.150									
10	<u>1:52.553</u> B	<u>33.587</u>	33.814	45.152	148.8	09:28:59.703									
23	Rocco CORONEL	NLD													
MP Motorsport TATUUS T-421															
1	7:05.335	5:46.207	37.803	41.325	39.4	09:07:05.335									



F4Spain

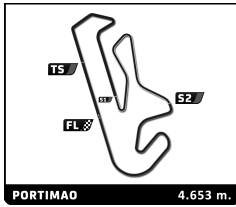
ROUND 2 - PORTIMAO

Qualifying 2

Sector Analysis

Lap under Red Flag — Invalidated Lap ■ Personal Best ■ Session Best ■ Crossing the pit lane

Lap	Time	Sector 1	Sector 2	Sector 3	Kph	Elapsed	Lap	Time	Sector 1	Sector 2	Sector 3	Kph	Elapsed	
9	1:45.942	33.807	33.851	38.284	158.1	09:27:41.128	3	1:48.378	34.380	35.101	38.897	154.6	09:08:59.310	
32	Simón BULBARELLA ARG							4	1:48.166	33.848	35.875	38.443	154.9	09:10:47.476
	Drivex TATUUS T-421							5	1:45.802	33.658	33.926	38.218	158.3	09:12:33.278
1	6:33.225	5:14.757	37.782	40.686	42.6	09:06:33.225	6	1:45.563	33.544	33.739	38.280	158.7	09:14:18.841	
2	1:49.985	35.436	35.480	39.069	152.3	09:08:23.210	7	2:04.290 B	33.885	36.321	54.084	134.8	09:16:23.131	
3	1:46.937	34.043	34.185	38.709	156.6	09:10:10.147	8	7:55.795	6:40.417	35.164	40.214	35.2	09:24:18.926	
4	1:46.403	33.897	34.065	38.441	157.4	09:11:56.550	9	1:45.731	33.598	33.935	38.198	158.4	09:26:04.657	
5	1:45.910	33.714	33.879	38.317	158.2	09:13:42.460	10	1:45.362	33.462	33.713	38.187	159.0	09:27:50.019	
6	1:59.161 B	33.680	34.057	51.424	140.6	09:15:41.621	44	Elliott KACZYNSKI SWE						
7	8:25.804	7:12.139	35.046	38.619	33.1	09:24:07.425		Drivex TATUUS T-421						
8	1:46.146	33.879	33.929	38.338	157.8	09:25:53.571	1	6:32.554	5:13.826	37.885	40.843	42.7	09:06:32.554	
9	1:45.529	33.548	33.694	38.287	158.7	09:27:39.100	2	1:49.804	35.379	35.499	38.926	152.6	09:08:22.358	
37	Ty FISHER CAN						3	1:46.529	33.975	34.183	38.371	157.2	09:10:08.887	
	Griffin Core TATUUS T-421						4	1:45.797	33.612	33.959	38.226	158.3	09:11:54.684	
1	3:50.589	2:29.426	38.745	42.418	72.6	09:03:50.589	5	1:46.064	33.547	34.221	38.296	157.9	09:13:40.748	
2	1:57.332	37.324	38.188	41.820	142.8	09:05:47.921	6	1:58.855 B	33.545	34.083	51.227	140.9	09:15:39.603	
3	1:51.478	36.309	36.078	39.091	150.3	09:07:39.399	7	8:26.738	7:13.497	34.764	38.477	33.1	09:24:06.341	
4	1:46.152	33.973	34.001	38.178	157.8	09:09:25.551	8	1:45.968	33.737	33.966	38.265	158.1	09:25:52.309	
5	1:45.776	33.791	33.811	38.174	158.4	09:11:11.327	9	1:45.950	33.549	34.098	38.303	158.1	09:27:38.259	
6	1:45.639	33.753	33.807	38.079	158.6	09:12:56.966	46	Nathan TYE GBR						
7	1:45.461	33.527	33.751	38.183	158.8	09:14:42.427		Drivex TATUUS T-421						
8	2:04.857 B	38.184	37.481	49.192	134.2	09:16:47.284	1	6:31.773	5:12.726	37.768	41.279	42.8	09:06:31.773	
9	7:51.758	6:38.252	34.926	38.580	35.5	09:24:39.042	2	1:49.710	35.213	35.417	39.080	152.7	09:08:21.483	
10	1:46.565	33.510	33.789	39.266	157.2	09:26:25.607	3	1:46.427	33.965	34.147	38.315	157.4	09:10:07.910	
11	1:45.480	33.548	33.758	38.174	158.8	09:28:11.087	4	1:45.596	33.607	33.903	38.086	158.6	09:11:53.506	
38	Daniel KELLEHER IRL						5	1:45.414	33.522	33.751	38.141	158.9	09:13:38.920	
	Campos Racing TATUUS T-421						6	1:59.061 B	33.396	33.740	51.925	140.7	09:15:37.981	
1	4:57.556	3:40.924	36.691	39.941	56.3	09:04:57.556	7	8:27.707	7:14.418	34.786	38.503	33.0	09:24:05.688	
2	1:49.305	35.771	34.769	38.765	153.2	09:06:46.861	8	1:45.994	33.748	34.010	38.236	158.0	09:25:51.682	
3	1:46.282	33.967	33.992	38.323	157.6	09:08:33.143	9	1:45.993	33.773	34.002	38.218	158.0	09:27:37.675	
4	1:46.202	33.851	33.984	38.367	157.7	09:10:19.345	71	Sam URUS MCO						
5	1:46.296	33.985	33.935	38.376	157.6	09:12:05.641		DXR TATUUS T-421						
6	1:45.661	33.601	33.790	38.270	158.5	09:13:51.302	1	5:26.911 B	3:43.614	47.725	55.572	51.2	09:05:26.911	
7	2:00.436 B	33.523	34.951	51.962	139.1	09:15:51.738	2	5:22.182	3:55.261	37.005	49.916	52.0	09:10:49.093	
8	9:25.922	8:13.645	33.955	38.322	29.6	09:25:17.660	3	1:55.297	37.641	35.620	42.036	145.3	09:12:44.390	
9	1:45.739	33.604	33.709	38.426	158.4	09:27:03.399	4	1:48.462	34.944	34.705	38.813	154.4	09:14:32.852	
10	1:45.668	33.669	33.812	38.187	158.5	09:28:49.067	5	2:03.579 B	35.716	37.994	49.869	135.5	09:16:36.431	
39	Louis COCHET NLD						6	7:37.844	6:21.814	36.405	39.625	36.6	09:24:14.275	
	KCL Motorsport TATUUS T-421						7	1:47.110	33.940	34.468	38.702	156.4	09:26:01.385	
1	7:06.084	5:47.465	37.431	41.188	39.3	09:07:06.084	8	1:47.129	34.127	34.370	38.632	156.4	09:27:48.514	
2	1:52.103	36.329	36.162	39.612	149.4	09:08:58.187	73	Fausto ARNAUDO ARG						
3	1:58.612	34.704	45.278	38.630	141.2	09:10:56.799		Monlau Motorsport TATUUS T-421						
4	1:46.414	33.867	34.079	38.468	157.4	09:12:43.213	1	5:00.688	3:41.436	38.423	40.829	55.7	09:05:00.688	
5	1:46.365	33.775	34.101	38.489	157.5	09:14:29.578	2	1:49.487	35.619	34.789	39.079	153.0	09:06:50.175	
6	2:03.405 B	35.135	38.642	49.628	135.7	09:16:32.983	3	1:46.758	33.955	34.271	38.532	156.9	09:08:36.933	
7	7:38.504	6:24.482	35.080	38.942	36.5	09:24:11.487	4	1:46.234	33.708	34.119	38.407	157.7	09:10:23.167	
8	1:46.312	33.797	34.091	38.424	157.6	09:25:57.799	5	1:46.051	33.693	33.977	38.381	158.0	09:12:09.218	
9	1:46.185	33.623	34.158	38.404	157.8	09:27:43.984	6	1:46.088	33.631	33.924	38.533	157.9	09:13:55.306	
40	Kasper SCHORMANS NLD						7	2:05.135 B	33.758	34.954	56.423	133.9	09:16:00.441	
	MP Motorsport TATUUS T-421						8	8:41.176	7:28.275	34.259	38.642	32.1	09:24:41.617	
1	4:55.873 B	3:27.626	38.256	49.991	56.6	09:04:55.873	9	1:46.432	33.836	34.066	38.530	157.4	09:26:28.049	
2	2:15.059	1:00.012	35.639	39.408	124.0	09:07:10.932	10	1:52.396 B	33.709	33.987	44.700	149.0	09:28:20.445	

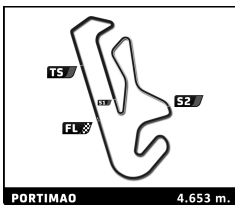


F4Spain ROUND 2 - PORTIMAO Qualifying 2

Sector Analysis

Lap under Red Flag _ Invalidated Lap ■ Personal Best ■ Session Best ■ Crossing the pit lane

Lap	Time	Sector 1	Sector 2	Sector 3	Kph	Elapsed	Lap	Time	Sector 1	Sector 2	Sector 3	Kph	Elapsed	
74	Pablo RICCOBONO ESP GRS Team TATUUS T-421							83	Alfons MIETTINEN FIN GRS Team TATUUS T-421					
1	5:10.828	3:50.757	38.783	41.288	53.9	09:05:10.828	1	4:48.267	3:28.328	37.999	41.940	58.1	09:04:48.267	
2	2:09.281 B	37.271	37.538	54.472	129.6	09:07:20.109	2	1:50.158	35.663	35.366	39.129	152.1	09:06:38.425	
77	Andrej PETROVIC SRB T-Code by Amtog TATUUS T-421							3	1:48.017	34.462	34.631	38.924	155.1	09:08:26.442
1	7:04.649	5:44.014	38.932	41.703	39.4	09:07:04.649	4	1:47.828	34.213	34.652	38.963	155.3	09:10:14.270	
2	1:49.990	36.013	35.070	38.907	152.3	09:08:54.639	5	1:47.229	34.121	34.334	38.774	156.2	09:12:01.499	
3	1:46.663	34.130	34.180	38.353	157.0	09:10:41.302	6	1:47.135	33.889	34.492	38.754	156.4	09:13:48.634	
4	1:45.839	33.695	33.934	38.210	158.3	09:12:27.141	7	1:59.520 B	33.943	35.926	49.651	140.2	09:15:48.154	
5	1:45.621	33.555	33.866	38.200	158.6	09:14:12.762		88	Miki BLASCOS ESP Monlau Motorsport TATUUS T-421					
6	2:05.361 B	33.482	37.267	54.612	133.6	09:16:18.123	1	5:02.191	3:43.120	38.017	41.054	55.4	09:05:02.191	
7	8:06.146	6:51.378	35.761	39.007	34.5	09:24:24.269	2	1:50.348	36.600	34.824	38.924	151.8	09:06:52.539	
8	1:45.569	33.518	33.911	38.140	158.7	09:26:09.838	3	1:46.585	33.991	33.999	38.595	157.2	09:08:39.124	
9	1:45.305	33.395	33.744	38.166	159.1	09:27:55.143	4	1:46.035	33.727	33.867	38.441	158.0	09:10:25.159	
78	Maria NETO PRT TC Racing TATUUS T-421							5	1:46.644	33.586	33.904	39.154	157.1	09:12:11.803
1	4:42.863	3:21.565	38.747	42.551	59.2	09:04:42.863	6	1:49.777	33.718	34.689	41.370	152.6	09:14:01.580	
2	1:54.361	39.271	35.500	39.590	146.5	09:06:37.224	7	2:09.031 B	33.812	36.853	58.366	129.8	09:16:10.611	
3	1:48.232	34.329	34.480	39.423	154.8	09:08:25.456	8	8:17.511	7:00.872	35.062	41.577	33.7	09:24:28.122	
4	1:47.121	34.207	34.194	38.720	156.4	09:10:12.577	9	1:46.033	33.677	33.894	38.462	158.0	09:26:14.155	
5	1:48.046	33.904	35.433	38.709	155.0	09:12:00.623	10	1:46.159	33.816	33.814	38.529	157.8	09:28:00.314	
6	1:46.996	33.799	34.559	38.638	156.6	09:13:47.619		94	Jorden MOODLEY ZAF G4 Racing TATUUS T-421					
7	1:57.878 B	33.936	34.107	49.835	142.1	09:15:45.497	1	4:27.505	3:02.480	41.624	43.401	62.6	09:04:27.505	
8	9:02.495	7:49.452	34.396	38.647	30.9	09:24:47.992	2	1:54.193	37.483	36.435	40.275	146.7	09:06:21.698	
9	1:46.791	33.889	34.045	38.857	156.9	09:26:34.783	3	1:49.500	35.312	35.057	39.131	153.0	09:08:11.198	
10	1:59.196 B	35.791	35.119	48.286	140.5	09:28:33.979	4	1:48.120	34.256	34.612	39.252	154.9	09:09:59.318	
80	Sebastián FRIGOLET MEX DXR TATUUS T-421							5	1:48.667	34.968	34.722	38.977	154.1	09:11:47.985
1	4:54.438	3:35.916	37.537	40.985	56.9	09:04:54.438	6	1:47.847	34.346	34.289	39.212	155.3	09:13:35.832	
2	1:50.348	35.977	35.158	39.213	151.8	09:06:44.786	7	6:23.402 B	35.381	4:54.783	53.238	43.7	09:19:59.234	
3	1:47.873	34.539	34.475	38.859	155.3	09:08:32.659		96	Andre RODRIGUEZ USA GRS Team TATUUS T-421					
4	1:48.596	34.663	34.354	39.579	154.2	09:10:21.255	1	5:11.476	3:52.422	38.236	40.818	53.8	09:05:11.476	
5	1:49.514	36.783	34.213	38.518	153.0	09:12:10.769	2	1:54.686	37.122	37.007	40.557	146.1	09:07:06.162	
6	1:46.373	33.904	33.955	38.514	157.5	09:13:57.142	3	2:00.388	37.551	40.933	41.904	139.1	09:09:06.550	
7	2:07.317 B	33.857	35.360	58.100	131.6	09:16:04.459	4	1:48.340	34.050	35.440	38.850	154.6	09:10:54.890	
8	8:05.974	6:52.346	34.916	38.712	34.5	09:24:10.433	5	1:46.688	33.962	34.185	38.541	157.0	09:12:41.578	
9	1:46.495	33.959	34.045	38.491	157.3	09:25:56.928	6	1:49.071	34.089	36.327	38.655	153.6	09:14:30.649	
10	1:46.143	33.815	33.857	38.471	157.8	09:27:43.071	7	2:04.725 B	35.319	38.290	51.116	134.3	09:16:35.374	
81	Noah MONTEIRO PRT Griffin Core TATUUS T-421							8	7:54.224	6:38.130	35.012	41.082	35.3	09:24:29.598
1	4:59.034	3:41.701	37.231	40.102	56.0	09:04:59.034	9	1:47.129	34.033	34.448	38.648	156.4	09:26:16.727	
2	1:49.009	35.447	34.870	38.692	153.7	09:06:48.043	10	1:47.049	34.085	34.096	38.868	156.5	09:28:03.776	
3	1:46.766	33.831	33.955	38.980	156.9	09:08:34.809								
4	1:45.836	33.616	33.873	38.347	158.3	09:10:20.645								
5	1:45.390	33.462	33.705	38.223	158.9	09:12:06.035								
6	1:46.500	33.684	34.498	38.318	157.3	09:13:52.535								
7	2:04.423 B	33.481	35.360	55.582	134.6	09:15:56.958								
8	9:23.635	8:10.899	34.319	38.417	29.7	09:25:20.593								
9	1:45.644	33.630	33.784	38.230	158.6	09:27:06.237								
10	1:45.325	33.463	33.613	38.249	159.0	09:28:51.562								



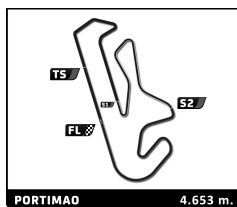
F4Spain
ROUND 2 - PORTIMAO
Qualifying 2

Provisional Race Director Report

Hour	Flag	Message
08:52:30		RADIO CHECK
08:58:00		FAST LANE OPEN
09:00:00		PIT LANE OPEN
09:04:16		CAR #96 - NO TELEMETRY DETECTED - PLEASE CHECK
09:12:35		INCIDENT INVOLVING CARS #40 #39 ON T5 NOTED
09:14:37	YF	YELLOW FLAG AT TURN 8
09:14:45	RF	RED FLAG
09:15:01		CAR #94 IN GRAVEL BED AT TURN 8
09:16:50		CAR #94 BEST TIME DELETED - CAUSING RED FLAG - ART. 30.7 SR
09:18:46		SESSION WILL RESUME AT 9:22 TBC - NO FAST LANE ALLOWED
09:19:50		SESSION WILL RESUME AT 9:22 CONFIRMED - NO FAST LANE ALLOWED
09:22:01	GF	GREEN FLAG
09:22:02		PIT LANE OPEN
09:23:39		CAR #11 PIT INCIDENT - UNSAFE RELEASE NOTED
09:27:16		CHEQUERED FLAG
09:28:34		DRIVERS #32 #37 #38 #39 #40 PLEASE PROCEED TO SCRUTINEERING BAY FOR EQUIPMENT CHECKS AFTER
09:29:11		CARS & DRIVERS #77 #17 #81 #78 PROCEED TO THE SCRUTINEERING BAY IMMEDIATELY AFTER SESSION
09:30:13		E3 Q2 - PIT LANE WILL BE OPEN AT 10:00

Published at: ..9:30.....

<p>Race Director: Luis GONZÁLEZ</p> 	<p>Timekeeper: Alberto ESTÉBANEZ</p> 
--	---



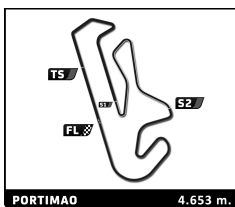
F4Spain

ROUND 2 - PORTIMAO

Qualifying 2

Track Limits Analysis

No	Driver	Team	T.L. Nr	Camera	Lap	Time	
5	Daniel MOTA	TC Racing	1	Turn 1	10	09:26:53.062	
							Total Infractions: <input type="text" value="1"/>
7	Felipe REIJS	MP Motorsport	1	Turn 5	7	09:23:09.952	
							Total Infractions: <input type="text" value="1"/>
8	Jacob MICALLEF	Campos Racing	1	Turn 1	4	09:08:48.710	
							Total Infractions: <input type="text" value="1"/>
10	Luna FLUXÁ	Campos Racing	1	Turn 1	7	09:13:12.105	
							Total Infractions: <input type="text" value="1"/>
11	Rahim ALIBHAI	Monlau Motorsport	1	Turn 1	5	09:09:39.930	
11	Rahim ALIBHAI	Monlau Motorsport	2	Turn 1	7	09:13:14.243	
							Total Infractions: <input type="text" value="2"/>
12	Philippe Armand KARRAS	G4 Racing	1	Turn 1	5	09:10:38.181	
							Total Infractions: <input type="text" value="1"/>
13	Rodrigo MARTÍNEZ	Tecnicar	1	Turn 4	3	09:04:58.604	
13	Rodrigo MARTÍNEZ	Tecnicar	2	Turn 4	4	09:06:48.313	
13	Rodrigo MARTÍNEZ	Tecnicar	3	Turn 1	8	09:13:48.903	
13	Rodrigo MARTÍNEZ	Tecnicar	4	Turn 1	10	09:24:42.455	
							Total Infractions: <input type="text" value="4"/>
17	Nacho TUÑÓN	T-Code by Amtog	1	Turn 1	5	09:12:37.968	
							Total Infractions: <input type="text" value="1"/>
18	Zoe FLORESCU	Tecnicar	1	Turn 1	9	09:26:25.123	
							Total Infractions: <input type="text" value="1"/>
22	Vivek KANTHAN	Griffin Core	1	Turn 1	5	09:10:33.521	
22	Vivek KANTHAN	Griffin Core	2	Turn 1	10	09:27:19.127	
							Total Infractions: <input type="text" value="2"/>
24	Beau LOWETTE	TC Racing	1	Turn 1	9	09:25:26.967	
							Total Infractions: <input type="text" value="1"/>
25	Aleix PIÑERA	Tecnicar	1	Turn 1	9	09:26:22.793	
							Total Infractions: <input type="text" value="1"/>
27	Yuzuki SATO	Monlau Motorsport	1	Turn 1	7	09:14:32.923	
27	Yuzuki SATO	Monlau Motorsport	2	Turn 1	9	09:24:47.132	
							Total Infractions: <input type="text" value="2"/>
37	Ty FISHER	Griffin Core	1	Turn 1	5	09:09:38.326	
							Total Infractions: <input type="text" value="1"/>
39	Louis COCHET	KCL Motorsport	1	Turn 1	8	09:24:24.242	
							Total Infractions: <input type="text" value="1"/>
46	Nathan TYE	Drivex	1	Turn 1	9	09:26:04.436	
							Total Infractions: <input type="text" value="1"/>
71	Sam URUS	DXR	1	Turn 1	7	09:24:26.977	
							Total Infractions: <input type="text" value="1"/>
73	Fausto ARNAUDO	Monlau Motorsport	1	Turn 1	10	09:26:40.911	
							Total Infractions: <input type="text" value="1"/>
80	Sebastián FRIGOLET	DXR	1	Turn 5	1	09:03:42.657	
80	Sebastián FRIGOLET	DXR	2	Turn 1	2	09:05:07.792	



F4Spain
ROUND 2 - PORTIMAO
Qualifying 2

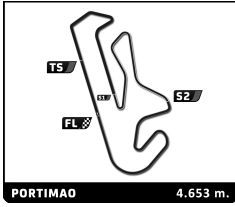
Track Limits Analysis

No	Driver	Team	T.L. Nr	Camera	Lap	Time
						Total Infractions: <input type="text" value="2"/>
83	Alfons MIETTINEN	GRS Team	1	Turn 1	4	09:08:39.328
						Total Infractions: <input type="text" value="1"/>
88	Miki BLASCOS	Monlau Motorsport	1	Turn 1	6	09:12:23.991
						Total Infractions: <input type="text" value="1"/>
94	Jorden MOODLEY	G4 Racing	1	Turn 1	4	09:08:23.774
94	Jorden MOODLEY	G4 Racing	2	Turn 4	5	09:10:26.198
						Total Infractions: <input type="text" value="2"/>
96	Andre RODRIGUEZ	GRS Team	1	Turn 1	4	09:09:19.308
						Total Infractions: <input type="text" value="1"/>

TOTAL TRACK LIMITS: 31

Published at:9:30.....

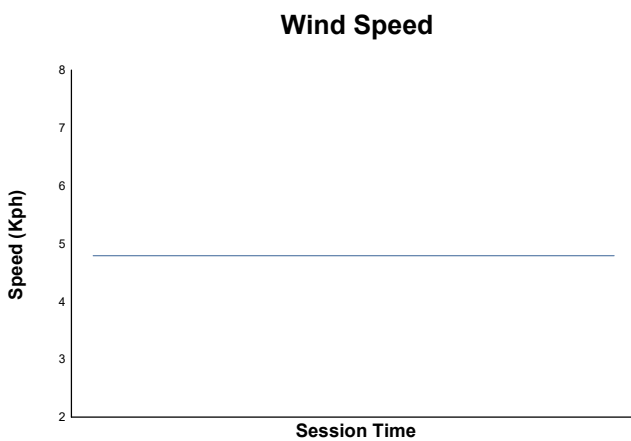
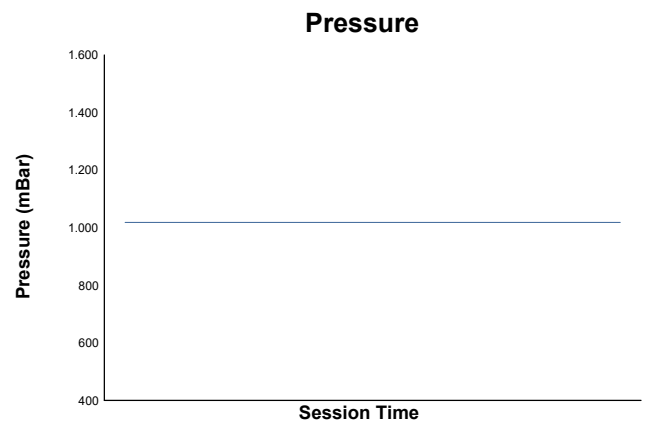
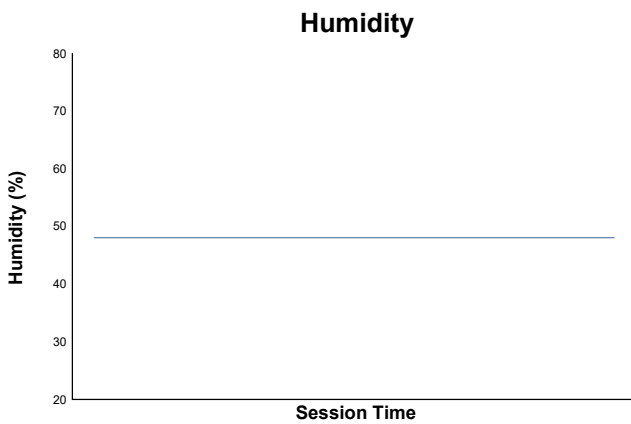
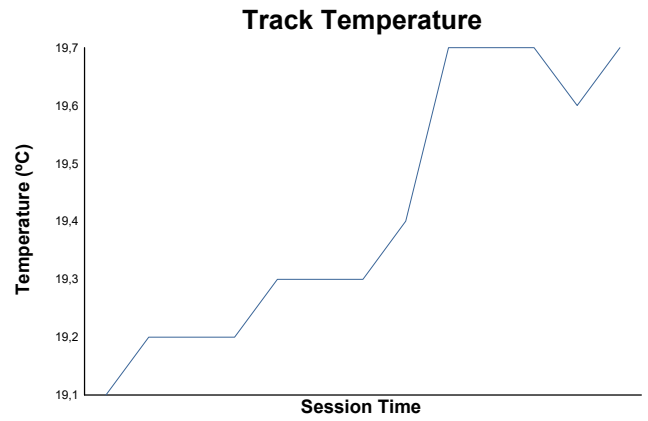
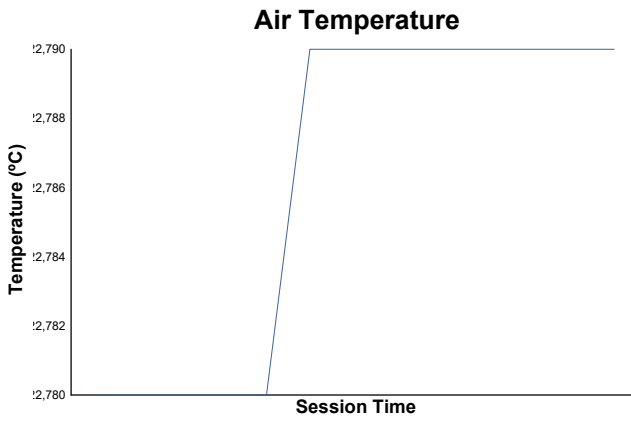
<p>Track Limits Operator: Daphne FERNÁNDEZ OD-1537-ESP-CAT</p>



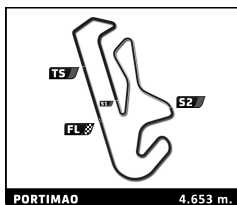
ROUND 2 - PORTIMAO

F4Spain
Qualifying 2

Weather Report



Track Status: **DRY**



F4Spain
ROUND 2 - PORTIMAO
Race 3 (30 Minutes +1 Lap)





Final Starting Grid

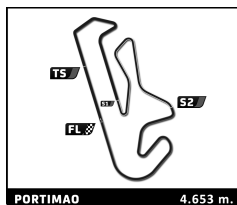
				- 18 -	74	GRS Team		Pablo RICCOBONO
Rodrigo MARTÍNEZ	Tecnicar	13		- 17 -	71	DXR	1:47.129	Sam URUS
1:49.500	Jorden MOODLEY	G4 Racing	94		24	TC Racing	1:46.370	Beau LOWETTE
1:47.135	Alfons MIETTINEN	GRS Team	83		78	TC Racing	1:46.791	Maria NETO
1:46.185	Louis COCHET	KCL Motorsport	39		96	GRS Team	1:46.688	Andre RODRIGUEZ
1:46.553	Rahim ALIBHAI	Monlau Motorsport	11		5	TC Racing	1:46.415	Daniel MOTA
1:46.348	Philippe Armand KARRAS	G4 Racing	12		9	G4 Racing	1:46.166	Jean Paul KARRAS
1:46.143	Sebastián FRIGOLET	DXR	80		73	Monlau Motorsport	1:46.051	Fausto ARNAUDO
1:46.042	Luna FLUXÁ	Campos Racing	10		88	Monlau Motorsport	1:46.033	Miki BLASCOS
1:45.977	Zoe FLORESCU	Tecnicar	18		28	DXR	1:45.942	Max RADECK
1:45.920	Felipe REIJS	MP Motorsport	7		25	Tecnicar	1:45.821	Aleix PIÑERA
1:45.797	Elliot KACZYNSKI	Drivex	44		15	KCL Motorsport	1:45.788	Jensen BURNETT
1:45.661	Daniel KELLEHER	Campos Racing	38		22	Griffin Core	1:45.620	Vivek KANTHAN
1:45.548	Jacob MICALLEF	Campos Racing	8		32	Drivex	1:45.529	Simón BULBARELLA
1:45.520	Rocco CORONEL	MP Motorsport	23		37	Griffin Core	1:45.461	Ty FISHER
1:45.442	Borys LYZEN	KCL Motorsport	21		46	Drivex	1:45.414	Nathan TYE
1:45.362	Kasper SCHORMANS	MP Motorsport	40		81	Griffin Core	1:45.325	Noah MONTEIRO
1:45.312	Nacho TUÑÓN	T-Code by Amtog	17		77	T-Code by Amtog	1:45.305	Andrej PETROVIC

Pole

CAR #39 - DROP OF 5 GRID POSITIONS - STEWARDS DECISION N°10
 CAR #71 - DROP OF 5 GRID POSITIONS - STEWARDS DECISION N°18
 CAR #27 - DROP OF 5 GRID POSITIONS - STEWARDS DECISION N°19
 CAR #27 - START FROM PIT LANE - STEWARDS DECISION N°20
 CAR #24 - DROP OF 5 GRID POSITIONS - STEWARDS DECISION N°21

Published at:10:30.....

			Timekeeper: Alberto ESTÉBANEZ	
Mr. Dennis Dean Chair of the Stewards	Mrs. Noelia Franco Steward	Mr. Luis Pereira Steward		



F4Spain
ROUND 2 - PORTIMAO
Race 3 (30 Minutes + 1 Lap)

Pending to appeal

Final Classification

No	Driver	Nat	Team	Car	Cl.	Laps	Total Time	Gap	Kph	Best Lap		
										Lap	Time	Kph
1	40 Kasper SCHORMANS	NLD	MP Motorsport	TATUUS T-421	R	15	49:20.995	-	84.9	9	1:46.413	157.4
2	88 Miki BLASCOS	ESP	Monlau Motorsport	TATUUS T-421	R	15	49:23.091	+2.096	84.8	9	1:47.145	156.3
3	23 Rocco CORONEL	NLD	MP Motorsport	TATUUS T-421	R	15	49:23.105	+2.110	84.8	8	1:47.018	156.5
4	8 Jacob MICALLEF	MLT	Campos Racing	TATUUS T-421	R	15	49:23.758	+2.763	84.8	8	1:47.037	156.5
5	25 Aleix PINERA	ESP	Tecnicar	TATUUS T-421	R	15	49:23.816	+2.821	84.8	7	1:47.438	155.9
6	15 Jensen BURNETT	CAN	KCL Motorsport	TATUUS T-421	R	15	49:23.853	+2.858	84.8	9	1:46.877	156.7
7	28 Max RADECK	PRT	DXR	TATUUS T-421	R	15	49:23.855	+2.860	84.8	7	1:47.408	156.0
8	12 Philippe Armand KARRAS	GRC	G4 Racing	TATUUS T-421	R	15	49:24.157	+3.162	84.8	9	1:47.391	156.0
9	38 Daniel KELLEHER	IRL	Campos Racing	TATUUS T-421	R	15	49:24.524	+3.529	84.8	9	1:47.236	156.2
10	22 Vivek KANTHAN	USA	Griffin Core	TATUUS T-421	R	15	49:23.867	+2.872	84.8	7	1:47.629	155.6
11	44 Elliot KACZYNSKI	SWE	Drivex	TATUUS T-421	R	15	49:24.611	+3.616	84.8	7	1:47.377	156.0
12	73 Fausto ARNAUDO	ARG	Monlau Motorsport	TATUUS T-421	R	15	49:25.463	+4.468	84.7	8	1:47.998	155.1
13	39 Louis COCHET	NLD	KCL Motorsport	TATUUS T-421	R	15	49:25.540	+4.545	84.7	8	1:49.207	153.4
14	27 Yuzuki SATO	JPN	Monlau Motorsport	TATUUS T-421	R	15	49:26.483	+5.488	84.7	8	1:48.690	154.1
15	7 Felipe REIJS	NLD	MP Motorsport	TATUUS T-421	R	15	49:27.331	+6.336	84.7	9	1:47.667	155.6
16	5 Daniel MOTA	ESP	TC Racing	TATUUS T-421	R	15	49:27.412	+6.417	84.7	8	1:49.662	152.7
17	11 Rahim ALIBHAI	USA	Monlau Motorsport	TATUUS T-421	R	15	49:27.880	+6.885	84.7	7	1:48.580	154.3
18	81 Noah MONTEIRO	PRT	Griffin Core	TATUUS T-421	R	15	49:28.524	+7.529	84.6	9	1:46.593	157.1
19	94 Jorden MOODLEY	ZAF	G4 Racing	TATUUS T-421	R	15	49:28.739	+7.744	84.6	9	1:48.456	154.4
20	21 Borys LYZEN	POL	KCL Motorsport	TATUUS T-421	R	15	49:28.760	+7.765	84.6	8	1:47.913	155.2
21	13 Rodrigo MARTÍNEZ	MEX	Tecnicar	TATUUS T-421	R	15	49:28.866	+7.871	84.6	8	1:49.494	153.0
22	10 Luna FLUXÁ	ESP	Campos Racing	TATUUS T-421	R	15	49:30.847	+9.852	84.6	9	1:48.834	153.9
23	78 Maria NETO	PRT	TC Racing	TATUUS T-421	R	15	49:31.745	+10.750	84.6	9	1:48.290	154.7
24	37 Ty FISHER	CAN	Griffin Core	TATUUS T-421	R	15	49:37.687	+16.692	84.4	9	1:46.415	157.4
25	17 Nacho TUÑÓN	ESP	T-Code by Amtag	TATUUS T-421	R	15	49:48.293	+27.298	84.1	7	1:46.187	157.7
26	77 Andrej PETROVIC	SRB	T-Code by Amtag	TATUUS T-421	R	15	49:49.127	+28.132	84.1	9	1:46.473	157.3
27	18 Zoe FLORESCU	ROU	Tecnicar	TATUUS T-421	R	14	47:34.756	1 Lap	82.1	9	1:47.832	155.3
28	71 Sam URUS	MCO	DXR	TATUUS T-421	R	14	47:37.230	1 Lap	82.1	7	1:49.068	153.6
29	24 Beau LOWETTE	BEL	TC Racing	TATUUS T-421	R	14	47:37.328	1 Lap	82.1	12	1:48.258	154.7
30	80 Sebastián FRIGOLET	MEX	DXR	TATUUS T-421	R	14	47:40.452	1 Lap	82.0	6	1:49.164	153.4
31	9 Jean Paul KARRAS	GRC	G4 Racing	TATUUS T-421	R	12	42:23.022	3 Laps	79.0	9	1:47.236	156.2

Not classified

96	Andre RODRIGUEZ	USA	GRS Team	TATUUS T-421	R	10	38:26.479			9	1:48.447	154.5
83	Alfons MIETTINEN	FIN	GRS Team	TATUUS T-421	R	9	36:05.412			9	1:48.738	154.0
32	Simón BULBARELLA	ARG	Drivex	TATUUS T-421	R	1	2:36.992					
46	Nathan TYE	GBR	Drivex	TATUUS T-421	R							

Not Started





74	Pablo RICCOBONO	ESP	GRS Team	TATUUS T-421	R							
----	-----------------	-----	----------	--------------	---	--	--	--	--	--	--	--

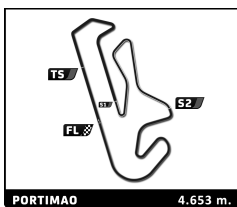
Pole Position:	Andrej PETROVIC	1:45.305	159.1 Kph
Fastest Lap:	Lap7 Nacho TUÑÓN	1:46.187	157.7 Kph

CAR #8, #21, #78 & #80 - TIME PENALTY OF 5 SECONDS - TRACK LIMIT
 CAR #77 - DRIVE THROUGH CONVERTED TO 30 SECOND TIME PENALTY - STEWARDS DECISION N°31 - PENDING TO APPEAL
 CAR #17 - DRIVE THROUGH CONVERTED TO 30 SECOND TIME PENALTY - STEWARDS DECISION N°32 - PENDING TO APPEAL
 CAR #8 - DELETION OF A TRACK LIMIT VIOLATION (T5-LAP12) & DELETION OF 5 SEC TIME PENALTY - STEWARDS DECISION N°33
 CAR #22 - DROP OF 2 POSITIONS IN RACE 3 - STEWARDS DECISION N°34
 CAR #24 - DROP OF 5 GRID POSITIONS IN THE NEXT RACE THE DRIVER PARTICIPATES - STEWARDS DECISION N°38
 CAR #71 - DROP OF 5 GRID POSITIONS IN THE NEXT RACE THE DRIVER PARTICIPATES - STEWARDS DECISION N°39

Published at:16:05.....

Track Status: **DRY**

 Mr. Dennis Dean Chair of the Stewards	 Mrs. Noelia Franco Steward	 Mr. Luis Pereira Steward	Timekeeper: Alberto ESTÉBANEZ 
---	--	--	--



F4Spain
ROUND 2 - PORTIMAO
Race 3 (30 Minutes + 1 Lap)

Pending to appeal





Final Classification by Class

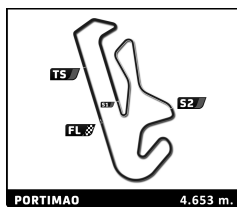
R	No	Driver	Nat	Team	Car	Laps	Total Time	Gap	Kph	Best Lap		
										Lap	Time	Kph
1	40	Kasper SCHORMANS	NLD	MP Motorsport	TATUUS T-421	15	49:20.995		84.9	9	1:46.413	157.4
2	88	Miki BLASCOS	ESP	Monlau Motorsport	TATUUS T-421	15	49:23.091	+2.096	84.8	9	1:47.145	156.3
3	23	Rocco CORONEL	NLD	MP Motorsport	TATUUS T-421	15	49:23.105	+2.110	84.8	8	1:47.018	156.5
4	8	Jacob MICALLEF	MLT	Campos Racing	TATUUS T-421	15	49:23.758	+2.763	84.8	8	1:47.037	156.5
5	25	Aleix PIÑERA	ESP	Tecnicar	TATUUS T-421	15	49:23.816	+2.821	84.8	7	1:47.438	155.9
6	15	Jensen BURNETT	CAN	KCL Motorsport	TATUUS T-421	15	49:23.853	+2.858	84.8	9	1:46.877	156.7
7	28	Max RADECK	PRT	DXR	TATUUS T-421	15	49:23.855	+2.860	84.8	7	1:47.408	156.0
8	38	Daniel KELLEHER	IRL	Campos Racing	TATUUS T-421	15	49:24.524	+3.529	84.8	9	1:47.236	156.2
9	44	Elliot KACZYNSKI	SWE	Drivex	TATUUS T-421	15	49:24.611	+3.616	84.8	7	1:47.377	156.0
10	73	Fausto ARNAUDO	ARG	Monlau Motorsport	TATUUS T-421	15	49:25.463	+4.468	84.7	8	1:47.998	155.1
11	39	Louis COCHET	NLD	KCL Motorsport	TATUUS T-421	15	49:25.540	+4.545	84.7	8	1:49.207	153.4
12	27	Yuzuki SATO	JPN	Monlau Motorsport	TATUUS T-421	15	49:26.483	+5.488	84.7	8	1:48.690	154.1
13	7	Felipe REIJS	NLD	MP Motorsport	TATUUS T-421	15	49:27.331	+6.336	84.7	9	1:47.667	155.6
14	5	Daniel MOTA	ESP	TC Racing	TATUUS T-421	15	49:27.412	+6.417	84.7	8	1:49.662	152.7
15	11	Rahim ALIBHAI	USA	Monlau Motorsport	TATUUS T-421	15	49:27.880	+6.885	84.7	7	1:48.580	154.3
16	21	Borys LYZEN	POL	KCL Motorsport	TATUUS T-421	15	49:28.760	+7.765	84.6	8	1:47.913	155.2
17	13	Rodrigo MARTÍNEZ	MEX	Tecnicar	TATUUS T-421	15	49:28.866	+7.871	84.6	8	1:49.494	153.0
18	10	Luna FLUXÁ	ESP	Campos Racing	TATUUS T-421	15	49:30.847	+9.852	84.6	9	1:48.834	153.9
19	78	Maria NETO	PRT	TC Racing	TATUUS T-421	15	49:31.745	+10.750	84.6	9	1:48.290	154.7
20	37	Ty FISHER	CAN	Griffin Core	TATUUS T-421	15	49:37.687	+16.692	84.4	9	1:46.415	157.4
21	18	Zoe FLORESCU	ROU	Tecnicar	TATUUS T-421	14	47:34.756	1 Lap	82.1	9	1:47.832	155.3
22	24	Beau LOWETTE	BEL	TC Racing	TATUUS T-421	14	47:37.328	1 Lap	82.1	12	1:48.258	154.7
23	80	Sebastián FRIGOLET	MEX	DXR	TATUUS T-421	14	47:40.452	1 Lap	82.0	6	1:49.164	153.4
Not classified												
	83	Alfons MIETTINEN	FIN	GRS Team	TATUUS T-421	9	36:05.412	6 Laps		9	1:48.738	154.0
	32	Simón BULBARELLA	ARG	Drivex	TATUUS T-421	1	2:36.992	14 Laps				

CAR #8, #21, #78 & #80 - TIME PENALTY OF 5 SECONDS - TRACK LIMIT
 CAR #77 - DRIVE THROUGH CONVERTED TO 30 SECOND TIME PENALTY - STEWARDS DECISION N°31 - PENDING TO APPEAL
 CAR #17 - DRIVE THROUGH CONVERTED TO 30 SECOND TIME PENALTY - STEWARDS DECISION N°32 - PENDING TO APPEAL
 CAR #8 - DELETION OF A TRACK LIMIT VIOLATION (T5-LAP12) & DELETION OF 5 SEC TIME PENALTY - STEWARDS DECISION N°33
 CAR #22 - DROP OF 2 POSITIONS IN RACE 3 - STEWARDS DECISION N°34
 CAR #24 - DROP OF 5 GRID POSITIONS IN THE NEXT RACE THE DRIVER PARTICIPATES - STEWARDS DECISION N°38
 CAR #71 - DROP OF 5 GRID POSITIONS IN THE NEXT RACE THE DRIVER PARTICIPATES - STEWARDS DECISION N°39

Published at:16:05.....

Track Status: **DRY**

 Mr. Dennis Dean Chair of the Stewards	 Mrs. Noelia Franco Steward	 Mr. Luis Pereira Steward	Timekeeper: Alberto ESTÉBANEZ 
---	--	--	--



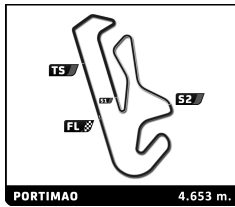
F4Spain

ROUND 2 - PORTIMAO

Race 3

Best Sector Times

Sector 1			Sector 2			Sector 3			Ideal Lap	Best Lap
Pos	No Driver	Time	No Driver	Time	No Driver	Time	Pos	No Driver		
1	17 N.TUÑÓN	33.728	24 B.LOWETTE	33.308	17 N.TUÑÓN	38.321	1	17 N.TUÑÓN	1:46.103	1:46.187 (1)
2	37 T.FISHER	33.745	22 V.KANTHAN	33.996	40 K.SCHORMANS	38.475	2	77 A.PETROVIC	1:46.344	1:46.473 (4)
3	77 A.PETROVIC	33.760	81 N.MONTEIRO	34.001	8 J.MICALLEF	38.508	3	37 T.FISHER	1:46.373	1:46.415 (3)
4	8 J.MICALLEF	33.781	28 M.RADECK	34.021	77 A.PETROVIC	38.536	4	40 K.SCHORMANS	1:46.394	1:46.413 (2)
5	25 A.PIÑERA	33.795	77 A.PETROVIC	34.048	37 T.FISHER	38.558	5	81 N.MONTEIRO	1:46.446	1:46.593 (5)
6	81 N.MONTEIRO	33.805	17 N.TUÑÓN	34.054	81 N.MONTEIRO	38.640	6	22 V.KANTHAN	1:46.507	1:47.629 (16)
7	40 K.SCHORMANS	33.823	21 B.LYZEN	34.055	15 J.BURNETT	38.656	7	8 J.MICALLEF	1:46.520	1:47.037 (8)
8	22 V.KANTHAN	33.851	37 T.FISHER	34.070	23 R.CORONEL	38.657	8	28 M.RADECK	1:46.623	1:47.408 (14)
9	44 E.KACZYNSKI	33.860	40 K.SCHORMANS	34.096	22 V.KANTHAN	38.660	9	21 B.LYZEN	1:46.805	1:47.913 (19)
10	73 F.ARNAUDO	33.871	12 P.KARRAS	34.100	28 M.RADECK	38.667	10	23 R.CORONEL	1:46.830	1:47.018 (7)
11	38 D.KELLEHER	33.877	88 M.BLASCOS	34.122	21 B.LYZEN	38.770	11	15 J.BURNETT	1:46.840	1:46.877 (6)
12	15 J.BURNETT	33.900	23 R.CORONEL	34.147	88 M.BLASCOS	38.852	12	88 M.BLASCOS	1:46.934	1:47.145 (9)
13	28 M.RADECK	33.935	25 A.PIÑERA	34.213	12 P.KARRAS	38.914	13	24 B.LOWETTE	1:47.011	1:48.258 (21)
14	88 M.BLASCOS	33.960	9 J.KARRAS	34.217	44 E.KACZYNSKI	38.914	14	12 P.KARRAS	1:47.025	1:47.391 (13)
15	9 J.KARRAS	33.980	8 J.MICALLEF	34.231	9 J.KARRAS	38.918	15	25 A.PIÑERA	1:47.029	1:47.438 (15)
16	21 B.LYZEN	33.980	7 F.REIJS	34.283	73 F.ARNAUDO	38.946	16	9 J.KARRAS	1:47.115	1:47.236 (11)
17	12 P.KARRAS	34.011	15 J.BURNETT	34.284	10 L.FLUXÁ	39.010	17	44 E.KACZYNSKI	1:47.146	1:47.377 (12)
18	23 R.CORONEL	34.026	38 D.KELLEHER	34.285	25 A.PIÑERA	39.021	18	73 F.ARNAUDO	1:47.206	1:47.998 (20)
19	10 L.FLUXÁ	34.155	27 Y.SATO	34.322	7 F.REIJS	39.050	19	38 D.KELLEHER	1:47.236	1:47.236 (10)
20	7 F.REIJS	34.181	10 L.FLUXÁ	34.332	18 Z.FLORESCU	39.062	20	10 L.FLUXÁ	1:47.497	1:48.834 (28)
21	18 Z.FLORESCU	34.216	71 S.URUS	34.340	38 D.KELLEHER	39.074	21	7 F.REIJS	1:47.514	1:47.667 (17)
22	78 M.NETO	34.317	44 E.KACZYNSKI	34.372	71 S.URUS	39.158	22	18 Z.FLORESCU	1:47.652	1:47.832 (18)
23	94 J.MOODLEY	34.329	18 Z.FLORESCU	34.374	39 L.COCHET	39.193	23	39 L.COCHET	1:47.952	1:49.207 (31)
24	39 L.COCHET	34.342	80 S.FRIGOLET	34.382	27 Y.SATO	39.197	24	71 S.URUS	1:47.982	1:49.068 (29)
25	11 R.ALIBHAI	34.449	73 F.ARNAUDO	34.389	24 B.LOWETTE	39.244	25	11 R.ALIBHAI	1:48.123	1:48.580 (25)
26	24 B.LOWETTE	34.459	39 L.COCHET	34.417	11 R.ALIBHAI	39.251	26	27 Y.SATO	1:48.130	1:48.690 (26)
27	83 A.MIETTINEN	34.461	78 M.NETO	34.422	96 A.RODRIGUEZ	39.332	27	78 M.NETO	1:48.254	1:48.290 (22)
28	71 S.URUS	34.484	11 R.ALIBHAI	34.423	94 J.MOODLEY	39.351	28	94 J.MOODLEY	1:48.255	1:48.456 (24)
29	13 R.MARTÍNEZ	34.545	96 A.RODRIGUEZ	34.551	5 D.MOTA	39.405	29	96 A.RODRIGUEZ	1:48.447	1:48.447 (23)
30	96 A.RODRIGUEZ	34.564	94 J.MOODLEY	34.575	80 S.FRIGOLET	39.466	30	80 S.FRIGOLET	1:48.523	1:49.164 (30)
31	5 D.MOTA	34.595	5 D.MOTA	34.592	83 A.MIETTINEN	39.482	31	5 D.MOTA	1:48.592	1:49.662 (33)
32	27 Y.SATO	34.611	13 R.MARTÍNEZ	34.691	78 M.NETO	39.515	32	83 A.MIETTINEN	1:48.738	1:48.738 (27)
33	80 S.FRIGOLET	34.675	83 A.MIETTINEN	34.795	13 R.MARTÍNEZ	39.525	33	13 R.MARTÍNEZ	1:48.761	1:49.494 (32)



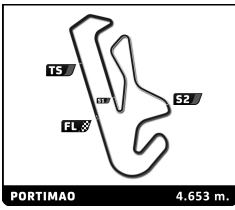
F4Spain

ROUND 2 - PORTIMAO

Race 3

Best Top Speed


No Driver	Team	Class	Top 1		Top 2		Top 3		Top 4		Top 5		Avg
			Kph	Lap	Kph	Lap	Kph	Lap	Kph	Lap	Kph	Lap	
7 Felipe REIJS	MP Motorsport	R	243.8	8	240.5	9	239.5	7	236.8	13	235.8	10	239,3
11 Rahim ALIBHAI	Monlau Motorsport	R	243.8	8	242.2	12	240.5	7	236.3	9	235.3	13	239,6
18 Zoe FLORESCU	Tecnicar	R	243.2	13	238.4	8	237.9	9	233.3	10	232.8	12	237,1
10 Luna FLUXÁ	Campos Racing	R	242.2	9	238.4	7	238.4	8	237.4	13	236.3	12	238,5
80 Sebastián FRIGOLET	DXR	R	242.2	13	239.5	12	237.4	8	236.8	9	236.3	7	238,4
25 Aleix PIÑERA	Tecnicar	R	241.6	13	241.6	8	240.5	12	238.9	7	234.3	10	239,4
44 Elliot KACZYNSKI	Drivex	R	241.6	13	241.6	8	239.5	7	237.4	9	236.3	10	239,3
96 Andre RODRIGUEZ	GRS Team		241.6	9	236.8	10	236.8	7	232.8	6	231.3	8	235,9
39 Louis COCHET	KCL Motorsport	R	241.1	9	238.4	10	236.8	13	236.8	8	236.8	7	238,0
83 Alfons MIETTINEN	GRS Team	R	241.1	9	237.4	7	235.8	8	231.3	6	150.6	2	219,2
27 Yuzuki SATO	Monlau Motorsport	R	240.5	12	238.9	13	237.9	7	236.8	8	235.8	10	238,0
21 Borys LYZEN	KCL Motorsport	R	240.0	7	239.5	9	239.5	8	239.5	6	237.9	12	239,3
22 Vivek KANTHAN	Griffin Core		240.0	10	238.9	13	236.3	8	234.3	7	233.8	12	236,7
24 Beau LOWETTE	TC Racing	R	240.0	8	237.4	10	237.4	7	236.3	6	233.8	13	237,0
40 Kasper SCHORMANS	MP Motorsport	R	240.0	13	237.4	9	236.3	8	235.8	10	234.3	12	236,8
71 Sam URUS	DXR		240.0	8	236.8	13	233.8	7	231.8	10	231.8	9	234,8
73 Fausto ARNAUDO	Monlau Motorsport	R	240.0	9	239.5	8	238.4	13	237.9	12	235.8	15	238,3
5 Daniel MOTA	TC Racing	R	239.5	8	238.4	9	237.4	12	237.4	10	236.8	7	237,9
78 Maria NETO	TC Racing	R	239.5	7	237.9	12	237.9	13	236.8	10	236.3	9	237,7
9 Jean Paul KARRAS	G4 Racing		238.9	8	236.8	7	236.3	6	235.8	10	235.3	12	236,6
13 Rodrigo MARTÍNEZ	Tecnicar	R	238.9	13	238.9	12	236.3	15	236.3	10	235.3	8	237,1
23 Rocco CORONEL	MP Motorsport	R	238.9	13	236.3	12	234.3	7	232.3	9	232.3	8	234,8
28 Max RADECK	DXR	R	238.9	9	238.4	10	237.4	7	234.3	13	233.8	8	236,6
12 Philippe Armand KARRAS	G4 Racing		238.4	7	236.8	13	234.3	10	233.8	9	232.8	12	235,2
17 Nacho TUÑÓN	T-Code by Amtog		238.4	9	237.9	10	236.3	7	231.3	13	230.8	8	234,9
37 Ty FISHER	Griffin Core	R	238.4	10	237.9	8	237.4	13	236.3	7	235.8	9	237,2
94 Jorden MOODLEY	G4 Racing		238.4	10	236.3	7	236.3	9	234.3	13	232.8	15	235,6
38 Daniel KELLEHER	Campos Racing	R	236.8	7	236.3	13	236.3	10	234.3	8	233.8	9	235,5
77 Andrej PETROVIC	T-Code by Amtog		236.8	13	233.8	9	232.8	10	232.8	8	232.3	7	233,7
8 Jacob MICALLEF	Campos Racing	R	236.3	13	235.3	8	234.3	10	233.8	9	233.8	7	234,7
15 Jensen BURNETT	KCL Motorsport	R	236.3	13	235.8	10	235.8	9	232.3	8	230.3	15	234,1
88 Miki BLASCOS	Monlau Motorsport	R	235.3	12	234.3	10	234.3	6	233.8	7	232.8	9	234,1
81 Noah MONTEIRO	Griffin Core		234.8	13	234.8	10	233.8	7	233.3	8	232.8	9	233,9
32 Simón BULBARELLA	Drivex	R											
46 Nathan TYE	Drivex												
74 Pablo RICCOBONO	GRS Team												



F4Spain
ROUND 2 - PORTIMAO
Race 3

Lap Chart

No	Pos	Grid	Lap														
			1	2	3	4	5	6	7	8	9	10	11	12	13	14	15
77	1	77	77	77	77	77	77	77	77	77	77	17	17	17	17	17	17
17	2	17	17	17	17	17	17	17	17	17	17	77	77	77	77	77	77
81	3	81	81	81	81	81	81	81	81	81	81	81	81	81	81	81	40
40	4	40	40	40	40	40	40	40	37	37	37	37	37	40	40	40	88
46	5	46	37	37	37	37	37	37	40	40	40	40	40	22	22	22	23
21	6	21	22	22	22	22	22	23	23	23	23	23	23	37	37	37	8
37	7	37	23	23	23	23	23	8	8	8	8	22	22	8	8	8	21
23	8	23	15	15	15	15	15	88	88	88	88	8	8	23	23	23	25
32	9	32	8	8	8	8	8	15	28	22	22	88	88	88	88	88	15
8	10	8	28	28	28	28	28	22	22	28	28	28	28	28	28	28	28
22	11	22	88	88	88	88	88	28	15	15	15	15	15	15	15	15	22
38	12	38	21	18	18	18	18	18	12	12	12	12	12	12	12	12	12
15	13	15	18	12	12	12	12	12	18	9	9	9	9	9	38	38	38
44	14	44	12	80	80	80	80	80	9	18	18	38	38	38	21	21	44
25	15	25	80	5	5	5	5	7	80	7	7	18	18	21	25	25	73
7	16	7	5	7	7	7	7	7	9	7	38	38	7	7	25	7	39
28	17	28	7	9	9	9	9	9	39	38	80	25	25	25	7	44	27
18	18	18	9	39	39	39	39	38	39	39	44	44	44	44	73	73	78
88	19	88	39	11	11	11	11	5	24	24	21	21	21	18	18	18	7
10	20	10	11	38	38	38	38	24	11	25	10	10	10	73	10	10	5
73	21	73	38	24	24	24	24	11	5	11	80	73	73	11	11	11	11
80	22	80	24	71	71	71	71	71	25	44	73	80	80	10	39	39	81
9	23	9	71	96	96	96	96	25	44	5	11	11	11	39	80	80	94
12	24	12	96	83	83	83	83	44	71	21	5	27	27	80	27	27	13
5	25	5	83	94	94	94	94	10	10	10	27	5	5	78	78	78	10
11	26	11	94	13	13	13	13	96	21	73	78	78	78	27	5	5	37
96	27	96	13	25	25	25	25	21	73	27	24	39	39	5	71	71	
39	28	39	25	44	44	44	44	44	73	96	78	39	13	13	71	24	24
78	29	78	44	10	10	10	10	10	83	27	96	96	94	71	13	94	94
83	30	83	10	73	73	73	73	27	78	83	83	71	94	94	13	13	
24	31	24	73	27	27	27	27	78	83	13	13	24	24	24			
94	32	94	27	78	78	78	78	78	94	13	94	94	96				
71	33	71	78	21	21	21	21	13	94	71	71						
13	34	13	32														
74	35	74															
27	0	27															




F4Spain

ROUND 2 - PORTIMAO

Race 3

Fastest Lap Sequence

Elapsed	No Driver	Team	Car	Class	Time	Kph	Lap
5:00.822	77 Andrej PETROVIC	T-Code by Amtog	TATUUS T-421		2:51.114	97.9	2
5:01.709	17 Nacho TUÑÓN	T-Code by Amtog	TATUUS T-421		2:51.112	97.9	2
5:02.136	81 Noah MONTEIRO	Griffin Core	TATUUS T-421		2:51.007	98.0	2
5:02.489	40 Kasper SCHORMANS	MP Motorsport	TATUUS T-421	R	2:50.886	98.0	2
5:03.270	22 Vivek KANTHAN	Griffin Core	TATUUS T-421		2:50.531	98.2	2
5:03.698	23 Rocco CORONEL	MP Motorsport	TATUUS T-421	R	2:49.482	98.8	2
5:04.450	15 Jensen BURNETT	KCL Motorsport	TATUUS T-421	R	2:48.527	99.4	2
5:05.780	28 Max RADECK	DXR	TATUUS T-421	R	2:48.013	99.7	2
5:08.475	80 Sebastián FRIGOLET	DXR	TATUUS T-421	R	2:47.934	99.7	2
5:09.801	5 Daniel MOTA	TC Racing	TATUUS T-421	R	2:47.697	99.9	2
5:10.298	7 Felipe REIJS	MP Motorsport	TATUUS T-421	R	2:47.456	100.0	2
5:12.325	11 Rahim ALIBHAI	Monlau Motorsport	TATUUS T-421	R	2:47.366	100.1	2
5:16.224	94 Jordan MOODLEY	G4 Racing	TATUUS T-421		2:47.064	100.3	2
5:19.719	73 Fausto ARNAUDO	Monlau Motorsport	TATUUS T-421	R	2:47.011	100.3	2
5:20.993	78 María NETO	TC Racing	TATUUS T-421	R	2:45.604	101.1	2
28:43.525	96 Andre RODRIGUEZ	GRS Team	TATUUS T-421		2:45.339	101.3	5
28:43.937	83 Alfons MIETTINEN	GRS Team	TATUUS T-421	R	2:44.697	101.7	5
28:44.470	94 Jordan MOODLEY	G4 Racing	TATUUS T-421		2:44.587	101.8	5
28:44.814	13 Rodrigo MARTÍNEZ	Tecnicar	TATUUS T-421	R	2:44.155	102.0	5
28:44.921	25 Aleix PIÑERA	Tecnicar	TATUUS T-421	R	2:43.915	102.2	5
28:45.174	44 Elliot KACZYNSKI	Drivex	TATUUS T-421	R	2:43.057	102.7	5
28:45.258	10 Luna FLUXÁ	Campos Racing	TATUUS T-421	R	2:42.569	103.0	5
28:45.463	73 Fausto ARNAUDO	Monlau Motorsport	TATUUS T-421	R	2:42.091	103.3	5
28:45.597	27 Yuzuki SATO	Monlau Motorsport	TATUUS T-421	R	2:41.426	103.8	5
28:45.692	78 María NETO	TC Racing	TATUUS T-421	R	2:40.851	104.1	5
28:45.766	21 Borys LYZEN	KCL Motorsport	TATUUS T-421	R	2:40.040	104.7	5
30:24.346	77 Andrej PETROVIC	T-Code by Amtog	TATUUS T-421		1:47.283	156.1	6
32:10.848	77 Andrej PETROVIC	T-Code by Amtog	TATUUS T-421		1:46.502	157.3	7
32:11.080	17 Nacho TUÑÓN	T-Code by Amtog	TATUUS T-421		1:46.187	157.7	7

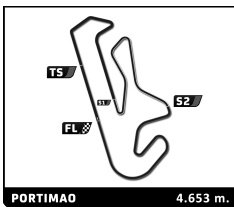


F4Spain ROUND 2 - PORTIMAO Race 3

Analysis by lap

Lapped ■

No	Lap Time	Gap	No	Lap Time	Gap	No	Lap Time	Gap	No	Lap Time	Gap	No	Lap Time	Gap			
Lap 1																	
77	2:09.708	0.000	38	2:47.551	12.381	22	17:39.103	3.203	44	2:43.057	8.111	9	1:48.933	9.156	80	1:50.063	9.398
17	2:10.597	0.889	24	2:47.567	13.074	23	17:38.348	3.557	10	2:42.569	8.195	7	1:49.917	9.560	38	1:48.787	9.988
81	2:11.129	1.421	71	2:47.552	13.534	15	17:37.967	4.043	73	2:42.091	8.400	39	1:49.143	10.033	24	1:48.544	10.320
40	2:11.603	1.895	96	2:47.771	14.261	8	17:37.208	4.584	27	2:41.426	8.534	11	1:48.580	10.493	5	1:49.252	10.922
37	2:12.027	2.319	83	2:47.686	14.941	28	17:35.554	5.334	78	2:40.851	8.629	25	1:47.438	11.012	44	1:47.377	11.355
22	2:12.739	3.031	94	2:47.064	15.402	88	17:34.417	6.126	21	2:40.040	8.703	71	1:49.068	12.146	10	1:47.579	12.222
23	2:14.216	4.508	13	2:47.240	16.115	18	17:33.641	6.880	Lap 6						21	1:47.767	13.126
15	2:15.923	6.215	25	2:47.324	16.619	12	17:31.756	7.705	77	1:47.283		73	1:48.212	13.590			
8	2:16.389	6.681	44	2:47.376	17.634	80	17:31.726	8.619	17	1:47.417	0.547	96	1:49.953	15.133			
28	2:17.767	8.059	10	2:47.444	18.172	5	17:29.474	9.386	81	1:48.129	1.453	27	1:48.948	15.303			
88	2:18.120	8.412	73	2:47.011	18.897	7	17:27.759	10.087	40	1:48.278	1.883	78	1:49.191	15.944			
21	2:18.418	8.710	27	2:47.040	19.674	9	17:26.276	10.580	37	1:47.886	2.026	83	1:50.408	16.670			
18	2:18.745	9.037	78	2:45.604	20.171	39	17:25.548	11.013	37	1:47.886	2.026	13	1:49.931	17.217			
12	2:19.512	9.804	21	3:03.219	20.815	11	17:24.137	11.861	23	1:48.350	2.701	94	1:51.775	19.033			
80	2:20.541	10.833	Lap 3						8	1:48.428	3.319	Lap 8					
5	2:22.104	12.396	77	2:58.564		38	17:21.475	12.627	88	1:49.283	4.755	77	1:46.534				
7	2:22.842	13.134	17	3:00.345	2.668	24	17:19.711	13.272	15	1:50.101	4.948	17	1:46.624	0.322			
9	2:23.440	13.732	81	3:01.753	4.503	71	17:17.981	13.690	22	1:50.712	4.979	81	1:46.717	1.861			
39	2:23.895	14.187	40	3:02.360	5.463	96	17:16.652	14.458	28	1:49.719	5.030	37	1:46.523	2.638			
11	2:24.959	15.251	37	3:03.218	6.778	83	17:15.888	15.512	18	1:49.171	5.131	40	1:46.752	3.447			
38	2:25.652	15.944	22	3:04.558	8.442	94	17:15.578	16.155	12	1:49.052	5.397	23	1:47.018	4.541			
24	2:26.329	16.621	23	3:05.239	9.551	13	17:14.158	16.931	80	1:49.164	5.837	8	1:47.037	4.700			
71	2:26.804	17.096	15	3:05.354	10.418	25	17:13.416	17.278	7	1:48.863	6.145	88	1:47.267	6.237			
96	2:27.312	17.604	8	3:06.123	11.718	44	17:12.545	18.389	9	1:49.288	6.725	22	1:47.577	7.149			
83	2:28.077	18.369	28	3:07.728	14.122	10	17:12.094	18.961	39	1:49.722	7.392	28	1:48.030	7.432			
94	2:29.160	19.452	88	3:09.149	16.051	73	17:10.291	19.644	38	1:49.619	7.703	15	1:47.561	7.843			
13	2:29.697	19.989	18	3:10.044	17.581	27	17:09.712	20.443	5	1:51.070	8.172	12	1:47.585	9.421			
25	2:30.117	20.409	12	3:12.131	20.291	78	17:08.095	21.113	24	1:49.976	8.278	9	1:48.092	10.714			
44	2:31.080	21.372	80	3:12.146	21.235	21	17:06.848	21.998	11	1:50.434	8.415	18	1:48.687	11.062			
10	2:31.550	21.842	5	3:13.839	24.254	Lap 5						7	1:48.341	11.367			
73	2:32.708	23.000	7	3:15.758	26.670	77	2:53.335		9	1:49.976	8.278	38	1:48.577	12.031			
27	2:33.456	23.748	9	3:17.083	28.646	17	2:52.721	0.413	11	1:50.434	8.415	80	1:49.612	12.476			
78	2:35.389	25.681	39	3:17.783	29.807	81	2:52.546	0.607	71	1:50.726	9.580	39	1:49.207	12.706			
32	2:36.992	27.284	11	3:19.127	32.066	40	2:52.237	0.888	25	1:49.501	10.076	24	1:49.331	13.117			
Lap 2																	
77	2:51.114		38	3:21.677	35.494	37	2:52.154	1.423	44	1:49.652	10.480	25	1:48.668	13.146			
17	2:51.112	0.887	24	3:23.393	37.903	22	2:51.682	1.550	10	1:50.233	11.145	11	1:49.489	13.448			
81	2:51.007	1.314	71	3:25.081	40.051	23	2:51.412	1.634	96	1:52.503	11.682	44	1:48.757	13.578			
40	2:50.886	1.667	96	3:26.451	42.148	15	2:51.422	2.130	21	1:50.441	11.861	5	1:49.662	14.050			
37	2:50.919	2.124	83	3:27.589	43.966	8	2:50.925	2.174	73	1:50.763	11.880	21	1:47.913	14.505			
22	2:50.531	2.448	94	3:28.081	44.919	28	2:50.595	2.594	83	1:53.173	12.764	10	1:49.023	14.711			
23	2:49.482	2.876	13	3:29.564	47.115	88	2:49.964	2.755	27	1:51.606	12.857	73	1:47.998	15.054			
15	2:48.527	3.628	25	3:30.149	48.204	18	2:49.698	3.243	78	1:51.909	13.255	27	1:48.690	17.459			
8	2:48.592	4.159	44	3:31.116	50.186	12	2:49.258	3.628	94	1:53.636	13.760	78	1:49.274	18.684			
28	2:48.013	4.958	10	3:31.601	51.209	80	2:48.672	3.956	13	1:53.320	13.788	96	1:50.333	18.932			
88	2:48.168	5.466	73	3:33.362	53.695	5	2:48.334	4.385	Lap 7								
18	2:48.178	6.101	27	3:33.963	55.073	7	2:47.813	4.565	77	1:46.502		17	1:46.187	0.232			
12	2:48.034	6.724	78	3:35.753	57.360	9	2:47.475	4.720	81	1:46.727	1.678	21	1:47.125	2.649			
80	2:47.934	7.653	21	3:37.241	59.492	39	2:47.275	4.953	37	1:47.125	2.649	40	1:47.848	3.229			
5	2:47.697	8.979	Lap 4						23	1:47.858	4.057	40	1:47.848	3.229			
7	2:47.456	9.476	77	17:44.342		11	2:46.738	5.264	8	1:47.380	4.197	23	1:47.858	4.057			
9	2:47.509	10.127	17	17:42.701	1.027	38	2:46.075	5.367	88	1:47.251	5.504	8	1:47.380	4.197			
39	2:47.515	10.588	81	17:41.235	1.396	24	2:45.648	5.585	71	1:47.251	5.504	28	1:47.408	5.936			
11	2:47.366	11.503	40	17:40.865	1.986	71	2:45.782	6.137	22	1:47.629	6.106	15	1:48.370	6.816			
Lap 3																	
37	17:40.168	2.604	37	17:40.168	2.604	13	2:44.155	7.751	18	1:50.280	8.909	12	1:49.475	8.370			
Lap 4																	
21	17:40.168	2.604	21	17:40.168	2.604	25	2:43.915	7.858									



F4Spain

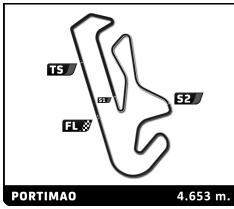
ROUND 2 - PORTIMAO

Race 3

Analysis by lap
















Lapped ■

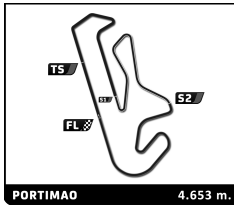
No	Lap Time	Gap	No	Lap Time	Gap	No	Lap Time	Gap	No	Lap Time	Gap						
Lap 9																	
77	1:46.473		73	1:50.745	19.304	28	1:49.097	3.777	17	3:00.681		37	2:05.677	19.394			
17	1:46.454	0.303	80	1:51.945	20.486	15	1:49.257	4.014	77	2:59.712	0.290						
81	1:46.593	1.981	11	1:51.483	21.824	12	1:49.274	4.293	81	2:59.426	0.396						
37	1:46.415	2.580	27	1:51.898	22.565	9	1:50.212	5.456	40	2:59.191	0.605						
40	1:46.413	3.387	5	1:53.393	23.855	38	1:50.303	5.677	22	2:58.858	0.936						
23	1:47.498	5.566	78	1:52.790	24.326	21	1:49.228	5.695	37	2:58.562	1.063						
8	1:47.671	5.898	39	1:53.541	25.402	25	1:49.884	5.989	8	2:58.236	1.269						
88	1:47.145	6.909	13	1:53.385	26.950	7	1:50.642	6.498	23	2:57.870	1.354						
22	1:46.471	7.147	94	1:53.555	27.567	44	1:50.307	6.696	88	2:57.676	1.785						
28	1:46.646	7.605	71	1:52.139	28.738	18	1:51.124	6.882	28	2:57.024	1.893						
15	1:46.877	8.247	24	2:00.089	31.808	73	1:50.335	7.154	15	2:56.892	2.268						
12	1:47.391	10.339	96	2:21.718	53.659	11	1:50.113	7.336	12	2:56.486	2.328						
9	1:47.236	11.477	Lap 11														
18	1:47.832	12.421	17	2:57.216		39	1:49.648	7.462	21	2:55.433	2.733						
7	1:47.667	12.561	77	2:56.697	0.191	80	1:50.616	7.692	25	2:55.351	3.131						
38	1:47.236	12.794	81	2:56.231	0.438	78	1:50.096	7.787	7	2:54.955	3.217						
25	1:48.133	14.806	81	2:56.231	0.438	27	1:50.638	8.007	44	2:54.714	3.577						
44	1:48.120	15.225	37	2:55.987	0.689	5	1:51.607	9.225	73	2:54.317	3.654						
21	1:48.774	16.806	40	2:55.427	0.820	71	1:50.092	9.604	18	2:53.734	3.809						
10	1:48.834	17.072	23	2:52.281	0.918	13	1:51.562	9.797	10	2:53.087	3.889						
80	1:51.503	17.506	22	2:51.475	1.172	94	1:50.324	9.873	11	2:52.851	3.979						
73	1:48.943	17.524	8	2:51.179	1.567	24	1:48.258	11.337	39	2:52.574	4.110						
11	1:52.331	19.306	88	2:50.435	1.817	Lap 13											
5	1:51.850	19.427	28	2:49.903	2.210	17	2:12.700		27	2:51.986	4.932						
27	1:48.646	19.632	15	2:49.197	2.287	77	2:13.466	1.259	78	2:50.531	5.267						
78	1:48.290	20.501	12	2:47.909	2.549	81	2:13.281	1.651	5	2:50.650	5.692						
24	1:54.040	20.684	9	2:47.498	2.774	40	2:13.440	2.095	71	2:50.726	6.283						
39	1:54.593	20.826	38	2:46.098	2.904	22	2:13.865	2.759	24	2:49.708	6.381						
96	1:48.447	20.906	18	2:45.885	3.288	37	2:13.653	3.182	94	2:49.644	6.616						
83	1:48.738	21.557	7	2:44.656	3.386	8	2:13.738	3.714	13	2:49.341	6.789						
13	1:48.826	22.530	25	2:44.499	3.635	23	2:14.039	4.165	Lap 15								
94	1:48.456	22.977	44	2:44.079	3.919	88	2:13.864	4.790	17	1:47.346							
71	1:48.178	25.564	21	2:43.430	3.997	28	2:14.473	5.550	77	1:47.890	0.834						
Lap 10																	
17	1:48.662		10	2:42.503	4.094	15	2:14.743	6.057	40	1:49.443	2.702						
77	1:49.675	0.710	73	2:42.261	4.349	12	2:14.930	6.523	88	1:50.359	4.798						
81	1:48.407	1.423	80	2:41.336	4.606	38	2:14.356	7.333	23	1:50.804	4.812						
37	1:48.303	1.918	11	2:40.145	4.753	21	2:14.986	7.981	8	1:51.542	5.465						
40	1:48.187	2.609	27	2:39.550	4.899	25	2:15.172	8.461	21	1:50.080	5.467						
23	1:49.252	5.853	5	2:38.509	5.148	7	2:15.145	8.943	25	1:49.738	5.523						
22	1:48.731	6.913	78	2:38.111	5.221	44	2:15.548	9.544	15	1:50.638	5.560						
8	1:50.671	7.604	39	2:37.158	5.344	73	2:15.564	10.018	28	1:51.015	5.562						
88	1:50.654	8.598	13	2:36.031	5.765	18	2:16.574	10.756	22	1:51.984	5.574						
28	1:50.883	9.523	71	2:35.520	7.042	10	2:16.838	11.483	12	1:50.882	5.864						
15	1:51.024	10.306	94	2:36.728	7.079	11	2:17.173	11.809	38	1:50.921	6.231						
12	1:50.482	11.856	24	2:36.017	10.609	39	2:17.455	12.217	44	1:50.087	6.318						
9	1:49.980	12.492	Lap 12														
38	1:50.193	14.022	17	1:47.530		80	2:17.878	12.870	73	1:50.862	7.170						
18	1:51.163	14.619	77	1:47.832	0.493	27	2:18.320	13.627	39	1:50.483	7.247						
7	1:52.350	15.946	81	1:48.162	1.070	78	2:20.330	15.417	27	1:50.604	8.190						
25	1:50.511	16.352	40	1:48.065	1.355	5	2:19.198	15.723	78	1:50.531	8.452						
44	1:50.796	17.056	22	1:47.952	1.594	71	2:19.334	16.238	7	1:53.167	9.038						
21	1:49.942	17.783	37	1:49.070	2.229	24	2:18.717	17.354	5	1:50.773	9.119						
10	1:50.700	18.807	8	1:48.639	2.676	94	2:20.480	17.653	11	1:52.954	9.587						
Lap 14																	
			23	1:49.438	2.826	13	2:21.032	18.129	81	1:57.181	10.231						
			88	1:49.339	3.626	Lap 14											
						13	2:21.032	18.129	94	1:51.176	10.446						
						Lap 14											
									13	1:51.130	10.573						
									10	1:56.011	12.554						



F4Spain
 ROUND 2 - PORTIMAO
 Race 3

Flag Analysis

Flag	Time
	GREEN FLAG 11:03:50.910
	YELLOW FLAG AT SECTOR 1 11:04:22.236
	SAFETY CAR 11:04:38.299
	RED FLAG 11:10:24.902
	GREEN FLAG 11:27:00.714
	SAFETY CAR 11:27:00.769
	GREEN FLAG 11:32:06.591
	YELLOW FLAG AT SECTOR 2 11:40:43.507
	SAFETY CAR 11:41:02.603
	GREEN FLAG 11:44:09.926
	YELLOW FLAG AT SECTOR 1 11:46:29.799
	SAFETY CAR 11:46:59.212
	GREEN FLAG 11:51:12.958
	CHEQUERED FLAG 11:53:09.203
	YELLOW FLAG AT SECTOR 3 11:54:06.774

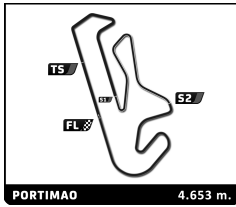


F4Spain ROUND 2 - PORTIMAO Race 3

Sector Analysis

Lap under Red Flag — Invalidated Lap ■ Personal Best ■ Session Best B Crossing the pit lane

Lap	Time	Sector 1	Sector 2	Sector 3	Kph	Elapsed	Lap	Time	Sector 1	Sector 2	Sector 3	Kph	Elapsed
5 Daniel MOTA ESP							TC Racing TATUUS T-421						
1	2:22.104	41.490	43.791	56.823	117.9	11:06:13.014	1	2:23.440	42.093	44.707	56.640	116.8	11:06:14.350
2	2:47.697	1:07.767	45.243	54.687	99.9	11:09:00.711	2	2:47.509	1:08.513	44.359	54.637	100.0	11:09:01.859
3	3:13.839 B	1:01.757	50.964	1:21.118	86.4	11:12:14.550	3	3:17.083 B	1:02.206	51.237	1:23.640	85.0	11:12:18.942
4	17:29.474	...	43.745	54.212	16.0	11:29:44.024	4	17:26.276	...	42.678	54.185	16.0	11:29:45.218
5	2:48.334	48.614	45.211	1:14.509	99.5	11:32:32.358	5	2:47.475	48.793	44.820	1:13.862	100.0	11:32:32.693
6	1:51.070	35.733	35.629	39.708	150.8	11:34:23.428	6	<u>1:49.288</u>	<u>35.486</u>	<u>34.710</u>	39.092	153.3	11:34:21.981
7	<u>1:49.252</u>	<u>35.255</u>	<u>34.592</u>	<u>39.405</u>	153.3	11:36:12.680	7	<u>1:48.933</u>	34.310	<u>35.109</u>	39.514	153.8	11:36:10.914
8	<u>1:49.662</u>	35.579	34.676	39.407	152.7	11:38:02.342	8	1:48.092	34.435	34.683	38.974	155.0	11:37:59.006
9	1:51.850	34.604	34.848	42.398	149.8	11:39:54.192	9	<u>1:47.236</u>	34.101	<u>34.217</u>	<u>38.918</u>	156.2	11:39:46.242
10	1:53.393	35.085	34.643	43.665	147.7	11:41:47.585	10	1:49.980	<u>33.980</u>	34.441	41.559	152.3	11:41:36.222
11	2:38.509	54.445	35.974	1:08.090	105.7	11:44:26.094	11	2:47.498	53.637	41.107	1:12.754	100.0	11:44:23.720
12	1:51.607	35.858	35.564	40.185	150.1	11:46:17.701	12	1:50.212	35.259	35.346	39.607	152.0	11:46:13.932
13	2:19.198	<u>34.595</u>	41.042	1:03.561	120.3	11:48:36.899							
14	2:50.650	1:02.106	43.587	1:04.957	98.2	11:51:27.549							
15	1:50.773	34.968	35.283	40.522	151.2	11:53:18.322							
7 Felipe REIJS NLD							MP Motorsport TATUUS T-421						
1	2:22.842	41.852	44.325	56.665	117.3	11:06:13.752							
2	2:47.456	1:08.079	44.819	54.558	100.0	11:09:01.208							
3	3:15.758 B	1:02.094	51.350	1:22.314	85.6	11:12:16.966							
4	17:27.759	...	42.784	54.211	16.0	11:29:44.725							
5	2:47.813	48.604	45.016	1:14.193	99.8	11:32:32.538							
6	1:48.863	35.238	34.575	<u>39.050</u>	153.9	11:34:21.401							
7	1:49.917	35.020	35.318	39.579	152.4	11:36:11.318							
8	1:48.341	34.656	34.630	39.055	154.6	11:37:59.659							
9	<u>1:47.667</u>	<u>34.181</u>	<u>34.283</u>	39.203	155.6	11:39:47.326							
10	1:52.350	34.807	34.760	42.783	149.1	11:41:39.676							
11	2:44.656	53.205	39.585	1:11.866	101.7	11:44:24.332							
12	1:50.642	35.186	35.432	40.024	151.4	11:46:14.974							
13	<u>2:15.145</u>	34.699	<u>37.947</u>	1:02.499	123.9	11:48:30.119							
14	2:54.955	1:00.700	45.657	1:08.598	95.7	11:51:25.074							
15	1:53.167	35.329	35.405	42.433	148.0	11:53:18.241							
8 Jacob MICALLEF MLT							Campos Racing TATUUS T-421						
1	2:16.389	38.978	42.075	55.336	122.8	11:06:07.299							
2	2:48.592	1:07.394	47.023	54.175	99.4	11:08:55.891							
3	3:06.123 B	1:01.664	51.311	1:13.148	90.0	11:12:02.014							
4	17:37.208	...	45.120	53.676	15.8	11:29:39.222							
5	2:50.925	48.666	45.885	1:16.374	98.0	11:32:30.147							
6	<u>1:48.428</u>	35.092	<u>34.644</u>	38.692	154.5	11:34:18.575							
7	1:47.380	<u>33.781</u>	34.444	39.155	156.0	11:36:05.955							
8	<u>1:47.037</u>	34.241	34.288	<u>38.508</u>	156.5	11:37:52.992							
9	1:47.671	<u>34.244</u>	<u>34.231</u>	39.196	155.6	11:39:40.663							
10	<u>1:50.671</u>	<u>33.901</u>	<u>35.768</u>	41.002	151.4	11:41:31.334							
11	2:51.179	53.707	42.939	1:14.533	97.9	11:44:22.513							
12	<u>1:48.639</u>	35.005	<u>34.535</u>	39.099	154.2	11:46:11.152							
13	2:13.738	34.011	37.117	1:02.610	125.3	11:48:24.890							
14	2:58.236	59.371	46.848	1:12.017	94.0	11:51:23.126							
15	1:51.542	34.953	35.054	41.535	150.2	11:53:14.668							
9 Jean Paul KARRAS GRC							G4 Racing TATUUS T-421						
10 Luna FLUXÁ ESP							Campos Racing TATUUS T-421						
1	2:31.550	46.672	48.842	56.036	110.5	11:06:22.460							
2	2:47.444	1:10.437	42.672	54.335	100.0	11:09:09.904							
3	3:31.601 B	1:03.675	52.058	1:35.868	79.2	11:12:41.505							
4	17:12.094	...	36.387	52.192	16.2	11:29:53.599							
5	2:42.569	49.354	43.056	1:10.159	103.0	11:32:36.168							
6	1:50.233	35.098	35.733	39.402	152.0	11:34:26.401							
7	<u>1:47.579</u>	<u>34.085</u>	34.484	<u>39.010</u>	155.7	11:36:13.980							
8	<u>1:49.023</u>	34.736	<u>34.719</u>	39.568	153.6	11:38:03.003							
9	<u>1:48.834</u>	34.366	34.382	40.086	153.9	11:39:51.837							
10	1:50.700	<u>34.155</u>	<u>34.332</u>	42.213	151.3	11:41:42.537							
11	2:42.503	53.816	38.188	1:10.499	103.1	11:44:25.040							
12	1:50.781	35.305	35.232	40.244	151.2	11:46:15.821							
13	<u>2:16.838</u>	34.964	<u>39.180</u>	1:02.694	122.4	11:48:32.659							
14	2:53.087	1:01.051	44.771	1:07.265	96.8	11:51:25.746							
15	1:56.011	34.984	34.970	46.057	144.4	11:53:21.757							
11 Rahim ALIBHAI USA							Monlau Motorsport TATUUS T-421						
1	2:24.959	42.799	45.416	56.744	115.6	11:06:15.869							
2	2:47.366	1:08.385	44.017	54.964	100.1	11:09:03.235							
3	3:19.127 B	1:02.246	51.153	1:25.728	84.1	11:12:22.362							
4	17:24.137	...	40.356	54.355	16.0	11:29:46.499							
5	2:46.738	48.740	44.412	1:13.586	100.5	11:32:33.237							
6	1:50.434	35.553	35.630	<u>39.251</u>	151.7	11:34:23.671							
7	<u>1:48.580</u>	34.784	34.489	39.307	154.3	11:36:12.251							
8	<u>1:49.489</u>	35.122	<u>34.549</u>	39.818	153.0	11:38:01.740							
9	1:52.331	34.813	34.527	42.991	149.1	11:39:54.071							
10	1:51.483	<u>34.449</u>	<u>34.423</u>	42.611	150.3	11:41:45.554							
11	2:40.145	53.677	36.977	1:09.491	104.6	11:44:25.699							
12	<u>1:50.113</u>	<u>35.239</u>	<u>34.952</u>	39.922	152.1	11:46:15.812							
13	<u>2:17.173</u>	35.184	<u>39.495</u>	1:02.494	122.1	11:48:32.985							
14	2:52.851	1:01.197	44.822	1:06.832	96.9	11:51:25.836							
15	<u>1:52.954</u>	35.191	<u>34.946</u>	42.817	148.3	11:53:18.790							
12 Philippe Armand KARRAS GRC							G4 Racing TATUUS T-421						
1	2:19.512	40.643	43.129	55.740	120.1	11:06:10.422							
2	2:48.034	1:07.853	46.268	53.913	99.7	11:08:58.456							
3	3:12.131 B	1:02.272	50.972	1:18.887	87.2	11:12:10.587							
4	17:31.756	...	44.782	54.173	15.9	11:29:42.343							
5	2:49.258	48.275	46.024	1:14.959	99.0	11:32:31.601							
6	1:49.052	34.908	34.837	39.307	153.6	11:34:20.653							



F4Spain

ROUND 2 - PORTIMAO

Race 3

Sector Analysis

Lap under Red Flag _ Invalidated Lap ■ Personal Best ■ Session Best B Crossing the pit lane

Lap	Time	Sector 1	Sector 2	Sector 3	Kph	Elapsed	Lap	Time	Sector 1	Sector 2	Sector 3	Kph	Elapsed
7	1:49.475	35.206	35.103	39.166	153.0	11:36:10.128	10	1:48.662	33.835	34.073	40.754	154.2	11:41:23.730
8	1:47.585	34.194	34.401	38.990	155.7	11:37:57.713	11	2:57.216	55.225	44.565	1:17.426	94.5	11:44:20.946
9	1:47.391	34.183	34.294	38.914	156.0	11:39:45.104	12	1:47.530	34.684	34.054	38.792	155.8	11:46:08.476
10	1:50.482	34.011	34.100	42.371	151.6	11:41:35.586	13	2:12.700	33.775	37.048	1:01.877	126.2	11:48:21.176
11	2:47.909	53.478	41.193	1:13.238	99.8	11:44:23.495	14	3:00.681	59.065	47.416	1:14.200	92.7	11:51:21.857
12	1:49.274	35.334	34.735	39.205	153.3	11:46:12.769	15	1:47.346	34.678	34.064	38.604	156.0	11:53:09.203
13	2:14.930	34.881	37.897	1:02.152	124.1	11:48:27.699							
14	2:56.486	1:00.478	45.741	1:10.267	94.9	11:51:24.185							
15	1:50.882	35.254	35.163	40.465	151.1	11:53:15.067							

13 Rodrigo MARTÍNEZ MEX						
Tecnicar TATUUS T-421						
1	2:29.697	44.263	49.089	56.345	111.9	11:06:20.607
2	2:47.240	1:09.777	42.887	54.576	100.2	11:09:07.847
3	3:29.564 B	1:03.547	51.490	1:34.527	79.9	11:12:37.411
4	17:14.158	...	37.356	52.365	16.2	11:29:51.569
5	2:44.155	49.100	43.521	1:11.534	102.0	11:32:35.724
6	1:53.320	36.328	36.723	40.269	147.8	11:34:29.044
7	1:49.931	35.190	34.792	39.949	152.4	11:36:18.975
8	1:49.494	34.767	34.724	40.003	153.0	11:38:08.469
9	1:48.826	34.552	34.749	39.525	153.9	11:39:57.295
10	1:53.385	34.545	36.736	42.104	147.7	11:41:50.680
11	2:36.031	53.901	35.250	1:06.880	107.4	11:44:26.711
12	1:51.562	35.443	35.217	40.902	150.1	11:46:18.273
13	2:21.032	37.084	39.988	1:03.960	118.8	11:48:39.305
14	2:49.341	1:02.171	43.433	1:03.737	98.9	11:51:28.646
15	1:51.130	35.614	34.691	40.825	150.7	11:53:19.776

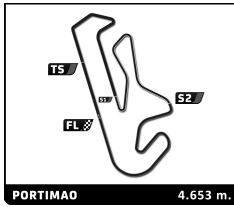
15 Jensen BURNETT CAN						
KCL Motorsport TATUUS T-421						
1	2:15.923	38.485	42.033	55.405	123.2	11:06:06.833
2	2:48.527	1:07.443	46.889	54.195	99.4	11:08:55.360
3	3:05.354 B	1:01.582	50.935	1:12.837	90.4	11:12:00.714
4	17:37.967	...	45.267	53.719	15.8	11:29:38.681
5	2:51.422	48.691	45.886	1:16.845	97.7	11:32:30.103
6	1:50.101	35.578	34.793	39.730	152.1	11:34:20.204
7	1:48.370	34.962	34.428	38.980	154.6	11:36:08.574
8	1:47.561	34.083	34.401	39.077	155.7	11:37:56.135
9	1:46.877	33.937	34.284	38.656	156.7	11:39:43.012
10	1:51.024	33.900	34.398	42.726	150.9	11:41:34.036
11	2:49.197	53.790	41.840	1:13.567	99.0	11:44:23.233
12	1:49.257	35.181	34.638	39.438	153.3	11:46:12.490
13	2:14.743	35.003	37.404	1:02.336	124.3	11:48:27.233
14	2:56.892	1:00.290	45.966	1:10.636	94.7	11:51:24.125
15	1:50.638	35.323	34.827	40.488	151.4	11:53:14.763

17 Nacho TUÑÓN ESP						
T-Code by Amtog TATUUS T-421						
1	2:10.597	36.890	38.986	54.721	128.3	11:06:01.507
2	2:51.112	1:08.800	47.246	55.066	97.9	11:08:52.619
3	3:00.345 B	1:01.093	49.972	1:09.280	92.9	11:11:52.964
4	17:42.701	...	45.530	54.277	15.8	11:29:35.665
5	2:52.721	48.376	45.392	1:18.953	97.0	11:32:28.386
6	1:47.417	34.894	34.202	38.321	155.9	11:34:15.803
7	1:46.187	33.728	34.077	38.382	157.7	11:36:01.990
8	1:46.624	33.898	34.054	38.672	157.1	11:37:48.614
9	1:46.454	33.813	34.107	38.534	157.4	11:39:35.068

18 Zoe FLORESCU ROU						
Tecnicar TATUUS T-421						
1	2:18.745	40.201	42.810	55.734	120.7	11:06:09.655
2	2:48.178	1:07.947	46.143	54.088	99.6	11:08:57.833
3	3:10.044 B	1:01.985	51.131	1:16.928	88.1	11:12:07.877
4	17:33.641	...	44.897	54.011	15.9	11:29:41.518
5	2:49.698	48.418	45.872	1:15.408	98.7	11:32:31.216
6	1:49.171	35.031	34.785	39.355	153.4	11:34:20.387
7	1:50.280	35.613	35.177	39.490	151.9	11:36:10.667
8	1:48.687	34.780	34.845	39.062	154.1	11:37:59.354
9	1:47.832	34.216	34.374	39.242	155.3	11:39:47.186
10	1:51.163	34.528	34.939	41.696	150.7	11:41:38.349
11	2:45.885	53.331	40.298	1:12.256	101.0	11:44:24.234
12	1:51.124	35.574	35.300	40.250	150.7	11:46:15.358
13	2:16.574	34.807	38.890	1:02.877	122.6	11:48:31.932
14	2:53.734	1:01.031	45.087	1:07.616	96.4	11:51:25.666

21 Borys LYZEN POL						
KCL Motorsport TATUUS T-421						
1	2:18.418 B	38.051	41.103	59.264	121.0	11:06:09.328
2	3:03.219	1:27.789	40.479	54.951	91.4	11:09:12.547
3	3:37.241 B	1:04.263	52.721	1:40.257	77.1	11:12:49.788
4	17:06.848	...	55.227	50.426	16.3	11:29:56.636
5	2:40.040	49.089	43.266	1:07.685	104.7	11:32:36.676
6	1:50.441	35.353	35.453	39.635	151.7	11:34:27.117
7	1:47.767	34.355	34.642	38.770	155.4	11:36:14.884
8	1:47.913	34.071	34.586	39.256	155.2	11:38:02.797
9	1:48.774	34.262	34.115	40.397	154.0	11:39:51.571
10	1:49.942	33.980	34.055	41.907	152.4	11:41:41.513
11	2:43.430	53.792	38.779	1:10.859	102.5	11:44:24.943
12	1:49.228	35.180	34.694	39.354	153.4	11:46:14.171
13	2:14.986	34.454	37.955	1:02.577	124.1	11:48:29.157
14	2:55.433	1:00.388	45.704	1:09.341	95.5	11:51:24.590
15	1:50.080	35.172	35.213	39.695	152.2	11:53:14.670

22 Vivek KANTHAN USA						
Griffin Core TATUUS T-421						
1	2:12.739	38.028	40.362	54.349	126.2	11:06:03.649
2	2:50.531	1:09.101	47.049	54.381	98.2	11:08:54.180
3	3:04.558 B	1:01.554	50.745	1:12.259	90.8	11:11:58.738
4	17:39.103	...	45.536	54.098	15.8	11:29:37.841
5	2:51.682	48.243	45.860	1:17.579	97.6	11:32:29.523
6	1:50.712	35.648	35.007	40.057	151.3	11:34:20.235
7	1:47.629	34.606	33.996	39.027	155.6	11:36:07.864
8	1:47.577	34.460	34.127	38.990	155.7	11:37:55.441
9	1:46.471	33.712	34.099	38.660	157.3	11:39:41.912
10	1:48.731	33.851	34.148	40.732	154.1	11:41:30.643
11	2:51.475	53.792	43.054	1:14.629	97.7	11:44:22.118
12	1:47.952	35.030	34.245	38.677	155.2	11:46:10.070
13	2:13.865	34.014	37.267	1:02.584	125.1	11:48:23.935



F4Spain

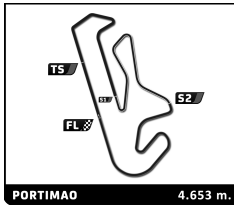
ROUND 2 - PORTIMAO

Race 3

Sector Analysis

Lap under Red Flag — Invalidated Lap ■ Personal Best ■ Session Best B Crossing the pit lane

Lap	Time	Sector 1	Sector 2	Sector 3	Kph	Elapsed	Lap	Time	Sector 1	Sector 2	Sector 3	Kph	Elapsed		
14	2:58.858	59.029	47.176	1:12.653	93.7	11:51:22.793									
15	1:51.984	35.377	35.265	41.342	149.6	11:53:14.777									
23	Rocco CORONEL	NLD						27	Yuzuki SATO	JPN					
	MP Motorsport	TATUUS T-421							Monlau Motorsport	TATUUS T-421					
1	2:14.216	38.175	41.623	54.418	124.8	11:06:05.126	1	2:33.456 B	56.028	41.564	55.864	109.2	11:06:24.366		
2	2:49.482	1:08.295	46.925	54.262	98.8	11:08:54.608	2	2:47.040	1:10.124	42.106	54.810	100.3	11:09:11.406		
3	3:05.239 B	1:01.687	50.885	1:12.667	90.4	11:11:59.847	3	3:33.963 B	1:03.968	52.259	1:37.736	78.3	11:12:45.369		
4	17:38.348	...	45.486	53.787	15.8	11:29:38.195	4	17:09.712	...	36.021	50.366	16.3	11:29:55.081		
5	2:51.412	48.416	46.002	1:16.994	97.7	11:32:29.607	5	2:41.426	49.535	43.316	1:08.575	103.8	11:32:36.507		
6	1:48.350	35.258	34.435	38.657	154.6	11:34:17.957	6	1:51.606	36.185	35.545	39.876	150.1	11:34:28.113		
7	1:47.858	34.026	34.629	39.203	155.3	11:36:05.815	7	1:48.948	34.554	34.322	40.072	153.8	11:36:17.061		
8	1:47.018	34.061	34.147	38.810	156.5	11:37:52.833	8	1:48.690	34.843	34.650	39.197	154.1	11:38:05.751		
9	1:47.498	34.302	34.251	38.945	155.8	11:39:40.331	9	1:48.646	34.100	34.512	40.034	154.2	11:39:54.397		
10	1:49.252	34.027	35.497	39.728	153.3	11:41:29.583	10	1:51.898	34.611	34.608	42.679	149.7	11:41:46.295		
11	2:52.281	53.965	43.303	1:15.013	97.2	11:44:21.864	11	2:39.550	55.327	35.761	1:08.462	105.0	11:44:25.845		
12	1:49.438	35.719	34.686	39.033	153.1	11:46:11.302	12	1:50.638	35.528	35.590	39.520	151.4	11:46:16.483		
13	2:14.039	34.124	37.393	1:02.522	125.0	11:48:25.341	13	2:18.320	35.260	40.329	1:02.731	121.1	11:48:34.803		
14	2:57.870	59.394	46.905	1:11.571	94.2	11:51:23.211	14	2:51.986	1:01.850	44.727	1:05.409	97.4	11:51:26.789		
15	1:50.804	35.209	35.380	40.215	151.2	11:53:14.015	15	1:50.604	35.264	35.076	40.264	151.4	11:53:17.393		
24	Beau LOWETTE	BEL						28	Max RADECK	PRT					
	TC Racing	TATUUS T-421							DXR	TATUUS T-421					
1	2:26.329	43.000	46.998	56.331	114.5	11:06:17.239	1	2:17.767	39.205	42.721	55.841	121.6	11:06:08.677		
2	2:47.567	1:08.894	43.461	55.212	100.0	11:09:04.806	2	2:48.013	1:07.333	46.449	54.231	99.7	11:08:56.690		
3	3:23.393 B	1:02.506	51.249	1:29.638	82.4	11:12:28.199	3	3:07.728 B	1:01.835	51.234	1:14.659	89.2	11:12:04.418		
4	17:19.711	...	39.121	54.175	16.1	11:29:47.910	4	17:35.554	...	45.124	53.713	15.9	11:29:39.972		
5	2:45.648	49.286	43.787	1:12.575	101.1	11:32:33.558	5	2:50.595	48.600	45.888	1:16.107	98.2	11:32:30.567		
6	1:49.976	35.300	35.257	39.419	152.3	11:34:23.534	6	1:49.719	35.412	34.767	39.540	152.7	11:34:20.286		
7	1:48.544	34.549	34.466	39.529	154.3	11:36:12.078	7	1:47.408	34.206	34.117	39.085	156.0	11:36:07.694		
8	1:49.331	34.791	34.688	39.852	153.2	11:38:01.409	8	1:48.030	34.505	34.281	39.244	155.1	11:37:55.724		
9	1:54.040	34.453	34.359	45.228	146.9	11:39:55.449	9	1:46.646	33.958	34.021	38.667	157.1	11:39:42.370		
10	2:00.089 B	35.225	35.917	48.947	139.5	11:41:55.538	10	1:50.883	33.935	34.653	42.295	151.1	11:41:33.253		
11	2:36.017	1:23.000	33.308	39.709	107.4	11:44:31.555	11	2:49.903	53.557	42.349	1:13.997	98.6	11:44:23.156		
12	1:48.258	34.459	34.555	39.244	154.7	11:46:19.813	12	1:49.097	35.022	34.640	39.435	153.5	11:46:12.253		
13	2:18.717	34.819	39.758	1:04.140	120.8	11:48:38.530	13	2:14.473	35.262	36.834	1:02.377	124.6	11:48:26.726		
14	2:49.708	1:01.975	43.262	1:04.471	98.7	11:51:28.238	14	2:57.024	59.798	46.261	1:10.965	94.6	11:51:23.750		
25	Alex PIÑERA	ESP						32	Simón BULBARELLA	ARG					
	Tecnicar	TATUUS T-421							Drivex	TATUUS T-421					
1	2:30.117	44.981	48.995	56.141	111.6	11:06:21.027	1	2:36.992 B	47.087	49.200	1:00.705	106.7	11:06:27.902		
2	2:47.324	1:10.053	42.760	54.511	100.1	11:09:08.351									
3	3:30.149 B	1:03.826	51.573	1:34.750	79.7	11:12:38.500									
4	17:13.416	...	37.030	52.165	16.2	11:29:51.916									
5	2:43.915	49.334	43.364	1:11.217	102.2	11:32:35.831									
6	1:49.501	35.206	35.096	39.199	153.0	11:34:25.332									
7	1:47.438	34.049	34.342	39.047	155.9	11:36:12.770									
8	1:48.668	34.688	34.750	39.230	154.1	11:38:01.438									
9	1:48.133	34.588	34.524	39.021	154.9	11:39:49.571									
10	1:50.511	33.795	34.213	42.503	151.6	11:41:40.082									
11	2:44.499	53.719	39.136	1:11.644	101.8	11:44:24.581									
12	1:49.884	34.961	35.292	39.631	152.4	11:46:14.465									
13	2:15.172	34.398	38.178	1:02.596	123.9	11:48:29.637									
14	2:55.351	1:00.468	45.599	1:09.284	95.5	11:51:24.988									
15	1:49.738	35.078	35.091	39.569	152.6	11:53:14.726									
37	Ty FISHER	CAN						37	Ty FISHER	CAN					
	Griffin Core	TATUUS T-421							Griffin Core	TATUUS T-421					
1	2:12.027	37.544	39.878	54.605	126.9	11:06:02.937	1	2:12.027	37.544	39.878	54.605	126.9	11:06:02.937		
2	2:50.919	1:09.031	47.223	54.665	98.0	11:08:53.856	2	2:50.919	1:09.031	47.223	54.665	98.0	11:08:53.856		
3	3:03.218 B	1:01.327	50.540	1:11.351	91.4	11:11:57.074	3	3:03.218 B	1:01.327	50.540	1:11.351	91.4	11:11:57.074		
4	17:40.168	...	45.528	54.110	15.8	11:29:37.242	4	17:40.168	...	45.528	54.110	15.8	11:29:37.242		
5	2:52.154	48.366	45.513	1:18.275	97.3	11:32:29.396	5	2:52.154	48.366	45.513	1:18.275	97.3	11:32:29.396		
6	1:47.886	35.141	34.165	38.580	155.3	11:34:17.282	6	1:47.886	35.141	34.165	38.580	155.3	11:34:17.282		
7	1:47.125	34.231	34.336	38.558	156.4	11:36:04.407	7	1:47.125	34.231	34.336	38.558	156.4	11:36:04.407		
8	1:46.523	33.829	34.110	38.584	157.3	11:37:50.930	8	1:46.523	33.829	34.110	38.584	157.3	11:37:50.930		
9	1:46.415	33.745	34.070	38.600	157.4	11:39:37.345	9	1:46.415	33.745	34.070	38.600	157.4	11:39:37.345		
10	1:48.303	33.809	34.185	40.309	154.7	11:41:25.648	10	1:48.303	33.809	34.185	40.309	154.7	11:41:25.648		
11	2:55.987	55.858	44.101	1:16.028	95.2	11:44:21.635	11	2:55.987	55.858	44.101	1:16.028	95.2	11:44:21.635		
12	1:49.070	35.451	34.694	38.925	153.6	11:46:10.705	12	1:49.070	35.451	34.694	38.925	153.6	11:46:10.705		
13	2:13.653	33.981	37.103	1:02.569	125.3	11:48:24.358	13	2:13.653	33.981	37.103	1:02.569	125.3	11:48:24.358		
14	2:58.562	59.237	47.112	1:12.213	93.8	11:51:22.920	14	2:58.562	59.237	47.112	1:12.213	93.8	11:51:22.920		



F4Spain

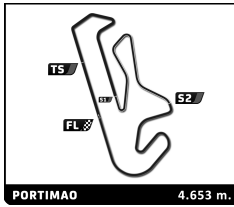
ROUND 2 - PORTIMAO

Race 3

Sector Analysis

Lap under Red Flag — Invalidated Lap ■ Personal Best ■ Session Best B Crossing the pit lane

Lap	Time	Sector 1	Sector 2	Sector 3	Kph	Elapsed	Lap	Time	Sector 1	Sector 2	Sector 3	Kph	Elapsed		
15	<u>2:05.677</u>	<u>34.909</u>	<u>35.210</u>	55.558	133.3	11:53:28.597									
38	Daniel KELLEHER	IRL						44	Elliot KACZYNSKI	SWE					
Campos Racing							TATUUS T-421								
1	2:25.652	42.890	46.523	56.239	115.0	11:06:16.562	1	2:31.080	45.201	49.502	56.377	110.9	11:06:21.990		
2	2:47.551	1:08.567	43.729	55.255	100.0	11:09:04.113	2	2:47.376	1:09.966	43.041	54.369	100.1	11:09:09.366		
3	3:21.677 B	1:02.307	51.307	1:28.063	83.1	11:12:25.790	3	3:31.116 B	1:03.699	51.614	1:35.803	79.3	11:12:40.482		
4	17:21.475	...	40.105	54.430	16.1	11:29:47.265	4	17:12.545	...	36.301	52.355	16.2	11:29:53.027		
5	2:46.075	48.980	44.099	1:12.996	100.9	11:32:33.340	5	2:43.057	48.957	43.459	1:10.641	102.7	11:32:36.084		
6	<u>1:49.619</u>	35.074	<u>35.282</u>	39.263	152.8	11:34:22.959	6	1:49.652	35.119	35.318	39.215	152.8	11:34:25.736		
7	1:48.787	34.060	34.837	39.890	154.0	11:36:11.746	7	<u>1:47.377</u>	34.031	34.432	<u>38.914</u>	156.0	11:36:13.113		
8	1:48.577	34.677	34.551	39.349	154.3	11:38:00.323	8	1:48.757	34.768	34.605	39.384	154.0	11:38:01.870		
9	<u>1:47.236</u>	<u>33.877</u>	<u>34.285</u>	<u>39.074</u>	156.2	11:39:47.559	9	1:48.120	34.366	34.613	39.141	154.9	11:39:49.990		
10	1:50.193	34.377	34.285	41.531	152.0	11:41:37.752	10	1:50.796	<u>33.860</u>	<u>34.372</u>	42.564	151.2	11:41:40.786		
11	2:46.098	53.166	40.660	1:12.272	100.8	11:44:23.850	11	2:44.079	53.854	38.918	1:11.307	102.1	11:44:24.865		
12	<u>1:50.303</u>	35.264	<u>35.488</u>	39.551	151.9	11:46:14.153	12	<u>1:50.307</u>	35.221	<u>35.212</u>	39.874	151.9	11:46:15.172		
13	<u>2:14.356</u>	34.317	<u>37.617</u>	1:02.422	124.7	11:48:28.509	13	<u>2:15.548</u>	<u>34.866</u>	<u>38.175</u>	1:02.507	123.6	11:48:30.720		
14	2:56.004	1:00.395	45.907	1:09.702	95.2	11:51:24.513	14	2:54.714	1:00.888	45.440	1:08.386	95.9	11:51:25.434		
15	1:50.921	35.222	34.927	40.772	151.0	11:53:15.434	15	1:50.087	35.070	34.771	40.246	152.2	11:53:15.521		
39	Louis COCHET	NLD						71	Sam URUS	MCO					
KCL Motorsport							TATUUS T-421								
1	2:23.895	42.408	44.982	56.505	116.4	11:06:14.805	1	2:26.804	43.120	47.702	55.982	114.1	11:06:17.714		
2	2:47.515	1:08.610	44.194	54.711	100.0	11:09:02.320	2	2:47.552	1:08.965	43.710	54.877	100.0	11:09:05.266		
3	3:17.783 B	1:02.238	51.245	1:24.300	84.7	11:12:20.103	3	3:25.081 B	1:02.671	51.392	1:31.018	81.7	11:12:30.347		
4	17:25.548	...	41.925	54.206	16.0	11:29:45.651	4	17:17.981	...	38.288	52.640	16.1	11:29:48.328		
5	2:47.275	48.847	44.715	1:13.713	100.1	11:32:32.926	5	2:45.782	49.471	43.745	1:12.566	101.0	11:32:34.110		
6	1:49.722	35.327	35.202	<u>39.193</u>	152.7	11:34:22.648	6	1:50.726	36.430	34.880	39.416	151.3	11:34:24.836		
7	<u>1:49.143</u>	<u>34.063</u>	35.194	39.886	153.5	11:36:11.791	7	<u>1:49.068</u>	34.923	34.987	<u>39.158</u>	153.6	11:36:13.904		
8	<u>1:49.207</u>	34.419	35.123	39.665	153.4	11:38:00.998	8	<u>1:58.247</u>	<u>34.760</u>	34.752	48.735	141.7	11:38:12.151		
9	1:54.593	<u>34.342</u>	<u>34.417</u>	45.834	146.2	11:39:55.591	9	<u>1:48.178</u>	<u>34.585</u>	<u>34.340</u>	39.253	154.8	11:40:00.329		
10	1:53.541	35.156	35.316	43.069	147.5	11:41:49.132	10	1:52.139	<u>34.484</u>	35.500	42.155	149.4	11:41:52.468		
11	2:37.158	54.673	35.283	1:07.202	106.6	11:44:26.290	11	2:35.520	53.892	34.888	1:06.740	107.7	11:44:27.988		
12	<u>1:49.648</u>	35.241	<u>34.944</u>	39.463	152.8	11:46:15.938	12	<u>1:50.092</u>	35.001	34.989	40.102	152.2	11:46:18.080		
13	<u>2:17.455</u>	35.262	<u>39.701</u>	1:02.492	121.9	11:48:33.393	13	2:19.334	34.942	40.745	1:03.647	120.2	11:48:37.414		
14	2:52.574	1:01.113	44.854	1:06.607	97.1	11:51:25.967	14	2:50.726	1:01.924	43.914	1:04.888	98.1	11:51:28.140		
15	<u>1:50.483</u>	<u>35.515</u>	34.724	40.244	151.6	11:53:16.450									
40	Kasper SCHORMANS	NLD						73	Fausto ARNAUDO	ARG					
MP Motorsport							TATUUS T-421								
1	2:11.603	37.251	39.794	54.558	127.3	11:06:02.513	1	2:32.708	49.882	46.823	56.003	109.7	11:06:23.618		
2	2:50.886	1:08.958	47.155	54.773	98.0	11:08:53.399	2	2:47.011	1:09.930	42.349	54.732	100.3	11:09:10.629		
3	3:02.360 B	1:01.289	50.345	1:10.726	91.9	11:11:55.759	3	3:33.362 B	1:03.485	52.174	1:37.703	78.5	11:12:43.991		
4	17:40.865	...	45.676	54.107	15.8	11:29:36.624	4	17:10.291	...	36.088	52.358	16.3	11:29:54.282		
5	2:52.237	48.489	45.543	1:18.205	97.3	11:32:28.861	5	2:42.091	49.343	43.006	1:09.742	103.3	11:32:36.373		
6	1:48.278	35.045	34.455	38.778	154.7	11:34:17.139	6	<u>1:50.763</u>	<u>35.182</u>	35.565	40.016	151.2	11:34:27.136		
7	1:47.848	34.622	34.466	38.760	155.3	11:36:04.987	7	1:48.212	34.496	34.770	<u>38.946</u>	154.8	11:36:15.348		
8	1:46.752	33.858	34.305	38.589	156.9	11:37:51.739	8	<u>1:47.998</u>	<u>33.871</u>	34.745	39.382	155.1	11:38:03.346		
9	<u>1:46.413</u>	<u>33.842</u>	<u>34.096</u>	<u>38.475</u>	157.4	11:39:38.152	9	<u>1:48.943</u>	<u>34.277</u>	<u>34.389</u>	40.277	153.8	11:39:52.289		
10	1:48.187	<u>33.823</u>	34.299	40.065	154.8	11:41:26.339	10	1:50.745	34.215	34.448	42.082	151.3	11:41:43.034		
11	2:55.427	55.933	43.911	1:15.583	95.5	11:44:21.766	11	2:42.261	54.629	37.355	1:10.277	103.2	11:44:25.295		
12	1:48.065	34.631	34.612	38.822	155.0	11:46:09.831	12	1:50.335	35.316	34.858	40.161	151.8	11:46:15.630		
13	2:13.440	33.931	37.085	1:02.424	125.5	11:48:23.271	13	2:15.564	34.549	38.568	1:02.447	123.6	11:48:31.194		
14	2:59.191	58.831	47.315	1:13.045	93.5	11:51:22.462	14	2:54.317	1:01.186	45.168	1:07.963	96.1	11:51:25.511		
15	1:49.443	35.373	35.015	39.055	153.1	11:53:11.905	15	<u>1:50.862</u>	<u>35.152</u>	<u>34.772</u>	40.938	151.1	11:53:16.373		
							77	Andrej PETROVIC	SRB						
							T-Code by Amtog							TATUUS T-421	
							1	2:09.708	36.404	38.959	54.345	129.1	11:06:00.618		



F4Spain

ROUND 2 - PORTIMAO

Race 3

Sector Analysis

Lap under Red Flag — Invalidated Lap ■ Personal Best ■ Session Best B Crossing the pit lane

Lap	Time	Sector 1	Sector 2	Sector 3	Kph	Elapsed	Lap	Time	Sector 1	Sector 2	Sector 3	Kph	Elapsed
2	2:51.114	1:08.927	47.450	54.737	97.9	11:08:51.732	6	1:48.129	35.019	34.437	38.673	154.9	11:34:16.709
3	2:58.564 B	1:01.473	49.903	1:07.188	93.8	11:11:50.296	7	1:46.727	33.926	34.161	38.640	156.9	11:36:03.436
4	17:44.342	...	46.053	53.808	15.7	11:29:34.638	8	1:46.717	33.912	34.125	38.680	157.0	11:37:50.153
5	2:53.335	48.728	45.385	1:19.222	96.6	11:32:27.973	9	1:46.593	33.917	34.001	38.675	157.1	11:39:36.746
6	1:47.283	34.572	34.157	38.554	156.1	11:34:15.256	10	<u>1:48.407</u>	<u>33.973</u>	34.021	40.413	154.5	11:41:25.153
7	1:46.502	33.760	34.059	38.683	157.3	11:36:01.758	11	2:56.231	55.512	44.428	1:16.291	95.1	11:44:21.384
8	<u>1:46.534</u>	<u>33.838</u>	34.048	38.648	157.2	11:37:48.292	12	1:48.162	34.926	34.360	38.876	154.9	11:46:09.546
9	1:46.473	33.777	34.160	38.536	157.3	11:39:34.765	13	2:13.281	33.805	37.034	1:02.442	125.7	11:48:22.827
10	1:49.675	33.849	34.797	41.029	152.7	11:41:24.440	14	2:59.426	58.841	47.224	1:13.361	93.4	11:51:22.253
11	2:56.697	55.342	44.545	1:16.810	94.8	11:44:21.137	15	1:57.181	35.717	35.058	46.406	142.9	11:53:19.434
12	1:47.832	34.831	34.208	38.793	155.3	11:46:08.969							
13	2:13.466	33.859	37.162	1:02.445	125.5	11:48:22.435							
14	2:59.712	58.908	47.133	1:13.671	93.2	11:51:22.147							
15	1:47.890	34.856	34.229	38.805	155.3	11:53:10.037							

78 Maria NETO		PRT				
TC Racing		TATUUS T-421				
1	2:35.389	56.615	41.606	57.168	107.8	11:06:26.299
2	2:45.604	1:08.799	41.950	54.855	101.1	11:09:11.903
3	3:35.753 B	1:04.283	52.546	1:38.924	77.6	11:12:47.656
4	17:08.095	...	35.747	50.198	16.3	11:29:55.751
5	2:40.851	49.431	43.323	1:08.097	104.1	11:32:36.602
6	<u>1:51.909</u>	<u>36.292</u>	35.502	40.115	149.7	11:34:28.511
7	<u>1:49.191</u>	<u>35.110</u>	34.529	39.552	153.4	11:36:17.702
8	1:49.274	34.485	35.085	39.704	153.3	11:38:06.976
9	1:48.290	34.317	34.422	39.551	154.7	11:39:55.266
10	1:52.790	34.346	34.479	43.965	148.5	11:41:48.056
11	2:38.111	54.901	35.643	1:07.567	105.9	11:44:26.167
12	<u>1:50.096</u>	<u>35.275</u>	35.306	39.515	152.1	11:46:16.263
13	<u>2:20.330</u>	<u>35.906</u>	40.565	1:03.859	119.4	11:48:36.593
14	2:50.531	1:01.675	43.485	1:05.371	98.2	11:51:27.124
15	1:50.531	35.011	35.423	40.097	151.5	11:53:17.655

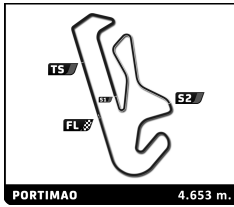
80 Sebastián FRIGOLET		MEX				
DXR		TATUUS T-421				
1	2:20.541	41.402	42.961	56.178	119.2	11:06:11.451
2	2:47.934	1:08.233	45.779	53.922	99.7	11:08:59.385
3	3:12.146 B	1:02.205	50.814	1:19.127	87.2	11:12:11.531
4	17:31.726	...	44.210	54.258	15.9	11:29:43.257
5	2:48.672	48.635	45.320	1:14.717	99.3	11:32:31.929
6	1:49.164	34.810	34.888	39.466	153.4	11:34:21.093
7	1:50.063	34.935	35.427	39.701	152.2	11:36:11.156
8	<u>1:49.612</u>	34.803	<u>34.943</u>	39.866	152.8	11:38:00.768
9	<u>1:51.503</u>	<u>34.349</u>			150.2	11:39:52.271
10	1:51.945	34.675	34.382	42.888	149.6	11:41:44.216
11	2:41.336	54.046	37.263	1:10.027	103.8	11:44:25.552
12	<u>1:50.616</u>	<u>35.570</u>	<u>35.042</u>	40.004	151.4	11:46:16.168
13	<u>2:17.878</u>	35.547	<u>39.600</u>	1:02.731	121.5	11:48:34.046
14	2:52.316	1:01.045	44.826	1:06.445	97.2	11:51:26.362

81 Noah MONTEIRO		PRT				
Griffin Core		TATUUS T-421				
1	2:11.129	36.915	39.550	54.664	127.7	11:06:02.039
2	2:51.007	1:08.840	47.156	55.011	98.0	11:08:53.046
3	3:01.753 B	1:01.189	50.118	1:10.446	92.2	11:11:54.799
4	17:41.235	...	45.545	54.133	15.8	11:29:36.034
5	2:52.546	48.580	45.421	1:18.545	97.1	11:32:28.580

83 Alfons MIETTINEN		FIN				
GRS Team		TATUUS T-421				
1	2:28.077	43.998	48.218	55.861	113.1	11:06:18.987
2	2:47.686	1:09.973	43.183	54.530	99.9	11:09:06.673
3	3:27.589 B	1:03.330	51.318	1:32.941	80.7	11:12:34.262
4	17:15.888	...	38.175	52.684	16.2	11:29:50.150
5	2:44.697	49.408	43.332	1:11.957	101.7	11:32:34.847
6	1:53.173	35.951	37.140	40.082	148.0	11:34:28.020
7	<u>1:50.408</u>	<u>35.056</u>	34.944	40.408	151.7	11:36:18.428
8	1:49.156	34.522	35.005	39.629	153.5	11:38:07.584
9	1:48.738	34.461	34.795	39.482	154.0	11:39:56.322

88 Miki BLASCOS		ESP				
Monlau Motorsport		TATUUS T-421				
1	2:18.120	40.414	42.136	55.570	121.3	11:06:09.030
2	2:48.168	1:07.744	46.521	53.903	99.6	11:08:57.198
3	3:09.149 B	1:01.961	51.204	1:15.984	88.6	11:12:06.347
4	17:34.417	...	45.060	53.766	15.9	11:29:40.764
5	2:49.964	48.381	46.215	1:15.368	98.6	11:32:30.728
6	<u>1:49.283</u>	34.948	<u>34.515</u>	39.820	153.3	11:34:20.011
7	<u>1:47.251</u>	<u>34.022</u>	34.168	39.061	156.2	11:36:07.262
8	<u>1:47.267</u>	<u>34.078</u>	34.337	38.852	156.2	11:37:54.529
9	1:47.145	33.960	34.122	39.063	156.3	11:39:41.674
10	<u>1:50.654</u>	<u>34.399</u>	<u>34.691</u>	41.564	151.4	11:41:32.328
11	2:50.435	53.488	42.785	1:14.162	98.3	11:44:22.763
12	1:49.339	35.002	34.749	39.588	153.2	11:46:12.102
13	2:13.864	34.857	36.744	1:02.263	125.1	11:48:25.966
14	2:57.676	59.653	46.616	1:11.407	94.3	11:51:23.642
15	1:50.359	35.206	34.933	40.220	151.8	11:53:14.001

94 Jordan MOODLEY		ZAF				
G4 Racing		TATUUS T-421				
1	2:29.160	44.048	48.602	56.510	112.3	11:06:20.070
2	2:47.064	1:09.444	43.013	54.607	100.3	11:09:07.134
3	3:28.081 B	1:03.422	51.298	1:33.361	80.5	11:12:35.215
4	17:15.578	...	37.914	52.695	16.2	11:29:50.793
5	2:44.587	49.111	43.387	1:12.089	101.8	11:32:35.380
6	1:53.636	35.997	36.676	40.963	147.4	11:34:29.016
7	<u>1:51.775</u>	<u>36.632</u>	35.228	39.915	149.9	11:36:20.791
8	1:48.495	34.569	34.575	39.351	154.4	11:38:09.286
9	1:48.456	34.329	34.616	39.511	154.4	11:39:57.742
10	1:53.555	34.390	36.742	42.423	147.5	11:41:51.297
11	2:36.728	54.082	35.075	1:07.571	106.9	11:44:28.025
12	1:50.324	35.407	34.768	40.149	151.8	11:46:18.349
13	2:20.480	36.654	39.645	1:04.181	119.2	11:48:38.829
14	2:49.644	1:02.070	43.519	1:04.055	98.7	11:51:28.473

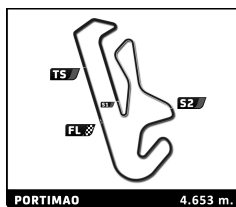


F4Spain
ROUND 2 - PORTIMAO
Race 3

Sector Analysis

■ Lap under Red Flag ■ Invalidated Lap ■ Personal Best ■ Session Best **B** Crossing the pit lane

Lap	Time	Sector 1	Sector 2	Sector 3	Kph	Elapsed	Lap	Time	Sector 1	Sector 2	Sector 3	Kph	Elapsed	
15	1:51.176	35.467	34.636	41.073	150.7	11:53:19.649								
96	Andre RODRIGUEZ USA													
	GRS Team									TATUUS T-421				
1	2:27.312	43.231	48.159	55.922	113.7	11:06:18.222								
2	2:47.771	1:09.780	43.302	54.689	99.8	11:09:05.993								
3	3:26.451 B	1:03.310	51.281	1:31.860	81.1	11:12:32.444								
4	17:16.652	...	38.565	52.593	16.2	11:29:49.096								
5	2:45.339	49.824	43.309	1:12.206	101.3	11:32:34.435								
6	1:52.503	36.494	35.146	40.863	148.9	11:34:26.938								
7	1:49.953	35.199	34.752	40.002	152.3	11:36:16.891								
8	<u>1:50.333</u>	35.041	<u>35.134</u>	40.158	151.8	11:38:07.224								
9	1:48.447	34.564	34.551	39.332	154.5	11:39:55.671								
10	2:21.718 B	35.177	58.167	48.374	118.2	11:42:17.389								



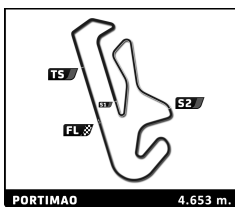
F4Spain

ROUND 2 - PORTIMAO

Race 3

Track Limits Analysis

No	Driver	Team	T.L. Nr	Camera	Lap	Time	
5	Daniel MOTA	TC Racing	1	Turn 1	7	11:34:35.101	
							Total Infractions: <input type="text" value="1"/>
7	Felipe REIJS	MP Motorsport	1	Turn 5	13	11:46:54.726	
							Total Infractions: <input type="text" value="1"/>
8	Jacob MICALLEF	Campos Racing	1	Turn 5	6	11:33:11.236	
8	Jacob MICALLEF	Campos Racing	2	Turn 1	9	11:38:05.043	
8	Jacob MICALLEF	Campos Racing	3	Turn 5	10	11:40:21.496	
8	Jacob MICALLEF	Campos Racing	4	Turn 1	10	11:39:53.551	
8	Jacob MICALLEF	Campos Racing	5	Turn 5	12	11:45:03.248	
							Total Infractions: <input type="text" value="5"/>
9	Jean Paul KARRAS	G4 Racing	1	Turn 4	6	11:33:00.290	
9	Jean Paul KARRAS	G4 Racing	2	Turn 5	6	11:33:13.773	
9	Jean Paul KARRAS	G4 Racing	3	Turn 5	7	11:35:01.782	
							Total Infractions: <input type="text" value="3"/>
10	Luna FLUXÁ	Campos Racing	1	Turn 1	7	11:34:37.972	
10	Luna FLUXÁ	Campos Racing	2	Turn 5	8	11:36:55.558	
10	Luna FLUXÁ	Campos Racing	3	Turn 5	13	11:46:57.128	
							Total Infractions: <input type="text" value="3"/>
11	Rahim ALIBHAI	Monlau Motorsport	1	Turn 5	8	11:36:53.157	
11	Rahim ALIBHAI	Monlau Motorsport	2	Turn 1	12	11:44:38.640	
11	Rahim ALIBHAI	Monlau Motorsport	3	Turn 5	13	11:46:57.128	
11	Rahim ALIBHAI	Monlau Motorsport	4	Turn 5	15	11:52:06.635	
							Total Infractions: <input type="text" value="4"/>
12	Philippe Armand KARRAS	G4 Racing	1	Turn 4	7	11:34:47.295	
12	Philippe Armand KARRAS	G4 Racing	2	Turn 1	12	11:44:36.773	
12	Philippe Armand KARRAS	G4 Racing	3	Turn 5	12	11:45:05.583	
12	Philippe Armand KARRAS	G4 Racing	4	Turn 1	15	11:51:37.558	
							Total Infractions: <input type="text" value="4"/>
13	Rodrigo MARTÍNEZ	Tecnicar	1	Turn 1	6	11:32:47.761	
13	Rodrigo MARTÍNEZ	Tecnicar	2	Turn 1	9	11:38:20.160	
							Total Infractions: <input type="text" value="2"/>
15	Jensen BURNETT	KCL Motorsport	1	Turn 4	13	11:46:39.076	
15	Jensen BURNETT	KCL Motorsport	2	Turn 4	15	11:51:51.018	
							Total Infractions: <input type="text" value="2"/>
17	Nacho TUÑÓN	T-Code by Amtog	1	Turn 1	9	11:38:01.306	
17	Nacho TUÑÓN	T-Code by Amtog	2	Turn 1	10	11:39:47.845	
							Total Infractions: <input type="text" value="2"/>
18	Zoe FLORESCU	Tecnicar	1	Turn 5	7	11:35:01.782	
18	Zoe FLORESCU	Tecnicar	2	Turn 1	8	11:36:23.575	
18	Zoe FLORESCU	Tecnicar	3	Turn 4	7	11:34:47.295	
							Total Infractions: <input type="text" value="3"/>
21	Borys LYZEN	KCL Motorsport	1	Turn 5	7	11:35:07.188	
21	Borys LYZEN	KCL Motorsport	2	Turn 1	12	11:44:36.773	
21	Borys LYZEN	KCL Motorsport	3	Turn 1	15	11:51:37.558	
21	Borys LYZEN	KCL Motorsport	4	Turn 5	15	11:52:05.001	
21	Borys LYZEN	KCL Motorsport	5	Turn 4	15	11:51:51.018	
							Total Infractions: <input type="text" value="5"/>
22	Vivek KANTHAN	Griffin Core	1	Turn 1	8	11:36:20.306	
22	Vivek KANTHAN	Griffin Core	2	Turn 1	9	11:38:07.245	
							Total Infractions: <input type="text" value="2"/>
23	Rocco CORONEL	MP Motorsport	1	Turn 5	9	11:38:33.580	



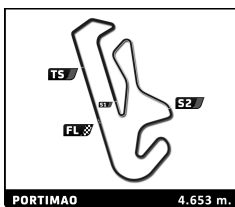
F4Spain

ROUND 2 - PORTIMAO

Race 3

Track Limits Analysis

No	Driver	Team	T.L. Nr	Camera	Lap	Time	
							Total Infractions: <input type="text" value="1"/>
24	Beau LOWETTE	TC Racing	1	Turn 5	6	11:33:13.773	
24	Beau LOWETTE	TC Racing	2	Turn 1	9	11:38:13.421	
							Total Infractions: <input type="text" value="2"/>
25	Aleix PIÑERA	Tecnicar	1	Turn 5	8	11:36:53.157	
25	Aleix PIÑERA	Tecnicar	2	Turn 5	15	11:52:06.635	
							Total Infractions: <input type="text" value="2"/>
27	Yuzuki SATO	Monlau Motorsport	1	Turn 1	7	11:34:39.905	
27	Yuzuki SATO	Monlau Motorsport	2	Turn 1	9	11:38:18.557	
27	Yuzuki SATO	Monlau Motorsport	3	Turn 5	13	11:46:57.128	
							Total Infractions: <input type="text" value="3"/>
28	Max RADECK	DXR	1	Turn 5	6	11:33:11.236	
28	Max RADECK	DXR	2	Turn 5	8	11:36:47.993	
28	Max RADECK	DXR	3	Turn 1	9	11:38:08.112	
28	Max RADECK	DXR	4	Turn 5	10	11:40:21.496	
							Total Infractions: <input type="text" value="4"/>
37	Ty FISHER	Griffin Core	1	Turn 1	8	11:36:16.566	
37	Ty FISHER	Griffin Core	2	Turn 5	15	11:52:03.736	
37	Ty FISHER	Griffin Core	3	Turn 4	15	11:51:49.484	
							Total Infractions: <input type="text" value="3"/>
38	Daniel KELLEHER	Campos Racing	1	Turn 5	6	11:33:13.773	
38	Daniel KELLEHER	Campos Racing	2	Turn 5	12	11:45:05.583	
38	Daniel KELLEHER	Campos Racing	3	Turn 5	13	11:46:53.465	
							Total Infractions: <input type="text" value="3"/>
39	Louis COCHET	KCL Motorsport	1	Turn 1	7	11:34:35.101	
39	Louis COCHET	KCL Motorsport	2	Turn 5	12	11:45:07.119	
39	Louis COCHET	KCL Motorsport	3	Turn 5	13	11:46:57.128	
39	Louis COCHET	KCL Motorsport	4	Turn 1	15	11:51:39.027	
							Total Infractions: <input type="text" value="4"/>
44	Elliot KACZYNSKI	Drivex	1	Turn 5	12	11:45:05.583	
44	Elliot KACZYNSKI	Drivex	2	Turn 4	13	11:46:42.083	
44	Elliot KACZYNSKI	Drivex	3	Turn 5	13	11:46:57.128	
							Total Infractions: <input type="text" value="3"/>
71	Sam URUS	DXR	1	Turn 1	8	11:36:26.778	
71	Sam URUS	DXR	2	Turn 1	9	11:38:24.762	
71	Sam URUS	DXR	3	Turn 1	12	11:44:40.642	
							Total Infractions: <input type="text" value="3"/>
73	Fausto ARNAUDO	Monlau Motorsport	1	Turn 1	6	11:32:48.495	
73	Fausto ARNAUDO	Monlau Motorsport	2	Turn 1	9	11:38:15.888	
73	Fausto ARNAUDO	Monlau Motorsport	3	Turn 4	15	11:51:52.556	
73	Fausto ARNAUDO	Monlau Motorsport	4	Turn 5	15	11:52:06.635	
							Total Infractions: <input type="text" value="4"/>
77	Andrej PETROVIC	T-Code by Amtog	1	Turn 1	8	11:36:14.567	
							Total Infractions: <input type="text" value="1"/>
78	María NETO	TC Racing	1	Turn 1	6	11:32:48.495	
78	María NETO	TC Racing	2	Turn 1	7	11:34:39.905	
78	María NETO	TC Racing	3	Turn 4	12	11:44:52.637	
78	María NETO	TC Racing	4	Turn 1	12	11:44:38.640	
78	María NETO	TC Racing	5	Turn 4	13	11:46:44.214	
							Total Infractions: <input type="text" value="5"/>
80	Sebastián FRIGOLET	DXR	1	Turn 5	8	11:36:51.860	



F4Spain

ROUND 2 - PORTIMAO

Race 3

Track Limits Analysis

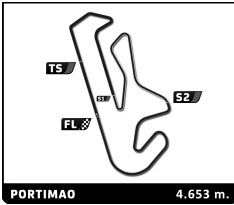
No	Driver	Team	T.L. Nr	Camera	Lap	Time	
80	Sebastián FRIGOLET	DXR	2	Turn 4	9	11:38:27.348	
80	Sebastián FRIGOLET	DXR	3	Turn 4	12	11:44:52.637	
80	Sebastián FRIGOLET	DXR	4	Turn 5	12	11:45:07.119	
80	Sebastián FRIGOLET	DXR	5	Turn 5	13	11:46:57.128	
							Total Infractions: <input type="text" value="5"/>
81	Noah MONTEIRO	Griffin Core	1	Turn 1	10	11:39:49.714	
							Total Infractions: <input type="text" value="1"/>
83	Alfons MIETTINEN	GRS Team	1	Turn 1	7	11:34:39.905	
							Total Infractions: <input type="text" value="1"/>
88	Miki BLASCOS	Monlau Motorsport	1	Turn 5	6	11:33:11.236	
88	Miki BLASCOS	Monlau Motorsport	2	Turn 1	7	11:34:32.967	
88	Miki BLASCOS	Monlau Motorsport	3	Turn 1	8	11:36:20.306	
88	Miki BLASCOS	Monlau Motorsport	4	Turn 5	10	11:40:21.496	
							Total Infractions: <input type="text" value="4"/>
94	Jorden MOODLEY	G4 Racing	1	Turn 1	7	11:34:43.309	
							Total Infractions: <input type="text" value="1"/>
96	Andre RODRIGUEZ	GRS Team	1	Turn 5	8	11:36:57.835	
							Total Infractions: <input type="text" value="1"/>

TOTAL TRACK LIMITS: 88

Published at:12:00.....

Track Limits Operator:
Daphne FERNÁNDEZ
OD-1537-ESP-CAT





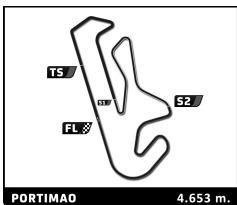
F4Spain

ROUND 2 - PORTIMAO

Race 3

Provisional Race Director Report

Hour	Flag	Message
10:32:46		F4 R3 - PIT LANE WILL BE OPEN AT 10:50
10:48:01		FAST LANE OPEN
10:50:00		PIT LANE OPEN
10:55:00		5 MINUTES BOARD - PIT LANE CLOSED
10:57:02		3 MINUTES BOARD
10:59:02		1 MINUTE BOARD
10:59:46		15 SECONDS BOARD
11:00:01		GREEN FLAG - FORMATION LAP
11:04:22	YF	YELLOW FLAG AT TURN 3
11:04:38	SF	SAFETY CAR
11:05:16		INCIDENT INVOLVING CAR #46 ON T3 NOTED
11:05:48		FOLLOWING SC IN T3 KEEP ON THE RHS
11:06:11		STARTING PROCEDURE WILL BE INVESTIGATED AFTER THE SESSION
11:10:24	RF	RED FLAG
11:17:25		5 MINUTES BOARD AT 11:22 TBC
11:19:22		5 MINUTES BOARD AT 11:22 CONFIRMED
11:22:09		5 MINUTES BOARD
11:24:01		3 MINUTES BOARD
11:26:01		1 MINUTE BOARD
11:26:45		15 SECONDS BOARD
11:31:00		SAFETY CAR IN THIS LAP
11:32:06	GF	GREEN FLAG
11:35:09		INCIDENT INVOLVING CAR #94 ON T1 NOTED
11:36:22		INCIDENT INVOLVING CAR #83 ON T1 NOTED - CORRECTION
11:40:43	YF	YELLOW FLAG AT TURN 5
11:41:00		INCIDENT INVOLVING CAR #24 #39 ON T14 NOTED - CORRECTION
11:41:02	SF	SAFETY CAR
11:41:11		INCIDENT INVOLVING CAR #24 #39 ON T14 NOTED
11:41:31		FOLLOWING SC IN T5 USE FIM LAYOUT
11:41:57		INCIDENT INVOLVING CARS #96 #83 ON T5 NOTED
11:42:59		SAFETY CAR IN THIS LAP
11:44:09	GF	GREEN FLAG
11:46:29	YF	YELLOW FLAG AT TURN 1
11:46:59	SF	SAFETY CAR
11:47:25		CAR #9 IN GRAVEL BED AT TURN 1
11:50:04		SAFETY CAR IN THIS LAP
11:51:12	GF	GREEN FLAG
11:53:10		CHEQUERED FLAG
11:53:43		INCIDENT INVOLVING CARS #18 #80 ON T15 NOTED
11:53:57		INCIDENT INVOLVING CARS #71 #24 ON T13 NOTED
11:54:06	YF	YELLOW FLAG AT TURN 13
11:54:09	YF	YELLOW FLAG AT TURN 15,13
11:54:14		TRACK LIMITS SYSTEM OPERATING - RESULTS MAY CHANGE
11:54:33	YF	YELLOW FLAG AT TURN 12,15,13
11:55:52		TOP 3 OVERALL TOP 3 ROOKIE & FIRST FEMALE PROCEED TO THE PODIUM AREA - CARS #17 #77 #40 #88 #2:
11:56:16		CARS & DRIVERS #17 #77 #40 #28 STAY ON PODIUM AREA FOR POSTERIOR SCRUTINEERING
11:56:48		DRIVERS #73 #80 #88 #94 PLEASE PROCEED TO SCRUTINEERING BAY FOR EQUIPMENT CHECKS AFTER SES




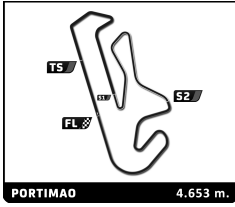
F4Spain
 ROUND 2 - PORTIMAO
 Race 3

Provisional Race Director Report

Hour	Flag	Message
11:58:56		E3 R2 - PIT LANE WILL BE OPEN AT 12:15

Published at: ...12:00.....

<p>Race Director: Luis GONZÁLEZ</p> 	<p>Timekeeper: Alberto ESTÉBANEZ</p> 
--	---

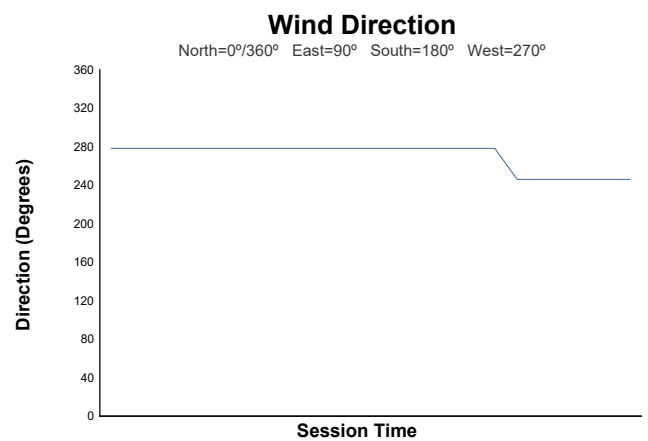
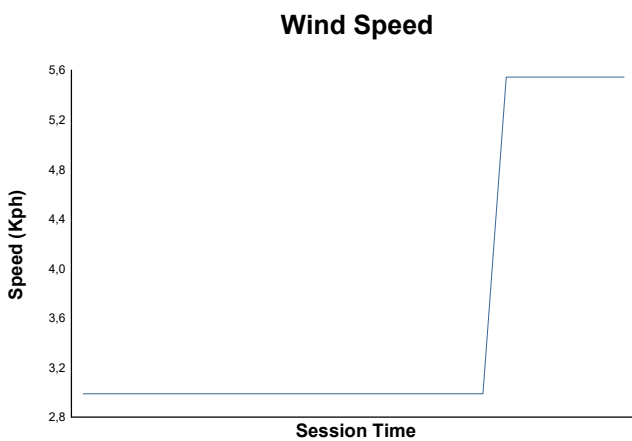
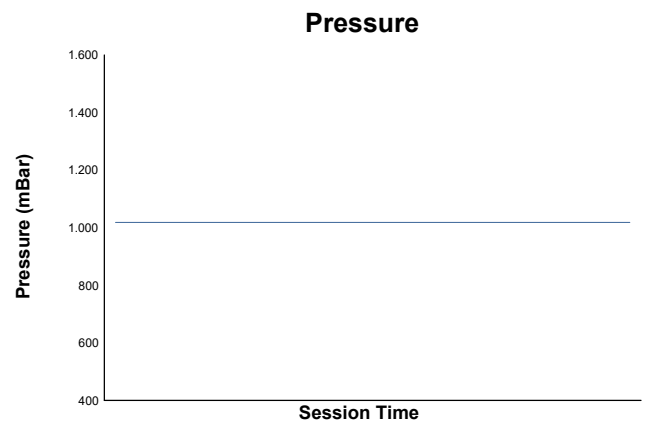
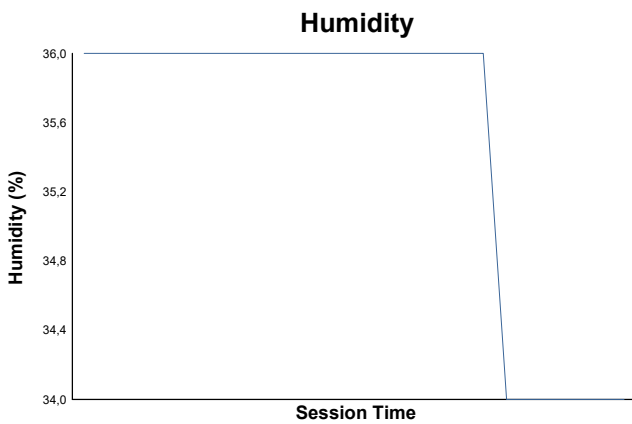
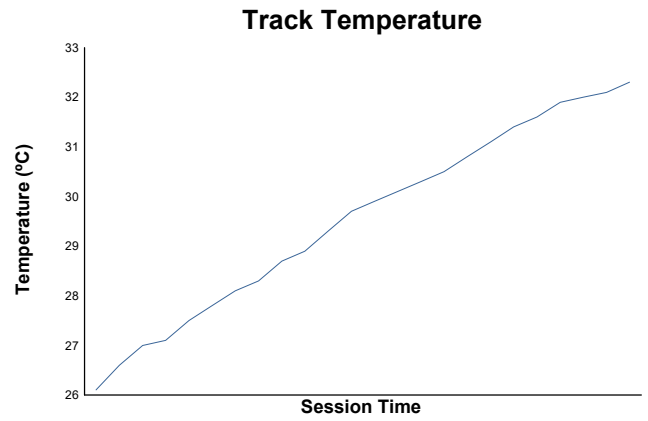
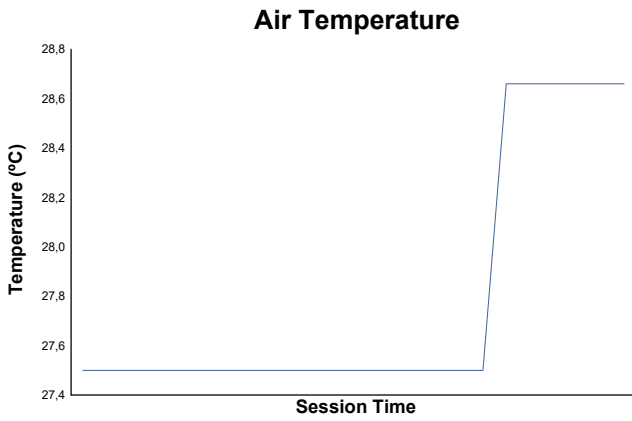


ROUND 2 - PORTIMAO

F4Spain

Race 3

Weather Report



Track Status: **DRY**

