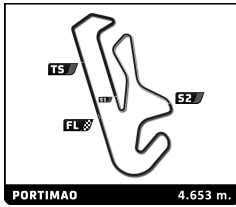


# EURO CUP 3



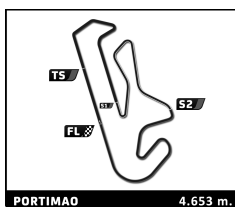
## Eurocup3 ROUND 2 - PORTIMAO Qualifying 1

### Sector Analysis

Lap under Red Flag    — Invalidated Lap    ■ Personal Best    ■ Session Best    B Crossing the pit lane

Lap	Time	Sector 1	Sector 2	Sector 3	Kph	Elapsed	Lap	Time	Sector 1	Sector 2	Sector 3	Kph	Elapsed
<b>2</b> Kacper SZTUKA POL Tecnicar by Amtog Dallara 326							8	1:38.324	31.151	<b>31.289</b>	35.884	170.4	10:20:04.974
1	7:14.455B	5:41.620	39.452	53.383	38.6	10:07:14.455	<b>7</b> Christopher EL FEGHALI LBN Drivex Dallara 326						
2	2:17.831	1:05.226	34.831	37.774	121.5	10:09:32.286	1	8:58.608B	7:29.050	41.244	48.314	31.1	10:08:58.608
3	1:54.801	33.137	34.023	47.641	145.9	10:11:27.087	2	2:08.971	1:00.493	32.326	36.152	129.9	10:11:07.579
4	1:37.277	31.030	30.937	35.310	172.2	10:13:04.364	3	1:38.276	31.837	31.128	35.311	170.4	10:12:45.855
5	1:36.651	30.744	30.678	<b>35.229</b>	173.3	10:14:41.015	4	1:36.489	30.654	30.583	35.252	173.6	10:14:22.344
6	<b>1:36.416</b>	<b>30.572</b>	<b>30.610</b>	35.234	173.7	10:16:17.431	5	<b>1:36.133</b>	<b>30.537</b>	<b>30.482</b>	<b>35.114</b>	174.2	10:15:58.477
7	1:41.570	32.184	33.338	36.048	164.9	10:17:59.001	6	1:43.136	30.655	31.040	41.441	162.4	10:17:41.613
8	1:36.858	30.815	30.665	35.378	172.9	10:19:35.859	7	1:37.740	30.726	30.692	36.322	171.4	10:19:19.353
9	1:49.291B	30.848	30.990	47.453	153.3	10:21:25.150	8	<b>1:57.054B</b>	<b>30.738</b>	30.732	55.584	143.1	10:21:16.407
<b>3</b> Edouard BORGNA FRA Drivex Dallara 326							<b>8</b> Alceu FELDMANN BRA MP Motorsport Dallara 326						
1	7:59.466	6:39.450	39.760	40.256	34.9	10:07:59.466	1	2:01.164	45.060	37.097	39.007	138.2	10:02:01.164
2	1:54.309	35.812	39.928	38.569	146.5	10:09:53.775	2	1:46.255	35.458	34.177	36.620	157.6	10:03:47.419
3	1:52.820	34.687	37.010	41.123	148.5	10:11:46.595	3	1:38.294	31.533	31.305	<b>35.456</b>	170.4	10:05:25.713
4	1:38.487	31.392	31.376	35.719	170.1	10:13:25.082	4	1:49.595B	<b>30.829</b>	32.361	46.405	152.8	10:07:15.308
5	1:37.927	<b>30.876</b>	31.341	35.710	171.1	10:15:03.009	5	4:34.524	3:17.056	35.627	41.841	61.0	10:11:49.832
6	<b>1:43.592</b>	<b>31.013</b>	<b>33.882</b>	38.697	161.7	10:16:46.601	6	1:44.225	35.183	33.208	35.834	160.7	10:13:34.057
7	1:37.898	31.202	31.159	<b>35.537</b>	171.1	10:18:24.499	7	1:38.579	31.247	31.263	36.069	169.9	10:15:12.636
8	<b>1:37.719</b>	31.143	<b>30.965</b>	35.611	171.4	10:20:02.218	8	<b>1:37.263</b>	30.886	<b>30.890</b>	35.487	172.2	10:16:49.899
<b>4</b> Ean EYCKMANS BEL MP Motorsport Dallara 326							<b>9</b> Thomas STRAUVEN BEL Griffin Core by Campos Dallara 326						
1	2:17.452	57.019	39.889	40.544	121.9	10:02:17.452	1	7:10.518B	5:44.723	36.787	49.008	38.9	10:07:10.518
2	1:59.948B	35.334	35.192	49.422	139.7	10:04:17.400	2	2:18.157	1:03.516	35.843	38.798	121.2	10:09:28.675
3	5:43.334	4:26.789	36.534	40.011	48.8	10:10:00.734	3	1:50.892	35.167	33.313	42.412	151.1	10:11:19.567
4	2:00.672	34.939	42.591	43.142	138.8	10:12:01.406	4	<b>1:36.930</b>	<b>31.057</b>	30.548	35.325	172.8	10:12:56.497
5	1:40.077	31.398	32.684	35.995	167.4	10:13:41.483	5	1:36.894	30.843	30.813	35.238	172.9	10:14:33.391
6	1:36.641	30.853	<b>30.675</b>	35.113	173.3	10:15:18.124	6	<b>1:36.371</b>	<b>30.634</b>	<b>30.533</b>	<b>35.204</b>	173.8	10:16:09.762
7	<b>1:36.306</b>	<b>30.532</b>	30.705	<b>35.069</b>	173.9	10:16:54.430	7	1:41.213	31.184	31.989	38.040	165.5	10:17:50.975
8	<b>1:36.618</b>	<b>30.723</b>	30.710	35.185	173.4	10:18:31.048	8	<b>1:37.509</b>	<b>30.930</b>	31.071	35.508	171.8	10:19:28.484
9	1:46.857B	<b>30.837</b>	33.157	42.863	156.8	10:20:17.905	9	<b>1:50.018B</b>	<b>30.756</b>	30.807	48.455	152.3	10:21:18.502
<b>5</b> Patrick HEUZENROEDER AUS Griffin Core by Campos Dallara 326							<b>10</b> Enzo TARNVANICHKUL THA Griffin Core by Campos Dallara 326						
1	7:12.358B	5:46.751	37.021	48.586	38.7	10:07:12.358	1	2:16.377B	50.396	38.014	47.967	122.8	10:02:16.377
2	2:17.377	1:04.206	34.630	38.541	121.9	10:09:29.735	2	4:56.799B	3:31.255	36.907	48.637	56.4	10:07:13.176
3	1:51.933	35.536	32.937	43.460	149.7	10:11:21.668	3	2:21.313	1:03.658	34.853	42.802	118.5	10:09:34.489
4	1:37.369	31.176	30.750	35.443	172.0	10:12:59.037	4	1:54.274	33.097	33.405	47.772	146.6	10:11:28.763
5	1:36.542	30.684	30.598	35.260	173.5	10:14:35.579	5	1:38.447	31.237	30.982	36.228	170.2	10:13:07.210
6	<b>1:36.365</b>	<b>30.625</b>	<b>30.547</b>	<b>35.193</b>	173.8	10:16:11.944	6	<b>1:36.699</b>	<b>30.751</b>	<b>30.589</b>	35.359	173.2	10:14:43.909
7	1:40.979	30.669	34.260	36.050	165.9	10:17:52.923	7	1:36.812	<b>30.707</b>	30.762	35.343	173.0	10:16:20.721
8	<b>1:37.635</b>	<b>30.801</b>	30.760	36.074	171.6	10:19:30.558	8	1:36.720	30.739	30.726	<b>35.255</b>	173.2	10:17:57.441
9	1:51.927B	30.843	31.882	49.202	149.7	10:21:22.485	9	<b>1:40.317</b>	<b>30.831</b>	31.162	38.324	167.0	10:19:37.758
<b>6</b> Stylianos KOLOVOS GRC Drivex Dallara 326							<b>11</b> Luca VIISOREANU ROU TC Racing Dallara 326						
1	8:00.435	6:36.984	37.654	45.797	34.9	10:08:00.435	1	2:05.111	49.652	36.969	38.490	133.9	10:02:05.111
2	1:54.219	39.264	35.971	38.984	146.7	10:09:54.654	2	1:43.931	33.505	33.209	37.217	161.2	10:03:49.042
3	1:52.679	34.338	36.068	42.273	148.7	10:11:47.333	3	1:39.466	31.968	31.641	35.857	168.4	10:05:28.508
4	<b>1:38.663</b>	<b>31.233</b>	31.668	35.762	169.8	10:13:25.996	4	1:38.117	<b>30.807</b>	31.120	36.190	170.7	10:07:06.625
5	1:37.974	30.946	31.361	<b>35.667</b>	171.0	10:15:03.970							
6	<b>1:37.863</b>	<b>30.879</b>	31.310	35.674	171.2	10:16:41.833							
7	<b>1:44.817</b>	<b>30.978</b>	34.402	39.437	159.8	10:18:26.650							

# EURO CUP 3



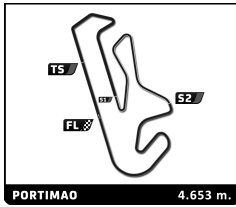
## Eurocup3 ROUND 2 - PORTIMAO Qualifying 1

### Sector Analysis

Lap under Red Flag    — Invalidated Lap    ■ Personal Best    ■ Session Best    B Crossing the pit lane

Lap	Time	Sector 1	Sector 2	Sector 3	Kph	Elapsed	Lap	Time	Sector 1	Sector 2	Sector 3	Kph	Elapsed
<b>12</b> Gianmarco PRADEL AUS MP Motorsport Dallara 326													
1	2:27.248	57.043	43.982	46.223	113.8	10:02:27.248							
2	2:08.568B	38.104	39.355	51.109	130.3	10:04:35.816							
3	5:23.615	4:05.650	37.966	39.999	51.8	10:09:59.431							
4	2:05.490	37.895	43.056	44.539	133.5	10:12:04.921							
5	<u>1:38.842</u>	<u>31.930</u>	31.242	35.670	169.5	10:13:43.763							
6	<u>1:36.835</u>	<u>30.877</u>	30.671	35.287	173.0	10:15:20.598							
7	<b>1:36.805</b>	30.856	30.676	<b>35.273</b>	173.0	10:16:57.403							
8	1:36.877	30.919	<b>30.582</b>	35.376	172.9	10:18:34.280							
9	1:36.904	<b>30.850</b>	30.616	35.438	172.9	10:20:11.184							
<b>14</b> Keanu AL AZHARI ARE Hitech Dallara 326													
1	7:43.286	6:24.672	38.861	39.753	36.2	10:07:43.286							
2	1:45.913	34.384	33.981	37.548	158.2	10:09:29.199							
3	1:42.062	34.315	31.827	35.920	164.1	10:11:11.261							
4	1:36.670	30.826	30.733	35.111	173.3	10:12:47.931							
5	1:36.227	30.614	<b>30.505</b>	35.108	174.1	10:14:24.158							
6	<b>1:36.194</b>	<b>30.581</b>	30.524	<b>35.089</b>	174.1	10:16:00.352							
7	1:36.583	30.641	30.536	35.406	173.4	10:17:36.935							
8	1:50.614B	30.902	35.598	44.114	151.4	10:19:27.549							
<b>16</b> Bianca BUSTAMANTE PHL Palou Motorsport Dallara 326													
1	6:56.093	5:35.386	39.481	41.226	40.3	10:06:56.093							
2	1:49.942	36.203	34.738	39.001	152.4	10:08:46.035							
3	1:44.967	35.343	33.453	36.171	159.6	10:10:31.002							
4	1:38.078	31.498	31.184	<b>35.396</b>	170.8	10:12:09.080							
5	<u>1:47.406</u>	<u>32.966</u>	36.112	38.328	156.0	10:13:56.486							
6	1:40.215	<u>33.204</u>	31.336	35.675	167.1	10:15:36.701							
7	<b>1:37.572</b>	<b>31.008</b>	31.019	35.545	171.7	10:17:14.273							
8	<u>1:39.840</u>	<u>31.481</u>	31.523	36.836	167.8	10:18:54.113							
9	1:37.758	31.047	<b>30.984</b>	35.727	171.3	10:20:31.871							
<b>20</b> Benjamin BECKLEY CRI Tecnicar by Amtog Dallara 326													
1	5:54.139	4:31.635	43.329	39.175	47.3	10:05:54.139							
2	1:46.594	34.881	32.967	38.746	157.1	10:07:40.733							
3	1:41.132	32.821	32.203	36.108	165.6	10:09:21.865							
4	1:40.319	<u>31.507</u>	33.172	35.640	167.0	10:11:02.184							
5	<b>1:38.031</b>	31.314	31.215	<b>35.502</b>	170.9	10:12:40.215							
6	1:38.110	31.302	<b>30.969</b>	35.839	170.7	10:14:18.325							
7	1:38.149	<b>31.224</b>	31.121	35.804	170.7	10:15:56.474							
8	1:38.287	31.295	31.261	35.731	170.4	10:17:34.761							
9	<u>1:38.419</u>	<u>31.403</u>	31.173	35.843	170.2	10:19:13.180							
10	1:38.124	31.272	31.163	35.689	170.7	10:20:51.304							
<b>22</b> Casper STEVENSON GBR Tecnicar by Amtog Dallara 326													
1	7:09.995	5:49.911	36.968	43.116	39.0	10:07:09.995							
2	1:47.205	35.753	33.977	37.475	156.3	10:08:57.200							
3	1:46.347	32.946	33.653	39.748	157.5	10:10:43.547							
4	1:39.728	31.023	31.106	37.599	168.0	10:12:23.275							
5	<b>1:37.042</b>	30.863	<b>30.786</b>	<b>35.393</b>	172.6	10:14:00.317							
6	1:37.235	<b>30.833</b>	30.817	35.585	172.3	10:15:37.552							
7	1:41.944	31.961	33.004	36.979	164.3	10:17:19.496							
8	1:37.693	31.229	30.858	35.606	171.5	10:18:57.189							
9	1:48.647B	31.063	30.987	46.597	154.2	10:20:45.836							
<b>23</b> Stefan BOSTANDJIEV BGR Hitech Dallara 326													
1	7:46.356	6:28.245	37.838	40.273	35.9	10:07:46.356							
2	1:46.164	33.823	34.658	37.683	157.8	10:09:32.520							
3	1:52.132	33.237	32.824	46.071	149.4	10:11:24.652							
4	1:38.120	31.215	31.375	35.530	170.7	10:13:02.772							
5	1:37.048	30.954	30.846	<b>35.248</b>	172.6	10:14:39.820							
6	<b>1:36.914</b>	<b>30.821</b>	30.771	35.322	172.8	10:16:16.734							
7	1:37.034	30.870	<b>30.736</b>	35.428	172.6	10:17:53.768							
8	<u>1:54.985B</u>	<u>32.441</u>	35.888	46.656	145.7	10:19:48.753							
<b>26</b> Tommy HARFIELD GBR Double R Dallara 326													
1	2:45.094	1:29.022	36.821	39.251	101.5	10:02:45.094							
2	1:44.232	33.476	33.071	37.685	160.7	10:04:29.326							
3	1:39.881	31.988	31.728	36.165	167.7	10:06:09.207							
4	1:40.509	33.317	31.376	35.816	166.7	10:07:49.716							
5	1:49.867	31.565	32.967	45.335	152.5	10:09:39.583							
6	1:59.385	33.533	37.888	47.964	140.3	10:11:38.968							
7	1:38.028	31.186	31.147	35.695	170.9	10:13:16.996							
8	1:37.182	30.977	30.733	35.472	172.4	10:14:54.178							
9	1:36.969	<b>30.790</b>	30.715	35.464	172.7	10:16:31.147							
10	<b>1:36.852</b>	30.887	<b>30.604</b>	<b>35.361</b>	173.0	10:18:07.999							
11	<u>1:45.453B</u>	<u>31.228</u>	31.027	43.198	158.8	10:19:53.452							
<b>27</b> Heitor DALL'AGNOL BRA Palou Motorsport Dallara 326													
1	8:07.821	6:48.817	38.436	40.568	34.3	10:08:07.821							
2	1:46.164	35.224	32.940	38.000	157.8	10:09:53.985							
3	1:52.278	34.461	35.831	41.986	149.2	10:11:46.263							
4	1:38.310	30.903	30.819	36.588	170.4	10:13:24.573							
5	1:36.715	<b>30.708</b>	30.690	35.317	173.2	10:15:01.288							
6	<u>1:37.497</u>	<u>30.771</u>	31.273	35.453	171.8	10:16:38.785							
7	<b>1:36.579</b>	30.769	<b>30.581</b>	35.229	173.4	10:18:15.364							
8	1:37.680	30.792	30.680	36.208	171.5	10:19:53.044							
9	1:36.709	30.759	30.793	<b>35.157</b>	173.2	10:21:29.753							
<b>31</b> Renzo BARBUY ARG TC Racing Dallara 326													
1	5:55.460	4:35.256	40.530	39.674	47.1	10:05:55.460							
2	1:46.352	34.103	33.014	39.235	157.5	10:07:41.812							
3	1:41.087	32.595	32.319	36.173	165.7	10:09:22.899							
4	1:38.314	31.287	31.450	<b>35.577</b>	170.4	10:11:01.213							
5	<b>1:38.178</b>	31.233	<b>31.215</b>	35.730	170.6	10:12:39.391							

# EURO CUP 3



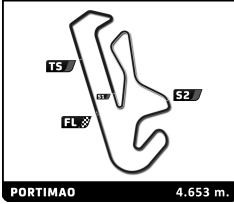
## Eurocup3 ROUND 2 - PORTIMAO Qualifying 1

### Sector Analysis

Lap under Red Flag    — Invalidated Lap    ■ Personal Best    ■ Session Best    B Crossing the pit lane

Lap	Time	Sector 1	Sector 2	Sector 3	Kph	Elapsed	Lap	Time	Sector 1	Sector 2	Sector 3	Kph	Elapsed
6	1:39.925	32.849	31.273	35.803	167.6	10:14:19.316	4	1:38.064	31.178	31.404	35.482	170.8	10:13:09.501
7	1:38.263	31.136	31.375	35.752	170.5	10:15:57.579	5	1:37.060	30.702	31.103	35.255	172.6	10:14:46.561
8	1:40.207	31.137	31.933	37.137	167.2	10:17:37.786	6	1:36.756	30.621	30.860	35.275	173.1	10:16:23.317
9	1:42.980	31.327	32.974	38.679	162.7	10:19:20.766	7	1:40.112	30.694	33.005	36.413	167.3	10:18:03.429
10	1:49.185B	31.344	31.443	46.398	153.4	10:21:09.951	8	1:39.145	31.180	31.596	36.369	169.0	10:19:42.574
<b>33</b> <b>Rafael PERARD</b> <span style="float:right">FRA</span> Palou Motorsport <span style="float:right">Dallara 326</span>							<b>48</b> <b>James EGOZI</b> <span style="float:right">USA</span> Palou Motorsport <span style="float:right">Dallara 326</span>						
1	8:05.889	6:47.358	37.412	41.119	34.5	10:08:05.889	1	8:02.767	6:45.521	36.537	40.709	34.7	10:08:02.767
2	1:47.548	34.746	33.639	39.163	155.8	10:09:53.437	2	1:48.995	36.247	34.268	38.480	153.7	10:09:51.762
3	1:51.317	34.100	34.012	43.205	150.5	10:11:44.754	3	1:50.944	34.775	34.509	41.660	151.0	10:11:42.706
4	1:37.140	30.929	30.874	35.337	172.4	10:13:21.894	4	1:36.471	30.809	30.568	35.094	173.6	10:13:19.177
5	1:36.525	30.818	30.558	35.149	173.5	10:14:58.419	5	1:37.988	30.745	31.275	35.968	170.9	10:14:57.165
6	1:37.280	30.748	30.863	35.669	172.2	10:16:35.699	6	1:36.335	30.685	30.536	35.114	173.9	10:16:33.500
7	1:36.415	30.585	30.762	35.068	173.7	10:18:12.114	7	1:41.196	30.929	34.565	35.702	165.5	10:18:14.696
8	1:36.488	30.782	30.561	35.145	173.6	10:19:48.602	8	1:36.462	30.821	30.528	35.113	173.7	10:19:51.158
9	1:36.599	30.692	30.663	35.244	173.4	10:21:25.201	9	1:36.343	30.686	30.461	35.196	173.9	10:21:27.501
<b>37</b> <b>Filippo FIORENTINO</b> <span style="float:right">BRA</span> Drivex <span style="float:right">Dallara 326</span>							<b>70</b> <b>Jakob BERGMEISTER</b> <span style="float:right">DEU</span> GRS <span style="float:right">Dallara 326</span>						
1	8:53.813	7:32.191	40.624	40.998	31.4	10:08:53.813	1	7:47.641	6:32.576	34.990	40.075	35.8	10:07:47.641
2	1:46.271	35.205	33.307	37.759	157.6	10:10:40.084	2	1:48.263	34.220	34.961	39.082	154.7	10:09:35.904
3	1:39.851	31.019	31.719	37.113	167.8	10:12:19.935	3	1:58.530	33.421	34.750	50.359	141.3	10:11:34.434
4	1:36.671	30.762	30.619	35.290	173.3	10:13:56.606	4	1:38.405	31.424	31.360	35.621	170.2	10:13:12.839
5	1:37.143	31.182	30.600	35.361	172.4	10:15:33.749	5	1:37.816	31.165	30.960	35.691	171.2	10:14:50.655
6	1:36.900	30.848	30.636	35.416	172.9	10:17:10.649	6	1:37.814	31.110	31.031	35.673	171.3	10:16:28.469
7	1:40.975	30.895	33.588	36.492	165.9	10:18:51.624	7	1:37.845	31.042	31.226	35.577	171.2	10:18:06.314
8	1:47.783B	30.929	30.689	46.165	155.4	10:20:39.407	8	1:38.421	31.182	31.279	35.960	170.2	10:19:44.735
<b>39</b> <b>Santino PANETTA</b> <span style="float:right">ARG</span> Hitech <span style="float:right">Dallara 326</span>							<b>77</b> <b>Bart HARRISON</b> <span style="float:right">GBR</span> Double R <span style="float:right">Dallara 326</span>						
1	7:44.217	6:25.426	39.302	39.489	36.1	10:07:44.217	1	7:09.803	5:52.360	37.376	40.067	39.0	10:07:09.803
2	1:45.622	34.388	33.776	37.458	158.6	10:09:29.839	2	1:45.408	33.840	34.137	37.431	158.9	10:08:55.211
3	1:44.705	34.204	32.268	38.233	160.0	10:11:14.544	3	1:46.213	34.211	33.536	38.466	157.7	10:10:41.424
4	1:37.578	31.078	31.075	35.425	171.7	10:12:52.122	4	1:39.725	30.890	30.999	37.836	168.0	10:12:21.149
5	1:36.662	30.707	30.747	35.208	173.3	10:14:28.784	5	1:36.863	30.727	30.697	35.439	172.9	10:13:58.012
6	1:36.713	30.776	30.724	35.213	173.2	10:16:05.497	6	1:36.798	30.701	30.652	35.445	173.0	10:15:34.810
7	1:43.617	31.428	34.334	37.855	161.7	10:17:49.114	7	1:36.563	30.593	30.585	35.385	173.5	10:17:11.373
8	1:46.674B	30.954	31.005	44.715	157.0	10:19:35.788	8	1:38.904	30.749	31.739	36.416	169.4	10:18:50.277
<b>41</b> <b>Alex POWELL</b> <span style="float:right">USA</span> Griffin Core by Campos <span style="float:right">Dallara 326</span>							<b>84</b> <b>Genaro TRAPPA</b> <span style="float:right">ARG</span> Hitech <span style="float:right">Dallara 326</span>						
1	7:08.856B	5:43.622	37.273	47.961	39.1	10:07:08.856	1	7:45.836	6:27.374	38.182	40.280	36.0	10:07:45.836
2	2:19.336	1:03.949	36.383	39.004	120.2	10:09:28.192	2	1:45.296	33.758	34.063	37.475	159.1	10:09:31.132
3	1:44.731	35.142	32.669	36.920	159.9	10:11:12.923	3	1:45.253	33.650	32.434	39.169	159.1	10:11:16.385
4	1:37.289	31.050	30.927	35.312	172.2	10:12:50.212	4	1:36.874	30.906	30.760	35.208	172.9	10:12:53.259
5	1:36.335	30.595	30.559	35.181	173.9	10:14:26.547	5	1:36.538	30.667	30.683	35.188	173.5	10:14:29.797
6	1:36.337	30.644	30.453	35.240	173.9	10:16:02.884	6	1:38.050	30.905	31.327	35.818	170.8	10:16:07.847
7	1:36.312	30.598	30.482	35.232	173.9	10:17:39.196	7	1:37.154	30.758	30.929	35.467	172.4	10:17:45.001
8	1:38.082	30.578	31.954	35.550	170.8	10:19:17.278	8	1:37.045	30.934	30.781	35.330	172.6	10:19:22.046
9	1:56.165B	30.798	34.091	51.276	144.2	10:21:13.443	9	1:58.570B	30.802	34.756	53.012	141.3	10:21:20.616
<b>44</b> <b>Rayan CARETTI</b> <span style="float:right">FRA</span> GRS <span style="float:right">Dallara 326</span>							<b>91</b> <b>Lorenzo CAMPOS</b> <span style="float:right">AGO</span> Double R <span style="float:right">Dallara 326</span>						
1	7:47.027	6:29.673	37.235	40.119	35.9	10:07:47.027	1	7:47.027	6:29.673	37.235	40.119	35.9	10:07:47.027
2	1:48.324	34.059	35.111	39.154	154.6	10:09:35.351	2	1:48.324	34.059	35.111	39.154	154.6	10:09:35.351
3	1:56.086	33.075	34.453	48.558	144.3	10:11:31.437	3	1:56.086	33.075	34.453	48.558	144.3	10:11:31.437

# EURO CUP 3



## Eurocup3 ROUND 2 - PORTIMAO Qualifying 1

### Sector Analysis

Lap under Red Flag    — Invalidated Lap    ■ Personal Best    ■ Session Best    B Crossing the pit lane

Lap	Time	Sector 1	Sector 2	Sector 3	Kph	Elapsed	Lap	Time	Sector 1	Sector 2	Sector 3	Kph	Elapsed
1	7:17.278	5:52.873	37.320	47.085	38.3	10:07:17.278							
2	1:45.779	34.921	33.291	37.567	158.4	10:09:03.057							
3	1:43.056	33.747	32.307	37.002	162.5	10:10:46.113							
4	1:38.393	31.307	31.208	35.878	170.2	10:12:24.506							
5	<b>1:37.409</b>	<b>30.938</b>	31.007	<b>35.464</b>	172.0	10:14:01.915							
6	<u>1:37.657</u>	<u>30.803</u>	31.026	35.828	171.5	10:15:39.572							
7	1:37.443	31.013	<b>30.868</b>	35.562	171.9	10:17:17.015							
8	1:41.191	31.135	33.905	36.151	165.5	10:18:58.206							
9	1:38.026	31.030	31.143	35.853	170.9	10:20:36.232							

99	René LAMMERS	NLD				
	MP Motorsport	Dallara 326				
1	2:09.019	49.010	38.888	41.121	129.8	10:02:09.019
2	2:01.324 <b>B</b>	35.874	35.683	49.767	138.1	10:04:10.343
3	4:41.779	3:19.715	41.567	40.497	59.4	10:08:52.122
4	1:46.056	35.390	32.804	37.862	157.9	10:10:38.178
5	1:39.918	31.333	31.423	37.162	167.6	10:12:18.096
6	1:37.104	31.033	30.715	35.356	172.5	10:13:55.200
7	1:36.545	30.764	30.583	35.198	173.5	10:15:31.745
8	<b>1:36.270</b>	30.738	<b>30.528</b>	<b>35.004</b>	174.0	10:17:08.015
9	1:36.284	<b>30.677</b>	30.564	35.043	174.0	10:18:44.299
10	1:50.393 <b>B</b>	30.723	33.420	46.250	151.7	10:20:34.692