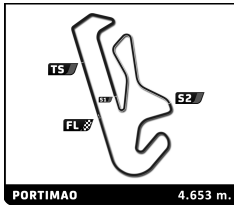


# EURO CUP 3



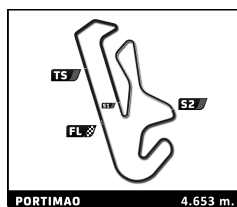
## Eurocup3 ROUND 2 - PORTIMAO Qualifying 2

### Sector Analysis

Lap under Red Flag    — Invalidated Lap    ■ Personal Best    ■ Session Best    B Crossing the pit lane

Lap	Time	Sector 1	Sector 2	Sector 3	Kph	Elapsed	Lap	Time	Sector 1	Sector 2	Sector 3	Kph	Elapsed
<b>2</b> Kacper SZTUKA POL Tecnicar by Amtog Dallara 326							7	<b>1:37.440</b>	<b>30.963</b>	<b>30.892</b>	<b>35.585</b>	171.9	10:21:26.868
1	7:30.214	6:10.221	38.774	41.219	37.2	10:07:30.214	8	<u>1:43.364</u>	31.163	<u>34.113</u>	38.088	162.1	10:23:10.232
2	1:47.752	34.973	34.662	38.117	155.5	10:09:17.966	9	1:37.984	31.249	31.099	35.636	171.0	10:24:48.216
3	<b>2:16.632 B</b>	31.900	39.007	1:05.725	122.6	10:11:34.598							
4	4:36.878	3:28.125	32.750	36.003	60.5	10:16:11.476							
5	1:41.467	30.876	33.133	37.458	165.1	10:17:52.943							
6	<b>1:36.853</b>	<b>30.792</b>	30.779	<b>35.282</b>	173.0	10:19:29.796							
7	<u>1:58.559</u>	<u>31.461</u>	40.216	46.882	141.3	10:21:28.355							
8	<u>1:36.984</u>	30.846	<u>30.767</u>	35.371	172.7	10:23:05.339							
9	1:37.115	30.913	<b>30.695</b>	35.507	172.5	10:24:42.454							
<b>3</b> Edouard BORGNA FRA Drivex Dallara 326													
1	7:36.960	6:22.422	35.386	39.152	36.7	10:07:36.960							
2	1:48.828	36.519	34.826	37.483	153.9	10:09:25.788							
3	<b>2:33.982 B</b>	35.281	52.106	1:06.595	108.8	10:11:59.770							
4	4:08.921	2:58.191	33.012	37.718	67.3	10:16:08.691							
5	1:37.916	31.060	31.169	35.687	171.1	10:17:46.607							
6	1:37.600	31.069	31.021	35.510	171.6	10:19:24.207							
7	1:37.426	31.007	30.917	<b>35.502</b>	171.9	10:21:01.633							
8	<b>1:37.294</b>	<b>30.894</b>	<b>30.783</b>	35.617	172.2	10:22:38.927							
9	<u>1:57.463 B</u>	31.073	<u>32.038</u>	54.352	142.6	10:24:36.390							
<b>4</b> Ean EYCKMANS BEL MP Motorsport Dallara 326													
1	1:59.028	48.056	33.663	37.309	140.7	10:01:59.028							
2	1:50.981 B	32.043	32.612	46.326	150.9	10:03:50.009							
3	5:07.117	3:56.208	34.075	36.834	54.5	10:08:57.126							
4	<b>2:04.054 B</b>	32.219	31.898	59.937	135.0	10:11:01.180							
5	4:50.167	3:40.464	32.642	37.061	57.7	10:15:51.347							
6	1:36.627	30.777	30.782	35.068	173.4	10:17:27.974							
7	<b>1:36.108</b>	30.699	<b>30.511</b>	<b>34.898</b>	174.3	10:19:04.082							
8	1:36.918	<b>30.617</b>	31.191	35.110	172.8	10:20:41.000							
9	1:36.576	30.674	30.755	35.147	173.4	10:22:17.576							
10	2:08.978 B	34.816	36.440	57.722	129.9	10:24:26.554							
<b>5</b> Patrick HEUZENROEDER AUS Griffin Core by Campos Dallara 326													
1	8:28.189	7:10.790	36.698	40.701	33.0	10:08:28.189							
2	<b>2:02.588 B</b>	35.689	34.934	51.965	136.6	10:10:30.777							
3	6:32.292	5:23.266	32.732	36.294	42.7	10:17:03.069							
4	1:38.674	31.176	31.618	35.880	169.8	10:18:41.743							
5	<b>1:36.772</b>	<b>30.741</b>	<b>30.666</b>	<b>35.365</b>	173.1	10:20:18.515							
6	<u>1:37.445</u>	<u>30.972</u>	30.864	35.609	171.9	10:21:55.960							
7	<u>1:37.251</u>	<u>30.845</u>	30.790	35.616	172.2	10:23:33.211							
8	1:50.375 B	31.180	30.722	48.473	151.8	10:25:23.586							
<b>6</b> Stylianos KOLOVOS GRC Drivex Dallara 326													
1	7:31.963	6:11.943	38.156	41.864	37.1	10:07:31.963							
2	1:47.662	36.579	33.513	37.570	155.6	10:09:19.625							
3	<b>2:23.156 B</b>	31.622	41.999	1:09.535	117.0	10:11:42.781							
4	4:50.386	3:30.055	38.073	42.258	57.7	10:16:33.167							
5	1:38.590	31.360	31.400	35.830	169.9	10:18:11.757							
6	1:37.671	31.073	30.958	35.640	171.5	10:19:49.428							
<b>7</b> Christopher EL FEGHALI LBN Drivex Dallara 326													
1	9:30.039 B	8:08.168	35.648	46.223	29.4	10:09:30.039							
2	<b>2:45.708 B</b>	1:02.957	46.237	56.514	101.1	10:12:15.747							
3	4:40.891	3:29.500	32.936	38.455	59.6	10:16:56.638							
4	1:38.471	31.701	31.170	35.600	170.1	10:18:35.109							
5	1:36.435	30.694	30.532	<b>35.209</b>	173.7	10:20:11.544							
6	<b>1:36.365</b>	<b>30.629</b>	<b>30.525</b>	35.211	173.8	10:21:47.909							
7	1:40.494	31.155	33.003	36.336	166.7	10:23:28.403							
8	2:00.996 B	30.779	30.683	59.534	138.4	10:25:29.399							
<b>8</b> Alceu FELDMANN BRA MP Motorsport Dallara 326													
1	1:49.746	39.111	33.668	36.967	152.6	10:01:49.746							
2	1:46.124 B	32.211	31.915	41.998	157.8	10:03:35.870							
3	5:09.749 B	3:47.742	34.715	47.292	54.1	10:08:45.619							
4	<b>2:20.339 B</b>	56.285	34.446	49.608	119.4	10:11:05.958							
5	4:46.601	3:36.746	32.990	36.865	58.4	10:15:52.559							
6	1:36.829	30.903	30.760	<b>35.166</b>	173.0	10:17:29.388							
7	1:36.712	30.781	30.719	35.212	173.2	10:19:06.100							
8	<b>1:36.642</b>	<b>30.682</b>	<b>30.671</b>	35.289	173.3	10:20:42.742							
9	<u>1:46.496 B</u>	<u>31.045</u>	<u>32.580</u>	42.871	157.3	10:22:29.238							
<b>9</b> Thomas STRAUVEN BEL Griffin Core by Campos Dallara 326													
1	8:29.166	7:11.497	37.031	40.638	32.9	10:08:29.166							
2	<b>2:02.922 B</b>	35.468	35.018	52.436	136.3	10:10:32.088							
3	6:34.075	5:25.829	32.360	35.886	42.5	10:17:06.163							
4	1:38.852	31.134	31.139	36.579	169.5	10:18:45.015							
5	1:36.564	30.819	30.654	<b>35.091</b>	173.5	10:20:21.579							
6	<b>1:36.547</b>	<b>30.809</b>	<b>30.467</b>	35.271	173.5	10:21:58.126							
7	1:36.914	30.923	30.654	35.337	172.8	10:23:35.040							
8	<u>1:51.480 B</u>	<u>30.779</u>	31.764	48.937	150.3	10:25:26.520							
<b>10</b> Enzo TARNVANICHKUL THA Griffin Core by Campos Dallara 326													
1	8:30.089	7:12.437	36.552	41.100	32.8	10:08:30.089							
2	<b>2:03.626 B</b>	35.470	34.571	53.585	135.5	10:10:33.715							
3	6:35.219	5:25.500	33.068	36.651	42.4	10:17:08.934							
4	1:38.627	31.212	30.964	36.451	169.8	10:18:47.561							
5	1:36.685	30.763	<b>30.677</b>	<b>35.245</b>	173.3	10:20:24.246							
6	<b>1:36.664</b>	<b>30.619</b>	30.702	35.343	173.3	10:22:00.910							
7	<u>1:37.004</u>	<u>30.737</u>	30.810	35.457	172.7	10:23:37.914							
8	1:37.026	30.789	30.734	35.503	172.6	10:25:14.940							
<b>11</b> Luca VIISOREANU ROU TC Racing Dallara 326													
1	8:30.732	7:13.318	36.216	41.198	32.8	10:08:30.732							
2	<b>2:04.986 B</b>	35.438	34.676	54.872	134.0	10:10:35.718							
3	6:34.621	5:24.443	33.542	36.636	42.4	10:17:10.339							
4	1:37.627	31.085	<b>30.973</b>	35.569	171.6	10:18:47.966							
5	1:37.737	31.029	31.121	35.587	171.4	10:20:25.703							
6	<b>1:37.435</b>	<b>30.923</b>	31.015	<b>35.497</b>	171.9	10:22:03.138							

# EURO CUP 3



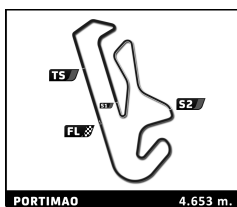
## Eurocup3 ROUND 2 - PORTIMAO Qualifying 2

### Sector Analysis

Lap under Red Flag    — Invalidated Lap    ■ Personal Best    ■ Session Best    B Crossing the pit lane

Lap	Time	Sector 1	Sector 2	Sector 3	Kph	Elapsed	Lap	Time	Sector 1	Sector 2	Sector 3	Kph	Elapsed
<b>12</b> Gianmarco PRADEL AUS MP Motorsport Dallara 326							3 3:55.715 2:41.429 35.336 38.950 71.1 10:07:38.316						
1	2:01.501	51.461	33.286	36.754	137.9	10:02:01.501	4	1:47.282	35.017	34.398	37.867	156.1	10:09:25.598
2	1:50.962B	31.520	31.754	47.688	151.0	10:03:52.463	5	<b>2:37.515B</b>	35.641	53.980	1:07.894	106.3	10:12:03.113
3	4:57.674	3:45.885	34.718	37.071	56.3	10:08:50.137	6	4:12.420	3:02.417	32.788	37.215	66.4	10:16:15.533
4	<b>2:05.727B</b>	33.914	32.129	59.684	133.2	10:10:55.864	7	1:39.454	30.977	31.636	36.841	168.4	10:17:54.987
5	4:50.422	3:42.963	31.812	35.647	57.7	10:15:46.286	8	1:37.239	30.897	30.955	<b>35.387</b>	172.3	10:19:32.226
6	<u>1:36.832</u>	<u>30.749</u>	30.691	35.392	173.0	10:17:23.118	9	1:37.319	30.832	31.035	35.452	172.1	10:21:09.545
7	<b>1:36.584</b>	30.900	<b>30.424</b>	35.260	173.4	10:18:59.702	10	<b>1:37.125</b>	<b>30.699</b>	<b>30.927</b>	35.499	172.5	10:22:46.670
8	1:36.861	30.843	30.804	<b>35.214</b>	172.9	10:20:36.563	11	1:53.351B	31.070	30.937	51.344	147.8	10:24:40.021
9	1:36.684	<b>30.703</b>	30.633	35.348	173.3	10:22:13.247	<b>23</b> Stefan BOSTANDJIEV BGR Hitech Dallara 326						
10	1:36.915	30.846	30.720	35.349	172.8	10:23:50.162	1	7:30.987	6:15.583	35.918	39.486	37.1	10:07:30.987
11	2:18.240B	40.110	39.678	58.452	121.2	10:26:08.402	2	1:47.251	35.476	34.123	37.652	156.2	10:09:18.238
<b>14</b> Keanu AL AZHARI ARE Hitech Dallara 326							3	<b>2:18.948B</b>	31.997	39.706	1:07.245	120.6	10:11:37.186
1	7:29.799	6:12.770	36.882	40.147	37.2	10:07:29.799	4	5:09.365	3:55.448	34.720	39.197	54.1	10:16:46.551
2	1:46.790	34.488	34.853	37.449	156.9	10:09:16.589	5	1:41.296	31.214	31.587	38.495	165.4	10:18:27.847
3	<b>2:11.422B</b>	31.837	36.148	1:03.437	127.5	10:11:28.011	6	1:38.968	31.614	31.262	36.092	169.3	10:20:06.815
4	5:15.063	4:03.522	34.501	37.040	53.2	10:16:43.074	7	<b>1:36.806</b>	<b>30.761</b>	<b>30.766</b>	<b>35.279</b>	173.0	10:21:43.621
5	1:38.972	31.447	31.572	35.953	169.2	10:18:22.046	8	1:37.095	30.852	30.837	35.406	172.5	10:23:20.716
6	<b>1:36.561</b>	30.810	<b>30.630</b>	<b>35.121</b>	173.5	10:19:58.607	9	1:57.859B	33.521	34.782	49.556	142.1	10:25:18.575
7	1:36.658	<b>30.745</b>	30.747	35.166	173.3	10:21:35.265	<b>26</b> Tommy HARFIELD GBR Double R Dallara 326						
8	1:36.794	30.768	30.779	35.247	173.1	10:23:12.059	1	7:44.092	6:29.895	35.190	39.007	36.1	10:07:44.092
9	<u>1:45.752B</u>	<u>30.861</u>	30.933	43.958	158.4	10:24:57.811	2	1:43.847	33.833	33.250	36.764	161.3	10:09:27.939
<b>16</b> Bianca BUSTAMANTE PHL Palou Motorsport Dallara 326							3	<b>2:38.523B</b>	34.838	53.770	1:09.915	105.7	10:12:06.462
1	6:41.368	5:24.743	36.352	40.273	41.7	10:06:41.368	4	4:22.892	3:05.444	37.583	39.865	63.7	10:16:29.354
2	1:49.693	35.905	34.488	39.300	152.7	10:08:31.061	5	1:37.831	31.279	31.062	35.490	171.2	10:18:07.185
3	<b>2:11.654B</b>	35.487	37.689	58.478	127.2	10:10:42.715	6	<b>1:36.908</b>	30.932	<b>30.637</b>	<b>35.339</b>	172.9	10:19:44.093
4	5:23.515	4:14.653	32.555	36.307	51.8	10:16:06.230	7	<u>1:36.863</u>	<u>30.819</u>	30.642	35.402	172.9	10:21:20.956
5	<u>1:37.435</u>	<u>31.027</u>	31.063	<b>35.345</b>	171.9	10:17:43.665	8	1:36.968	<b>30.785</b>	30.714	35.469	172.7	10:22:57.924
6	<u>1:42.660</u>	<u>33.423</u>	33.757	35.480	163.2	10:19:26.325	9	<u>1:37.251</u>	<u>30.924</u>	30.754	35.573	172.2	10:24:35.175
7	<b>1:37.017</b>	<b>30.883</b>	<b>30.714</b>	35.420	172.7	10:21:03.342	<b>27</b> Heitor DALL'AGNOL BRA Palou Motorsport Dallara 326						
8	<u>1:41.916</u>	<u>30.744</u>	34.832	36.340	164.4	10:22:45.258	1	7:43.153	6:29.272	34.982	38.899	36.2	10:07:43.153
9	2:08.261B	34.081	37.503	56.677	130.6	10:24:53.519	2	1:43.765	33.506	33.011	37.248	161.4	10:09:26.918
<b>20</b> Benjamin BECKLEY CRI Tecnicar by Amtog Dallara 326							3	<b>2:29.422B</b>	33.736	51.301	1:04.385	112.1	10:11:56.340
1	6:52.164	5:37.102	36.853	38.209	40.6	10:06:52.164	4	4:07.863	2:59.506	32.068	36.289	67.6	10:16:04.203
2	1:43.399	33.364	33.338	36.697	162.0	10:08:35.563	5	1:36.502	30.916	30.632	34.954	173.6	10:17:40.705
3	<b>2:10.082B</b>	<u>32.245</u>	38.382	59.455	128.8	10:10:45.645	6	<b>1:36.150</b>	<b>30.604</b>	30.626	<b>34.920</b>	174.2	10:19:16.855
4	5:30.589	4:21.101	32.338	37.150	50.7	10:16:16.234	7	1:36.354	30.664	<b>30.576</b>	35.114	173.8	10:20:53.209
5	<u>1:39.570</u>	<u>31.497</u>	31.126	36.947	168.2	10:17:55.804	8	1:39.978	30.711	30.757	38.510	167.5	10:22:33.187
6	1:39.473	31.318	32.305	35.850	168.4	10:19:35.277	9	<b>1:55.435B</b>	<u>33.767</u>	31.739	49.929	145.1	10:24:28.622
7	1:38.244	31.193	31.377	<b>35.674</b>	170.5	10:21:13.521	<b>31</b> Renzo BARBUY ARG TC Racing Dallara 326						
8	<b>1:38.047</b>	<b>31.109</b>	<b>31.101</b>	35.837	170.8	10:22:51.568	1	6:43.212	5:26.842	36.139	40.231	41.5	10:06:43.212
9	1:38.289	31.328	31.106	35.855	170.4	10:24:29.857	2	1:49.305	35.294	34.224	39.787	153.2	10:08:32.517
<b>22</b> Casper STEVENSON GBR Tecnicar by Amtog Dallara 326							3	<b>2:05.068B</b>	34.709	34.406	55.953	133.9	10:10:37.585
1	1:54.930	43.576	33.273	38.081	145.7	10:01:54.930	4	6:09.964	4:56.877	33.578	39.509	45.3	10:16:47.549
2	1:47.671B	32.087	31.680	43.904	155.6	10:03:42.601	5	1:41.675	31.540	31.705	38.430	164.7	10:18:29.224
							6	<u>1:38.910</u>	<u>31.523</u>	31.388	35.999	169.4	10:20:08.134
							7	<u>1:38.399</u>	<u>31.356</u>	31.240	<b>35.803</b>	170.2	10:21:46.533
							8	1:38.550	31.465	31.148	35.937	170.0	10:23:25.083
							9	<b>1:38.532</b>	<b>31.381</b>	<b>31.122</b>	36.029	170.0	10:25:03.615

# EURO CUP 3

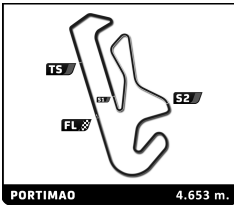


## Eurocup3 ROUND 2 - PORTIMAO Qualifying 2

### Sector Analysis

Lap under Red Flag    — Invalidated Lap    ■ Personal Best    ■ Session Best    B Crossing the pit lane

Lap	Time	Sector 1	Sector 2	Sector 3	Kph	Elapsed	Lap	Time	Sector 1	Sector 2	Sector 3	Kph	Elapsed	
<b>33</b>	Rafael PERARD						FRA	6	1:37.309	30.913	31.078	<b>35.318</b>	172.1	10:17:57.440
	Palou Motorsport						Dallara 326	7	<b>1:37.076</b>	30.783	<b>30.929</b>	35.364	172.6	10:19:34.516
1	7:42.144	6:27.146	35.568	39.430	36.2	10:07:42.144	8	1:37.123	30.761	30.997	35.365	172.5	10:21:11.639	
2	1:44.352	33.933	32.814	37.605	160.5	10:09:26.496	9	<b>1:38.214</b>	<b>30.674</b>	<b>31.063</b>	36.477	170.6	10:22:49.853	
3	<b>2:27.019 B</b>	33.861	50.794	1:02.364	113.9	10:11:53.515	10	<b>1:53.513 B</b>	<b>31.093</b>	<b>33.619</b>	<b>48.801</b>	147.6	10:24:43.366	
4	4:07.082	2:58.951	31.621	36.510	67.8	10:16:00.597								
5	1:36.464	30.706	30.592	35.166	173.6	10:17:37.061								
6	<b>1:36.200</b>	<b>30.584</b>	<b>30.515</b>	<b>35.101</b>	174.1	10:19:13.261								
7	<b>1:41.637</b>	<b>30.618</b>	32.641	38.378	164.8	10:20:54.898								
8	1:36.639	30.616	30.605	35.418	173.3	10:22:31.537								
9	1:49.645 B	30.735	32.714	46.196	152.8	10:24:21.182								
<b>37</b>	Filippo FIORENTINO						BRA							
	Drivex						Dallara 326							
1	1:53.033	40.493	34.012	38.528	148.2	10:01:53.033								
2	1:39.049	31.723	31.438	35.888	169.1	10:03:32.082								
3	1:46.818 B	31.228	31.131	44.459	156.8	10:05:18.900								
4	3:40.731	2:29.525	34.594	36.612	75.9	10:08:59.631								
5	<b>3:11.586 B</b>	31.655	1:27.950	1:11.981	87.4	10:12:11.217								
6	4:01.394	2:51.205	34.343	35.846	69.4	10:16:12.611								
7	1:38.293	30.914	31.284	36.095	170.4	10:17:50.904								
8	<b>1:36.871</b>	<b>30.929</b>	<b>30.593</b>	<b>35.349</b>	172.9	10:19:27.775								
9	<b>1:36.924</b>	30.907	<b>30.678</b>	<b>35.339</b>	172.8	10:21:04.699								
10	1:37.222	<b>30.729</b>	30.976	35.517	172.3	10:22:41.921								
11	<b>1:52.428 B</b>	<b>30.870</b>	30.778	50.780	149.0	10:24:34.349								
<b>39</b>	Santino PANETTA						ARG							
	Hitech						Dallara 326							
1	7:30.481	6:13.672	37.292	39.517	37.2	10:07:30.481								
2	1:48.673	35.604	34.125	38.944	154.1	10:09:19.154								
3	<b>2:21.153 B</b>	31.599	41.849	1:07.705	118.7	10:11:40.307								
4	5:03.336	3:51.433	34.554	37.349	55.2	10:16:43.643								
5	1:39.648	31.653	31.806	36.189	168.1	10:18:23.291								
6	1:36.953	30.827	30.962	<b>35.164</b>	172.8	10:20:00.244								
7	<b>1:36.705</b>	<b>30.641</b>	<b>30.854</b>	35.210	173.2	10:21:36.949								
8	1:37.091	30.745	30.903	35.443	172.5	10:23:14.040								
9	<b>1:47.518 B</b>	<b>30.930</b>	32.489	44.099	155.8	10:25:01.558								
<b>41</b>	Alex POWELL						USA							
	Griffin Core by Campos						Dallara 326							
1	8:27.020	7:08.601	37.534	40.885	33.0	10:08:27.020								
2	<b>2:01.288 B</b>	35.937	34.572	50.779	138.1	10:10:28.308								
3	6:32.237	5:23.596	32.386	36.255	42.7	10:17:00.545								
4	1:38.994	32.057	31.354	35.583	169.2	10:18:39.539								
5	<b>1:36.243</b>	<b>30.648</b>	<b>30.459</b>	<b>35.136</b>	174.0	10:20:15.782								
6	<b>1:37.522</b>	<b>30.688</b>	31.169	35.665	171.8	10:21:53.304								
7	1:37.353	30.896	30.884	35.573	172.1	10:23:30.657								
8	1:45.575 B	30.928	30.661	43.986	158.7	10:25:16.232								
<b>44</b>	Rayan CARETTI						FRA							
	GRS						Dallara 326							
1	2:32.641 B	1:02.408	37.199	53.034	109.7	10:02:32.641								
2	5:21.127	4:03.945	37.708	39.474	52.2	10:07:53.768								
3	1:49.844	34.698	33.733	41.413	152.5	10:09:43.612								
4	<b>2:30.587 B</b>	35.373	45.076	1:10.138	111.2	10:12:14.199								
5	4:05.932	2:54.197	32.749	38.986	68.1	10:16:20.131								
<b>48</b>	James EGOZI						USA							
	Palou Motorsport						Dallara 326							
1	7:36.384	6:21.270	35.425	39.689	36.7	10:07:36.384								
2	1:48.786	36.161	34.374	38.251	154.0	10:09:25.170								
3	<b>2:25.578 B</b>	34.393	50.752	1:00.433	115.1	10:11:50.748								
4	4:07.776	3:00.394	31.572	35.810	67.6	10:15:58.524								
5	1:36.288	30.816	<b>30.412</b>	35.060	174.0	10:17:34.812								
6	<b>1:35.905</b>	30.541	30.413	<b>34.951</b>	174.7	10:19:10.717								
7	1:36.618	30.563	30.746	35.309	173.4	10:20:47.335								
8	1:36.221	<b>30.533</b>	30.478	35.210	174.1	10:22:23.556								
9	2:08.027 B	35.942	36.594	55.491	130.8	10:24:31.583								
<b>70</b>	Jakob BERGMEISTER						DEU							
	GRS						Dallara 326							
1	7:46.087	6:31.646	35.675	38.766	35.9	10:07:46.087								
2	1:46.565	33.781	33.660	39.124	157.2	10:09:32.652								
3	<b>2:36.288 B</b>	32.144	52.491	1:11.653	107.2	10:12:08.940								
4	4:13.869	3:00.179	33.074	40.616	66.0	10:16:22.809								
5	1:38.551	31.380	31.487	35.684	170.0	10:18:01.360								
6	<b>1:37.796</b>	31.144	<b>31.135</b>	<b>35.517</b>	171.3	10:19:39.156								
7	1:38.648	<b>31.090</b>	31.562	35.996	169.8	10:21:17.804								
8	1:38.449	31.151	31.273	36.025	170.1	10:22:56.253								
9	1:50.397 B	33.188	32.316	44.893	151.7	10:24:46.650								
<b>77</b>	Bart HARRISON						GBR							
	Double R						Dallara 326							
1	7:45.273	6:30.784	35.960	38.529	36.0	10:07:45.273								
2	1:45.454	33.670	33.104	38.680	158.8	10:09:30.727								
3	<b>2:33.674 B</b>	31.591	53.540	1:08.543	109.0	10:12:04.401								
4	4:46.180	3:28.972	35.885	41.323	58.5	10:16:50.581								
5	1:38.512	31.070	30.991	36.451	170.0	10:18:29.093								
6	1:38.595	30.873	31.136	36.586	169.9	10:20:07.688								
7	1:37.176	30.817	30.844	35.515	172.4	10:21:44.864								
8	<b>1:36.997</b>	<b>30.765</b>	<b>30.743</b>	<b>35.489</b>	172.7	10:23:21.861								
9	<b>1:58.290 B</b>	<b>30.879</b>	31.147	56.264	141.6	10:25:20.151								
<b>84</b>	Genaro TRAPPA						ARG							
	Hitech						Dallara 326							
1	7:30.116	6:13.358	37.161	39.597	37.2	10:07:30.116								
2	1:47.411	35.212	34.143	38.056	156.0	10:09:17.527								
3	<b>2:14.718 B</b>	31.778	38.334	1:04.606	124.3	10:11:32.245								
4	5:13.251	3:59.980	34.615	38.656	53.5	10:16:45.496								
5	1:39.545	31.447	31.465	36.633	168.3	10:18:25.041								
6	<b>1:36.671</b>	<b>30.694</b>	30.736	<b>35.241</b>	173.3	10:20:01.712								
7	1:36.737	30.724	30.734	35.279	173.2	10:21:38.449								
8	<b>1:45.691 B</b>	<b>30.805</b>	<b>30.732</b>	44.154	158.5	10:23:24.140								
<b>91</b>	Lorenzo CAMPOS						AGO							
	Double R						Dallara 326							
1	7:42.718	6:27.592	35.794	39.332	36.2	10:07:42.718								
2	1:44.420	34.110	33.264	37.046	160.4	10:09:27.138								



## Eurocup3 ROUND 2 - PORTIMAO Qualifying 2

### Sector Analysis

Lap under Red Flag    — Invalidated Lap    ■ Personal Best    ■ Session Best    B Crossing the pit lane

Lap	Time	Sector 1	Sector 2	Sector 3	Kph	Elapsed	Lap	Time	Sector 1	Sector 2	Sector 3	Kph	Elapsed
3	<b>2:30.594</b> B	33.840	51.455	1:05.299	111.2	10:11:57.732							
4	4:32.731	3:12.331	38.029	42.371	61.4	10:16:30.463							
5	<u>1:38.125</u>	<u>31.282</u>	31.220	35.623	170.7	10:18:08.588							
6	1:37.441	30.956	31.081	<b>35.404</b>	171.9	10:19:46.029							
7	1:37.557	30.950	31.014	35.593	171.7	10:21:23.586							
8	<b>1:37.246</b>	<b>30.843</b>	<b>30.839</b>	35.564	172.3	10:23:00.832							
9	<u>1:47.026</u> B	<u>31.438</u>	32.398	43.190	156.5	10:24:47.858							

99	René LAMMERS	NLD				
	MP Motorsport	Dallara 326				
1	1:57.435	43.396	35.171	38.868	142.6	10:01:57.435
2	1:50.330B	33.010	32.318	45.002	151.8	10:03:47.765
3	4:49.639B	3:26.839	35.646	47.154	57.8	10:08:37.404
4	<b>2:26.789</b> B	59.612	33.313	53.864	114.1	10:11:04.193
5	5:42.834	4:27.583	34.861	40.390	48.9	10:16:47.027
6	1:41.024	31.669	31.822	37.533	165.8	10:18:28.051
7	<b>1:36.965</b>	30.991	<b>30.660</b>	<b>35.314</b>	172.8	10:20:05.016
8	1:37.239	30.774	31.060	35.405	172.3	10:21:42.255
9	1:36.984	<b>30.764</b>	30.697	35.523	172.7	10:23:19.239
10	<u>1:50.399</u> B	<u>32.321</u>	34.685	43.393	151.7	10:25:09.638