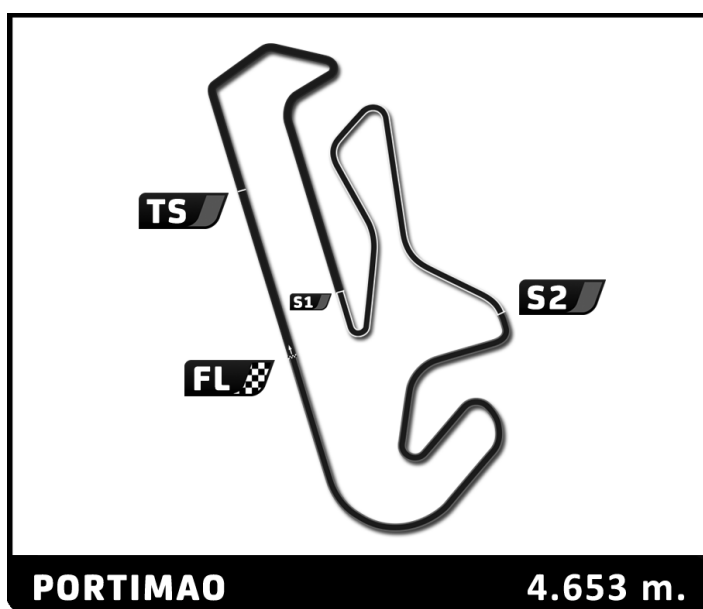
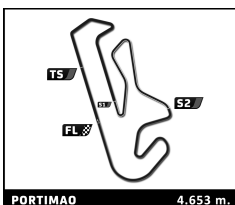


ROUND 2 - PORTIMAO

Eurocup3 Results Booklet



EURO CUP 3



Eurocup3 ROUND 2 - PORTIMAO Official Previous Test 1

Classification

No	Driver	Nat	Team	Car	Cl.	Time	Lap Total	Gap	Kph
1	33 Rafael PERARD	FRA	Palou Motorsport	Dallara 326	R	1:36.825	15 18	-	173.0
2	41 Alex POWELL	USA	Griffin Core by Campos	Dallara 326	R	1:36.968	16 19	+0.143	172.7
3	48 James EGOZI	USA	Palou Motorsport	Dallara 326		1:37.001	13 17	+0.176	172.7
4	27 Heitor DALL'AGNOL	BRA	Palou Motorsport	Dallara 326	R	1:37.007	15 17	+0.182	172.7
5	5 Patrick HEUZENROEDER	AUS	Griffin Core by Campos	Dallara 326		1:37.046	7 18	+0.221	172.6
6	14 Keanu AL AZHARI	ARE	Hitech	Dallara 326		1:37.140	15 17	+0.315	172.4
7	9 Thomas STRAUVEN	BEL	Griffin Core by Campos	Dallara 326	R	1:37.169	18 18	+0.344	172.4
8	4 Ean EYCKMANS	BEL	MP Motorsport	Dallara 326	R	1:37.225	15 18	+0.400	172.3
9	2 Kacper SZTUKA	POL	Tecnicar by Amtog	Dallara 326		1:37.244	16 19	+0.419	172.3
10	10 Enzo TARNVANICHKUL	THA	Griffin Core by Campos	Dallara 326		1:37.279	14 18	+0.454	172.2
11	26 Tommy HARFIELD	UK	Double R	Dallara 326	R	1:37.381	17 19	+0.556	172.0
12	99 René LAMMERS	NLD	MP Motorsport	Dallara 326	R	1:37.414	15 17	+0.589	172.0
13	84 Genaro TRAPPA	ARG	Hitech	Dallara 326	R	1:37.419	15 18	+0.594	171.9
14	12 Gianmarco PRADEL	AUS	MP Motorsport	Dallara 326		1:37.445	16 19	+0.620	171.9
15	39 Santino PANETTA	ARG	Hitech	Dallara 326	R	1:37.455	7 17	+0.630	171.9
16	37 Filippo FIORENTINO	BRA	Drivex	Dallara 326	R	1:37.468	15 17	+0.643	171.9
17	23 Stefan BOSTANDJIEV	BGR	Hitech	Dallara 326		1:37.557	17 17	+0.732	171.7
18	8 Alceu FELDMANN	BRA	MP Motorsport	Dallara 326		1:37.579	15 18	+0.754	171.7
19	91 Lorenzo CAMPOS	AGO	Double R	Dallara 326	R	1:37.596	16 18	+0.771	171.6
20	44 Rayan CARETTI	FRA	GRS	Dallara 326	R	1:37.605	16 19	+0.780	171.6
21	11 Luca VIISOREANU	ROU	TC Racing	Dallara 326	R	1:37.628	15 17	+0.803	171.6
22	77 Bart HARRISON	GBR	Double R	Dallara 326	R	1:37.652	19 19	+0.827	171.5
23	6 Stylianos KOLOVOS	GRC	Drivex	Dallara 326	R	1:37.894	16 18	+1.069	171.1
24	3 Edouard BORGNA	FRA	Drivex	Dallara 326		1:38.063	15 19	+1.238	170.8
25	16 Bianca BUSTAMANTE	PHL	Palou Motorsport	Dallara 326		1:38.193	7 17	+1.368	170.6
26	70 Jakob BERGMEISTER	DEU	GRS	Dallara 326		1:38.522	16 20	+1.697	170.0
27	31 Renzo BARBUY	ARG	TC Racing	Dallara 326	R	1:38.738	15 18	+1.913	169.6
28	20 Benjamin BECKLEY	CRI	Tecnicar by Amtog	Dallara 326	R	1:39.328	18 18	+2.503	168.6
29	22 Casper STEVENSON	GBR	Tecnicar by Amtog	Dallara 326		1:39.433	8 17	+2.608	168.5
30	7 Christopher EL FEGHALI	LBN	Drivex	Dallara 326	R				

Fastest Lap: Lap 15 Rafael PERARD 1:36.825 173.0 Kph

CAR #7 - NO TRANSPONDER SIGNAL

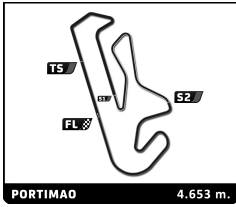
Published at: ...9:45.....

Track Status: DRY

Race Director:
Luis GONZÁLEZ

Timekeeper:
Alberto ESTÉBANEZ

EURO CUP 3



Eurocup3 ROUND 2 - PORTIMAO Official Previous Test 1

Classification by Class

No	Driver	Nat	Team	Car	Time	Lap Total	Gap	Kph
R								
1	33 Rafael PERARD	FRA	Palou Motorsport	Dallara 326	1:36.825	15 18		173.0
2	41 Alex POWELL	USA	Griffin Core by Campos	Dallara 326	1:36.968	16 19	+0.143 +0.143	172.7
3	27 Heitor DALL'AGNOL	BRA	Palou Motorsport	Dallara 326	1:37.007	15 17	+0.182 +0.039	172.7
4	9 Thomas STRAUVEN	BEL	Griffin Core by Campos	Dallara 326	1:37.169	18 18	+0.344 +0.162	172.4
5	4 Ean EYCKMANS	BEL	MP Motorsport	Dallara 326	1:37.225	15 18	+0.400 +0.056	172.3
6	26 Tommy HARFIELD	UK	Double R	Dallara 326	1:37.381	17 19	+0.556 +0.156	172.0
7	99 René LAMMERS	NLD	MP Motorsport	Dallara 326	1:37.414	15 17	+0.589 +0.033	172.0
8	84 Genaro TRAPPA	ARG	Hitech	Dallara 326	1:37.419	15 18	+0.594 +0.005	171.9
9	39 Santino PANETTA	ARG	Hitech	Dallara 326	1:37.455	7 17	+0.630 +0.036	171.9
10	37 Filippo FIORENTINO	BRA	Drivex	Dallara 326	1:37.468	15 17	+0.643 +0.013	171.9
11	91 Lorenzo CAMPOS	AGO	Double R	Dallara 326	1:37.596	16 18	+0.771 +0.128	171.6
12	44 Rayan CARETTI	FRA	GRS	Dallara 326	1:37.605	16 19	+0.780 +0.009	171.6
13	11 Luca VIISOREANU	ROU	TC Racing	Dallara 326	1:37.628	15 17	+0.803 +0.023	171.6
14	77 Bart HARRISON	GBR	Double R	Dallara 326	1:37.652	19 19	+0.827 +0.024	171.5
15	6 Stylianos KOLOVOS	GRC	Drivex	Dallara 326	1:37.894	16 18	+1.069 +0.242	171.1
16	31 Renzo BARBUY	ARG	TC Racing	Dallara 326	1:38.738	15 18	+1.913 +0.844	169.6
17	20 Benjamin BECKLEY	CRI	Tecnicar by Amtog	Dallara 326	1:39.328	18 18	+2.503 +0.590	168.6
18	7 Chistopher EL FEGHALI	LBN	Drivex	Dallara 326				

CAR #7 - NO TRANSPONDER SIGNAL

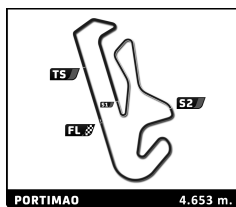
Published at:9:45.....

Track Status: **DRY**

Race Director:
Luis GONZÁLEZ

Timekeeper:
Alberto ESTÉBANEZ

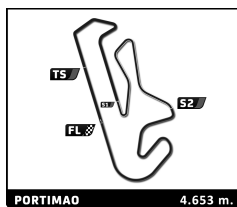
EURO CUP 3



Eurocup3 ROUND 2 - PORTIMAO Official Previous Test 1

Best Top Speed

No Driver	Team	Class	Top 1		Top 2		Top 3		Top 4		Top 5			
			Kph	Lap	Kph	Lap	Kph	Lap	Kph	Lap	Kph	Lap	Avg	
39	Santino PANETTA	Hitech	R	246.0	17	244.3	7	242.7	16	242.2	14	241.6	15	243.4
2	Kacper SZTUKA	Tecnicar by Amtog		244.9	15	242.2	19	241.1	17	241.1	16	240.5	14	242.0
33	Rafael PERARD	Palou Motorsport	R	244.9	18	244.3	14	243.8	16	243.2	17	243.2	13	243.9
11	Luca VIISOREANU	TC Racing	R	244.3	15	243.8	16	243.2	14	243.2	13	242.2	17	243.3
48	James EGOZI	Palou Motorsport		244.3	14	242.2	16	242.2	13	241.1	8	240.5	17	242.1
91	Lorenzo CAMPOS	Double R	R	244.3	14	241.6	13	241.1	15	240.0	17	239.5	7	241.3
3	Edouard BORGNA	Drivex		243.2	14	242.7	16	242.2	15	240.0	17	239.5	18	241.5
5	Patrick HEUZENROEDER	Griffin Core by Campos		242.7	14	241.1	18	239.5	17	238.9	15	238.9	9	240.2
8	Alceu FELDMANN	MP Motorsport		242.7	14	241.1	17	240.5	15	240.0	18	240.0	16	240.9
44	Rayan CARETTI	GRS	R	242.7	17	242.7	16	241.1	6	240.0	18	239.5	15	241.2
99	René LAMMERS	MP Motorsport	R	242.7	16	239.5	17	238.9	14	237.9	15	237.9	10	239.4
6	Stylianos KOLOVOS	Drivex	R	242.2	15	241.6	18	241.1	14	239.5	16	238.9	17	240.7
10	Enzo TARNVANICHKUL	Griffin Core by Campos		241.6	18	240.5	15	240.0	14	238.9	16	238.4	9	239.9
16	Bianca BUSTAMANTE	Palou Motorsport		241.6	14	240.5	17	240.5	8	240.5	7	240.0	15	240.6
27	Heitor DALL'AGNOL	Palou Motorsport	R	241.6	17	241.6	14	241.1	16	241.1	7	240.5	8	241.2
77	Bart HARRISON	Double R	R	241.6	15	241.1	19	241.1	14	240.5	16	240.0	18	240.9
84	Genaro TRAPPA	Hitech	R	241.6	15	241.6	14	241.1	16	239.5	17	238.9	18	240.5
14	Keanu AL AZHARI	Hitech		241.1	13	240.5	14	240.0	17	239.5	15	238.9	8	240.0
20	Benjamin BECKLEY	Tecnicar by Amtog	R	241.1	14	240.0	15	240.0	13	238.9	18	237.9	16	239.6
22	Casper STEVENSON	Tecnicar by Amtog		241.1	15	240.0	17	239.5	14	238.9	16	238.4	9	239.6
26	Tommy HARFIELD	Double R	R	241.1	16	240.5	17	240.0	19	238.9	18	238.9	9	239.9
37	Filippo FIORENTINO	Drivex	R	241.1	13	240.5	17	240.0	14	239.5	16	238.4	7	239.9
12	Gianmarco PRADEL	MP Motorsport		240.5	19	240.5	15	239.5	18	239.5	17	239.5	16	239.9
4	Ean EYCKMANS	MP Motorsport	R	240.0	18	240.0	14	239.5	10	238.9	17	238.9	15	239.5
23	Stefan BOSTANDJIEV	Hitech		240.0	17	238.9	14	238.9	9	238.9	8	238.9	7	239.1
70	Jakob BERGMEISTER	GRS		240.0	16	238.9	20	238.4	8	238.4	7	237.9	15	238.7
9	Thomas STRAUVEN	Griffin Core by Campos	R	239.5	17	239.5	9	238.9	7	238.4	18	238.4	16	238.9
41	Alex POWELL	Griffin Core by Campos	R	239.5	19	239.5	15	239.5	10	238.9	18	238.9	16	239.3
31	Renzo BARBUY	TC Racing	R	238.4	14	237.9	15	237.9	8	237.9	7	237.4	13	237.9
7	Chistopher EL FEGHALI	Drivex	R											

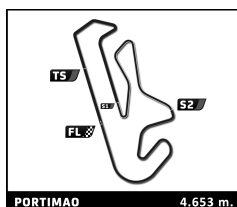


Eurocup3 ROUND 2 - PORTIMAO Official Previous Test 1

Best Sector Times

Sector 1			Sector 2			Sector 3			Ideal Lap	Best Lap
Pos	No Driver	Time	No Driver	Time	No Driver	Time	Pos	No Driver		
1	48 J.EGOZI	30.656	41 A.POWELL	30.619	33 R.PERARD	35.357	1	48 J.EGOZI	1:36.733	1:37.001 (3)
2	27 H.DALL'AGNOL	30.698	5 P.HEUZENROEDER	30.663	48 J.EGOZI	35.370	2	33 R.PERARD	1:36.781	1:36.825 (1)
3	41 A.POWELL	30.717	33 R.PERARD	30.680	27 H.DALL'AGNOL	35.396	3	5 P.HEUZENROEDER	1:36.882	1:37.046 (5)
4	5 P.HEUZENROEDER	30.740	9 T.STRAUVEN	30.685	2 K.SZTUKA	35.414	4	41 A.POWELL	1:36.887	1:36.968 (2)
5	10 E.TARNVANICHKUL	30.742	48 J.EGOZI	30.707	14 K.AL AZHARI	35.414	5	14 K.AL AZHARI	1:36.899	1:37.140 (6)
6	33 R.PERARD	30.744	4 E.EYCKMANS	30.726	5 P.HEUZENROEDER	35.479	6	2 K.SZTUKA	1:36.904	1:37.244 (9)
7	14 K.AL AZHARI	30.747	12 G.PRADEL	30.727	99 R.LAMMERS	35.515	7	27 H.DALL'AGNOL	1:36.909	1:37.007 (4)
8	2 K.SZTUKA	30.756	2 K.SZTUKA	30.734	39 S.PANETTA	35.536	8	9 T.STRAUVEN	1:37.026	1:37.169 (7)
9	26 T.HARFIELD	30.759	14 K.AL AZHARI	30.738	41 A.POWELL	35.551	9	4 E.EYCKMANS	1:37.122	1:37.225 (8)
10	9 T.STRAUVEN	30.762	91 L.CAMPOS	30.762	10 E.TARNVANICHKUL	35.562	10	10 E.TARNVANICHKUL	1:37.123	1:37.279 (10)
11	4 E.EYCKMANS	30.785	26 T.HARFIELD	30.789	9 T.STRAUVEN	35.579	11	12 G.PRADEL	1:37.177	1:37.445 (14)
12	84 G.TRAPPA	30.807	37 F.FIORENTINO	30.796	23 S.BOSTANDJIEV	35.587	12	26 T.HARFIELD	1:37.195	1:37.381 (11)
13	12 G.PRADEL	30.824	27 H.DALL'AGNOL	30.815	4 E.EYCKMANS	35.611	13	84 G.TRAPPA	1:37.288	1:37.419 (13)
14	77 B.HARRISON	30.855	84 G.TRAPPA	30.819	12 G.PRADEL	35.626	14	99 R.LAMMERS	1:37.309	1:37.414 (12)
15	39 S.PANETTA	30.861	10 E.TARNVANICHKUL	30.819	37 F.FIORENTINO	35.634	15	91 L.CAMPOS	1:37.342	1:37.596 (19)
16	11 L.VIISOREANU	30.887	8 A.FELDMANN	30.860	44 R.CARETTI	35.638	16	37 F.FIORENTINO	1:37.366	1:37.468 (16)
17	23 S.BOSTANDJIEV	30.904	77 B.HARRISON	30.869	26 T.HARFIELD	35.647	17	39 S.PANETTA	1:37.374	1:37.455 (15)
18	44 R.CARETTI	30.907	99 R.LAMMERS	30.875	84 G.TRAPPA	35.662	18	23 S.BOSTANDJIEV	1:37.494	1:37.557 (17)
19	91 L.CAMPOS	30.918	39 S.PANETTA	30.977	91 L.CAMPOS	35.662	19	77 B.HARRISON	1:37.496	1:37.652 (22)
20	99 R.LAMMERS	30.919	11 L.VIISOREANU	31.003	11 L.VIISOREANU	35.698	20	8 A.FELDMANN	1:37.555	1:37.579 (18)
21	37 F.FIORENTINO	30.936	23 S.BOSTANDJIEV	31.003	8 A.FELDMANN	35.723	21	44 R.CARETTI	1:37.587	1:37.605 (20)
22	8 A.FELDMANN	30.972	3 E.BORGNA	31.033	22 C.STEVENSON	35.731	22	11 L.VIISOREANU	1:37.588	1:37.628 (21)
23	3 E.BORGNA	30.980	44 R.CARETTI	31.042	77 B.HARRISON	35.772	23	6 S.KOLOVOS	1:37.885	1:37.894 (23)
24	6 S.KOLOVOS	31.057	6 S.KOLOVOS	31.048	6 S.KOLOVOS	35.780	24	3 E.BORGNA	1:37.911	1:38.063 (24)
25	22 C.STEVENSON	31.190	16 B.BUSTAMANTE	31.063	16 B.BUSTAMANTE	35.871	25	16 B.BUSTAMANTE	1:38.169	1:38.193 (25)
26	16 B.BUSTAMANTE	31.235	31 R.BARBUI	31.166	3 E.BORGNA	35.898	26	22 C.STEVENSON	1:38.343	1:39.433 (29)
27	70 J.BERGMEISTER	31.249	70 J.BERGMEISTER	31.192	70 J.BERGMEISTER	35.968	27	70 J.BERGMEISTER	1:38.409	1:38.522 (26)
28	31 R.BARBUI	31.347	20 B.BECKLEY	31.359	31 R.BARBUI	35.977	28	31 R.BARBUI	1:38.490	1:38.738 (27)
29	20 B.BECKLEY	31.505	22 C.STEVENSON	31.422	20 B.BECKLEY	36.152	29	20 B.BECKLEY	1:39.016	1:39.328 (28)

EURO CUP 3

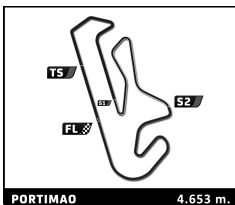


Eurocup3 ROUND 2 - PORTIMAO Official Previous Test 1

Fastest Lap Sequence

Elapsed	No	Driver	Team	Car	Class	Time	Kph	Lap
3:47.842	8	Alceu FELDMANN	MP Motorsport	Dallara 326		1:47.954	155.2	2
3:51.294	99	René LAMMERS	MP Motorsport	Dallara 326	R	1:47.538	155.8	2
3:59.113	2	Kacper SZTUKA	Tecnicar by Amtog	Dallara 326		1:45.607	158.6	2
4:29.962	22	Casper STEVENSON	Tecnicar by Amtog	Dallara 326		1:45.453	158.8	2
4:47.300	11	Luca VIISOREANU	TC Racing	Dallara 326	R	1:44.816	159.8	2
5:30.149	8	Alceu FELDMANN	MP Motorsport	Dallara 326		1:42.307	163.7	3
5:31.673	12	Gianmarco PRADEL	MP Motorsport	Dallara 326		1:42.049	164.1	3
5:42.604	6	Stylianios KOLOVOS	Drivex	Dallara 326	R	1:41.774	164.6	3
5:56.725	31	Renzo BARBUY	TC Racing	Dallara 326	R	1:41.696	164.7	3
5:59.298	44	Rayan CARETTI	GRS	Dallara 326	R	1:40.765	166.2	3
6:26.816	11	Luca VIISOREANU	TC Racing	Dallara 326	R	1:39.516	168.3	3
7:16.049	2	Kacper SZTUKA	Tecnicar by Amtog	Dallara 326		1:38.089	170.8	4
8:04.849	11	Luca VIISOREANU	TC Racing	Dallara 326	R	1:38.033	170.9	4
9:29.203	33	Rafael PERARD	Palou Motorsport	Dallara 326	R	1:37.952	171.0	5
9:51.354	84	Genaro TRAPPA	Hitech	Dallara 326	R	1:37.773	171.3	5
12:10.088	2	Kacper SZTUKA	Tecnicar by Amtog	Dallara 326		1:37.377	172.0	7
13:34.760	5	Patrick HEUZENROEDER	Griffin Core by Campos	Dallara 326		1:37.046	172.6	7
33:46.724	48	James EGOZI	Palou Motorsport	Dallara 326		1:37.001	172.7	13
36:02.837	41	Alex POWELL	Griffin Core by Campos	Dallara 326	R	1:36.968	172.7	16
36:23.394	33	Rafael PERARD	Palou Motorsport	Dallara 326	R	1:36.825	173.0	15

EURO CUP 3

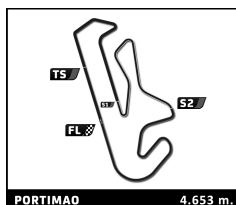


Eurocup3 ROUND 2 - PORTIMAO Official Previous Test 1

Flag Analysis

Flag	Time
GREEN FLAG	09:00:00.000
CHEQUERED FLAG	09:40:00.000

EURO CUP 3

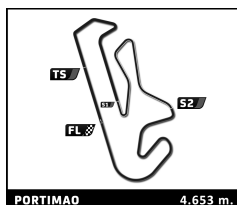


Eurocup3 ROUND 2 - PORTIMAO Official Previous Test 1

Track Limits Analysis

No	Driver	Team	T.L. Nr	Camera	Lap	Time
2	Kacper SZTUKA	Tecnicar by Amtog	1	Turn 5	3	09:04:36.466
2	Kacper SZTUKA	Tecnicar by Amtog	2	Turn 5	6	09:09:31.920
2	Kacper SZTUKA	Tecnicar by Amtog	3	Turn 1	9	09:13:59.519
2	Kacper SZTUKA	Tecnicar by Amtog	4	Turn 1	14	09:31:32.477
2	Kacper SZTUKA	Tecnicar by Amtog	5	Turn 4	15	09:33:21.605
2	Kacper SZTUKA	Tecnicar by Amtog	6	Turn 1	17	09:36:27.931
Total Infractions:						6
3	Edouard BORGNA	Drivex	1	Turn 1	6	09:09:15.869
3	Edouard BORGNA	Drivex	2	Turn 4	8	09:12:53.789
3	Edouard BORGNA	Drivex	3	Turn 1	12	09:28:16.850
3	Edouard BORGNA	Drivex	4	Turn 4	13	09:30:08.141
3	Edouard BORGNA	Drivex	5	Turn 1	14	09:31:34.076
3	Edouard BORGNA	Drivex	6	Turn 5	16	09:35:25.346
3	Edouard BORGNA	Drivex	7	Turn 1	17	09:36:39.316
3	Edouard BORGNA	Drivex	8	Turn 8	18	09:39:05.181
Total Infractions:						8
4	Ean EYCKMANS	MP Motorsport	1	Turn 1	9	09:19:27.245
Total Infractions:						1
5	Patrick HEUZENROEDER	Griffin Core by Campos	1	Turn 5	6	09:10:57.105
5	Patrick HEUZENROEDER	Griffin Core by Campos	2	Turn 1	6	09:10:31.243
5	Patrick HEUZENROEDER	Griffin Core by Campos	3	Turn 1	8	09:13:46.679
5	Patrick HEUZENROEDER	Griffin Core by Campos	4	Turn 1	13	09:31:26.930
5	Patrick HEUZENROEDER	Griffin Core by Campos	5	Turn 5	14	09:33:29.045
5	Patrick HEUZENROEDER	Griffin Core by Campos	6	Turn 1	17	09:37:56.591
Total Infractions:						5
6	Stylianios KOLOVOS	Drivex	1	Turn 1	4	09:05:55.335
6	Stylianios KOLOVOS	Drivex	2	Turn 5	6	09:09:39.784
Total Infractions:						2
8	Alceu FELDMANN	MP Motorsport	1	Turn 1	9	09:19:02.520
8	Alceu FELDMANN	MP Motorsport	2	Turn 5	10	09:21:06.372
8	Alceu FELDMANN	MP Motorsport	3	Turn 1	11	09:22:19.317
8	Alceu FELDMANN	MP Motorsport	4	Turn 1	14	09:33:07.535
8	Alceu FELDMANN	MP Motorsport	5	Turn 5	14	09:33:32.586
8	Alceu FELDMANN	MP Motorsport	6	Turn 1	16	09:36:25.401
Total Infractions:						5
9	Thomas STRAUVEN	Griffin Core by Campos	1	Turn 5	4	09:07:44.045
9	Thomas STRAUVEN	Griffin Core by Campos	2	Turn 1	5	09:08:59.180
9	Thomas STRAUVEN	Griffin Core by Campos	3	Turn 1	15	09:33:47.477
9	Thomas STRAUVEN	Griffin Core by Campos	4	Turn 1	17	09:37:01.603
Total Infractions:						4
10	Enzo TARNVANICHKUL	Griffin Core by Campos	1	Turn 1	8	09:14:14.404
10	Enzo TARNVANICHKUL	Griffin Core by Campos	2	Turn 1	13	09:31:38.444
10	Enzo TARNVANICHKUL	Griffin Core by Campos	3	Turn 1	15	09:34:54.605
Total Infractions:						3
11	Luca VIISOREANU	TC Racing	1	Turn 1	5	09:08:16.514
11	Luca VIISOREANU	TC Racing	2	Turn 5	7	09:12:13.446
11	Luca VIISOREANU	TC Racing	3	Turn 5	8	09:13:53.120
11	Luca VIISOREANU	TC Racing	4	Turn 1	12	09:28:40.342
11	Luca VIISOREANU	TC Racing	5	Turn 5	12	09:29:05.192
11	Luca VIISOREANU	TC Racing	6	Turn 1	13	09:30:19.200
11	Luca VIISOREANU	TC Racing	7	Turn 1	14	09:32:00.133
11	Luca VIISOREANU	TC Racing	8	Turn 1	17	09:36:58.868
Total Infractions:						7
12	Gianmarco PRADEL	MP Motorsport	1	Turn 1	7	09:13:39.466
12	Gianmarco PRADEL	MP Motorsport	2	Turn 1	9	09:16:56.729
12	Gianmarco PRADEL	MP Motorsport	3	Turn 1	10	09:18:34.730
12	Gianmarco PRADEL	MP Motorsport	4	Turn 1	17	09:36:23.996

EURO CUP 3

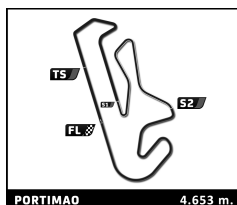


Eurocup3 ROUND 2 - PORTIMAO Official Previous Test 1

Track Limits Analysis

No	Driver	Team	T.L. Nr	Camera	Lap	Time
						Total Infractions: <input type="text" value="4"/>
14	Keanu AL AZHARI	Hitech	1	Turn 1	6	09:11:29.803
14	Keanu AL AZHARI	Hitech	2	Turn 1	7	09:13:07.403
14	Keanu AL AZHARI	Hitech	3	Turn 1	13	09:32:24.387
14	Keanu AL AZHARI	Hitech	4	Turn 1	16	09:37:16.043
						Total Infractions: <input type="text" value="4"/>
16	Bianca BUSTAMANTE	Palou Motorsport	1	Turn 1	6	09:09:52.665
16	Bianca BUSTAMANTE	Palou Motorsport	2	Turn 1	9	09:14:53.968
16	Bianca BUSTAMANTE	Palou Motorsport	3	Turn 1	13	09:31:56.801
16	Bianca BUSTAMANTE	Palou Motorsport	4	Turn 1	14	09:33:35.995
16	Bianca BUSTAMANTE	Palou Motorsport	5	Turn 4	16	09:37:09.865
16	Bianca BUSTAMANTE	Palou Motorsport	6	Turn 1	16	09:36:57.524
						Total Infractions: <input type="text" value="5"/>
20	Benjamin BECKLEY	Tecnicar by Amtog	1	Turn 1	4	09:08:39.333
20	Benjamin BECKLEY	Tecnicar by Amtog	2	Turn 5	6	09:12:27.259
20	Benjamin BECKLEY	Tecnicar by Amtog	3	Turn 1	7	09:13:42.067
20	Benjamin BECKLEY	Tecnicar by Amtog	4	Turn 5	7	09:14:07.613
20	Benjamin BECKLEY	Tecnicar by Amtog	5	Turn 1	9	09:17:02.193
20	Benjamin BECKLEY	Tecnicar by Amtog	6	Turn 1	13	09:31:39.779
20	Benjamin BECKLEY	Tecnicar by Amtog	7	Turn 4	14	09:33:31.417
20	Benjamin BECKLEY	Tecnicar by Amtog	8	Turn 1	16	09:36:39.316
						Total Infractions: <input type="text" value="7"/>
22	Casper STEVENSON	Tecnicar by Amtog	1	Turn 5	9	09:15:23.781
22	Casper STEVENSON	Tecnicar by Amtog	2	Turn 5	10	09:17:09.844
22	Casper STEVENSON	Tecnicar by Amtog	3	Turn 5	15	09:36:04.806
22	Casper STEVENSON	Tecnicar by Amtog	4	Turn 5	16	09:37:43.134
						Total Infractions: <input type="text" value="4"/>
23	Stefan BOSTANDJIEV	Hitech	1	Turn 1	6	09:10:15.191
23	Stefan BOSTANDJIEV	Hitech	2	Turn 1	13	09:32:40.679
23	Stefan BOSTANDJIEV	Hitech	3	Turn 1	15	09:35:57.337
						Total Infractions: <input type="text" value="3"/>
26	Tommy HARFIELD	Double R	1	Turn 1	8	09:13:34.194
26	Tommy HARFIELD	Double R	2	Turn 1	9	09:15:12.522
26	Tommy HARFIELD	Double R	3	Turn 1	14	09:29:29.381
						Total Infractions: <input type="text" value="3"/>
27	Heitor DALL'AGNOL	Palou Motorsport	1	Turn 1	6	09:09:47.999
27	Heitor DALL'AGNOL	Palou Motorsport	2	Turn 1	8	09:13:03.399
27	Heitor DALL'AGNOL	Palou Motorsport	3	Turn 1	9	09:14:52.537
27	Heitor DALL'AGNOL	Palou Motorsport	4	Turn 1	16	09:36:45.652
						Total Infractions: <input type="text" value="4"/>
31	Renzo BARBUY	TC Racing	1	Turn 5	2	09:03:09.375
31	Renzo BARBUY	TC Racing	2	Turn 1	6	09:09:29.251
31	Renzo BARBUY	TC Racing	3	Turn 1	7	09:11:10.046
31	Renzo BARBUY	TC Racing	4	Turn 1	8	09:12:49.316
31	Renzo BARBUY	TC Racing	5	Turn 1	13	09:30:16.730
31	Renzo BARBUY	TC Racing	6	Turn 1	14	09:31:55.399
31	Renzo BARBUY	TC Racing	7	Turn 8	16	09:35:53.084
31	Renzo BARBUY	TC Racing	8	Turn 1	18	09:38:33.863
31	Renzo BARBUY	TC Racing	9	Turn 5	18	09:38:58.481
						Total Infractions: <input type="text" value="8"/>
33	Rafael PERARD	Palou Motorsport	1	Turn 1	7	09:11:19.262
33	Rafael PERARD	Palou Motorsport	2	Turn 1	16	09:36:35.272
						Total Infractions: <input type="text" value="2"/>
37	Filippo FIORENTINO	Drivex	1	Turn 1	9	09:15:42.927
37	Filippo FIORENTINO	Drivex	2	Turn 1	13	09:32:11.377

EURO CUP 3

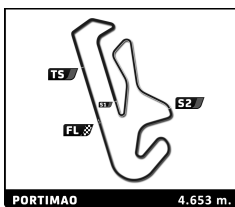


Eurocup3 ROUND 2 - PORTIMAO Official Previous Test 1

Track Limits Analysis

No	Driver	Team	T.L. Nr	Camera	Lap	Time
37	Filippo FIORENTINO	Drivex	3	Turn 1	16	09:37:06.474
						Total Infractions: <input type="text" value="3"/>
39	Santino PANETTA	Hitech	1	Turn 1	6	09:10:11.649
39	Santino PANETTA	Hitech	2	Turn 5	5	09:08:58.452
39	Santino PANETTA	Hitech	3	Turn 1	13	09:32:26.330
39	Santino PANETTA	Hitech	4	Turn 1	14	09:34:03.853
39	Santino PANETTA	Hitech	5	Turn 1	16	09:37:18.648
39	Santino PANETTA	Hitech	6	Turn 1	17	09:38:56.253
						Total Infractions: <input type="text" value="6"/>
41	Alex POWELL	Griffin Core by Campos	1	Turn 1	5	09:09:00.321
41	Alex POWELL	Griffin Core by Campos	2	Turn 5	7	09:12:40.439
41	Alex POWELL	Griffin Core by Campos	3	Turn 1	8	09:13:53.051
41	Alex POWELL	Griffin Core by Campos	4	Turn 1	10	09:17:07.835
41	Alex POWELL	Griffin Core by Campos	5	Turn 1	14	09:31:23.533
41	Alex POWELL	Griffin Core by Campos	6	Turn 1	15	09:33:00.727
41	Alex POWELL	Griffin Core by Campos	7	Turn 1	18	09:37:52.046
						Total Infractions: <input type="text" value="7"/>
44	Rayan CARETTI	GRS	1	Turn 1	4	09:06:11.247
44	Rayan CARETTI	GRS	2	Turn 5	5	09:08:16.251
44	Rayan CARETTI	GRS	3	Turn 5	18	09:36:10.880
						Total Infractions: <input type="text" value="3"/>
48	James EGOZI	Palou Motorsport	1	Turn 1	5	09:08:01.523
48	James EGOZI	Palou Motorsport	2	Turn 1	6	09:09:39.130
						Total Infractions: <input type="text" value="2"/>
70	Jakob BERGMEISTER	GRS	1	Turn 5	3	09:04:58.844
70	Jakob BERGMEISTER	GRS	2	Turn 5	10	09:17:18.984
70	Jakob BERGMEISTER	GRS	3	Turn 5	18	09:35:58.732
70	Jakob BERGMEISTER	GRS	4	Turn 5	19	09:37:37.330
70	Jakob BERGMEISTER	GRS	5	Turn 1	19	09:37:12.176
						Total Infractions: <input type="text" value="4"/>
77	Bart HARRISON	Double R	1	Turn 1	4	09:06:27.398
77	Bart HARRISON	Double R	2	Turn 5	4	09:06:52.455
77	Bart HARRISON	Double R	3	Turn 1	6	09:09:44.798
77	Bart HARRISON	Double R	4	Turn 1	7	09:11:22.932
77	Bart HARRISON	Double R	5	Turn 1	15	09:33:11.334
77	Bart HARRISON	Double R	6	Turn 1	17	09:36:31.068
						Total Infractions: <input type="text" value="5"/>
84	Genaro TRAPPA	Hitech	1	Turn 1	6	09:10:03.450
84	Genaro TRAPPA	Hitech	2	Turn 1	14	09:32:27.932
84	Genaro TRAPPA	Hitech	3	Turn 1	17	09:37:20.442
						Total Infractions: <input type="text" value="3"/>
91	Lorenzo CAMPOS	Double R	1	Turn 1	5	09:08:04.195
91	Lorenzo CAMPOS	Double R	2	Turn 4	5	09:08:16.538
91	Lorenzo CAMPOS	Double R	3	Turn 1	13	09:31:26.930
						Total Infractions: <input type="text" value="2"/>
99	René LAMMERS	MP Motorsport	1	Turn 5	8	09:18:35.195
99	René LAMMERS	MP Motorsport	2	Turn 1	16	09:36:58.868
						Total Infractions: <input type="text" value="2"/>

EURO CUP 3



Eurocup3 ROUND 2 - PORTIMAO Official Previous Test 1

Track Limits Analysis

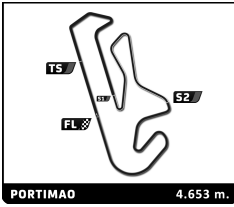
No	Driver	Team	T.L. Nr	Camera	Lap	Time
----	--------	------	---------	--------	-----	------

TOTAL TRACK LIMITS: 131

Published at:9:45.....

Track Limits Operator:
Daphne FERNÁNDEZ
OD-1537-ESP-CAT

EURO CUP 3





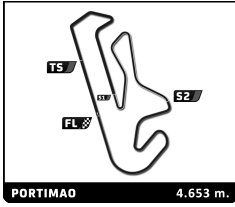
Eurocup3 ROUND 2 - PORTIMAO Official Previous Test 1

Race Director Report

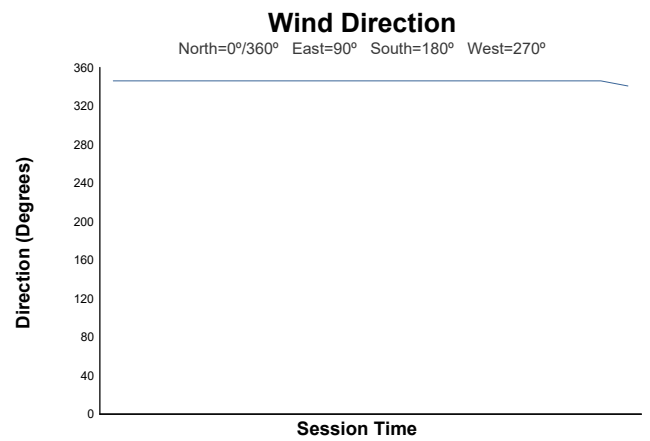
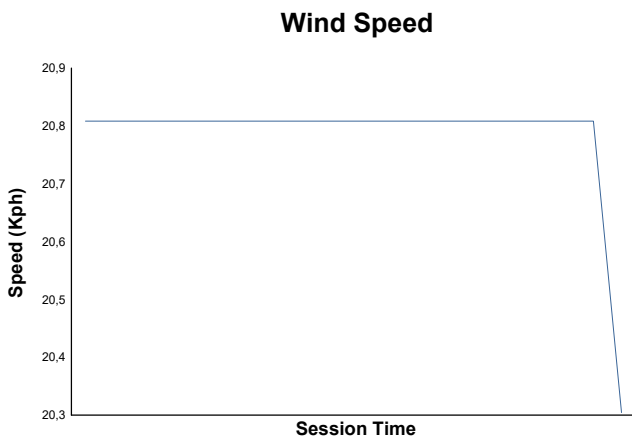
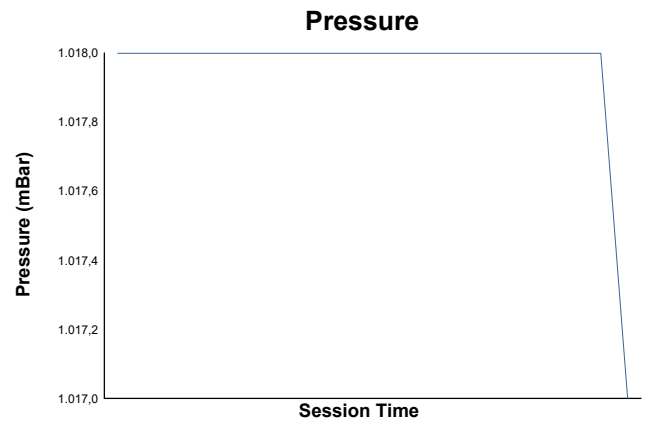
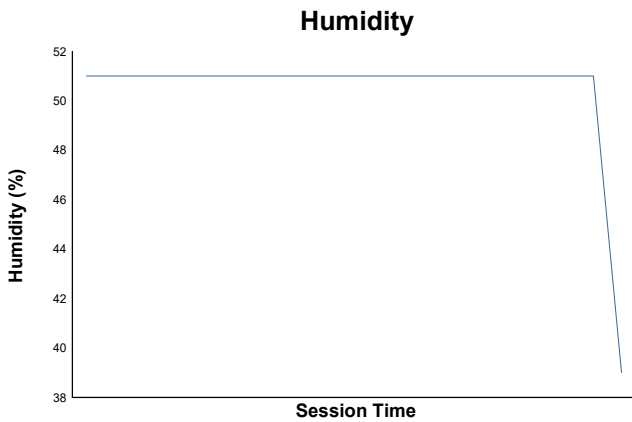
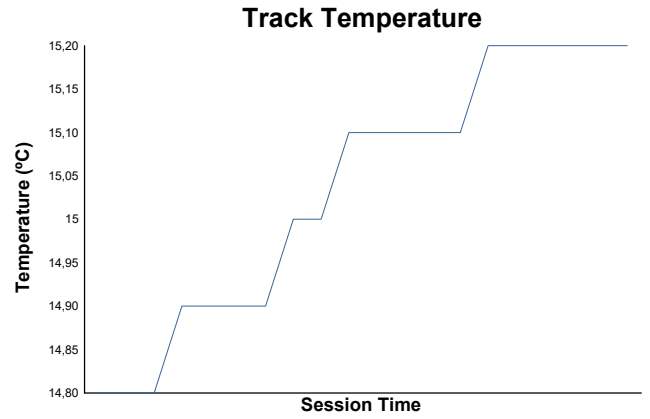
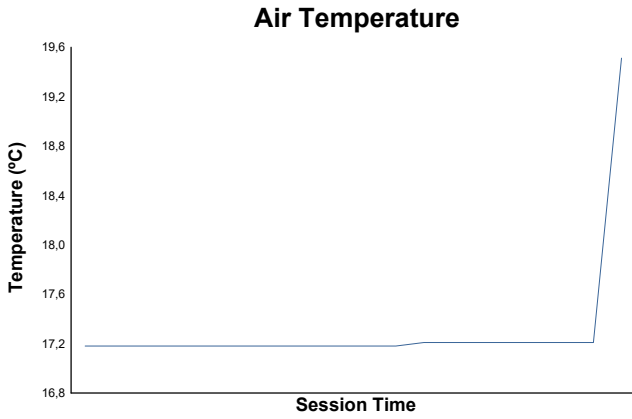
Hour	Flag	Message
09:58:00		FAST LANE OPEN
08:58:59	GF	GREEN FLAG
09:00:00		PIT LANE OPEN
09:02:07		CAR #91 - NO TELEMETRY DETECTED - PLEASE CHECK
09:02:58		CAR #7 CHECK TRANSPONDER
09:40:04		CHEQUERED FLAG

Published at: ..9:45.....

Race Director: Luis GONZÁLEZ 	Timekeeper: Alberto ESTÉBANEZ 
---	--

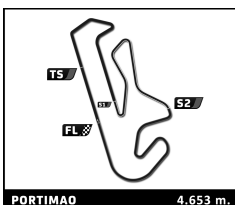


ROUND 2 - PORTIMAO
 Eurocup3
 Official Previous Test 1
 Weather Report



Track Status: **DRY**

EURO CUP 3



Eurocup3 ROUND 2 - PORTIMAO Official Previous Test 2

Classification

No	Driver	Nat	Team	Car	Cl.	Time	Lap Total	Gap	Kph
1	41 Alex POWELL	USA	Griffin Core by Campos	Dallara 326	R	1:36.872	14 16	- -	172.9
2	7 Christopher EL FEGHALI	LBN	Drivex	Dallara 326	R	1:36.894	17 17	+0.022 +0.022	172.9
3	4 Ean EYCKMANS	BEL	MP Motorsport	Dallara 326	R	1:37.010	15 16	+0.138 +0.116	172.7
4	2 Kacper SZTUKA	POL	Tecnicar by Amtog	Dallara 326		1:37.208	12 15	+0.336 +0.198	172.3
5	99 René LAMMERS	NLD	MP Motorsport	Dallara 326	R	1:37.215	16 16	+0.343 +0.007	172.3
6	10 Enzo TARNVANICHKUL	THA	Griffin Core by Campos	Dallara 326		1:37.220	15 16	+0.348 +0.005	172.3
7	14 Keanu AL AZHARI	ARE	Hitech	Dallara 326		1:37.333	15 18	+0.461 +0.113	172.1
8	26 Tommy HARFIELD	GBR	Double R	Dallara 326	R	1:37.457	18 20	+0.585 +0.124	171.9
9	37 Filippo FIORENTINO	BRA	Drivex	Dallara 326	R	1:37.504	8 17	+0.632 +0.047	171.8
10	8 Alceu FELDMANN	BRA	MP Motorsport	Dallara 326		1:37.512	15 16	+0.640 +0.008	171.8
11	77 Bart HARRISON	GBR	Double R	Dallara 326	R	1:37.562	16 18	+0.690 +0.050	171.7
12	9 Thomas STRAUVEN	BEL	Griffin Core by Campos	Dallara 326	R	1:37.653	16 17	+0.781 +0.091	171.5
13	11 Luca VIISOREANU	ROU	TC Racing	Dallara 326	R	1:37.670	14 15	+0.798 +0.017	171.5
14	44 Rayan CARETTI	FRA	GRS	Dallara 326	R	1:37.694	15 18	+0.822 +0.024	171.5
15	84 Genaro TRAPPA	ARG	Hitech	Dallara 326	R	1:37.711	14 17	+0.839 +0.017	171.4
16	39 Santino PANETTA	ARG	Hitech	Dallara 326	R	1:37.715	15 18	+0.843 +0.004	171.4
17	91 Lorenzo CAMPOS	AGO	Double R	Dallara 326	R	1:37.732	17 18	+0.860 +0.017	171.4
18	22 Casper STEVENSON	GBR	Tecnicar by Amtog	Dallara 326		1:37.808	20 20	+0.936 +0.076	171.3
19	5 Patrick HEUZENROEDER	AUS	Griffin Core by Campos	Dallara 326		1:37.909	5 17	+1.037 +0.101	171.1
20	27 Heitor DALL'AGNOL	BRA	Palou Motorsport	Dallara 326	R	1:37.930	11 17	+1.058 +0.021	171.0
21	48 James EGOZI	USA	Palou Motorsport	Dallara 326		1:37.934	8 21	+1.062 +0.004	171.0
22	33 Rafael PERARD	FRA	Palou Motorsport	Dallara 326	R	1:37.982	10 21	+1.110 +0.048	171.0
23	23 Stefan BOSTANDJIEV	BGR	Hitech	Dallara 326		1:38.156	5 17	+1.284 +0.174	170.7
24	12 Gianmarco PRADEL	AUS	MP Motorsport	Dallara 326		1:38.223	5 17	+1.351 +0.067	170.5
25	6 Stylianos KOLOVOS	GRC	Drivex	Dallara 326	R	1:38.234	16 17	+1.362 +0.011	170.5
26	3 Edouard BORGNA	FRA	Drivex	Dallara 326		1:38.510	12 13	+1.638 +0.276	170.0
27	70 Jakob BERGMEISTER	DEU	GRS	Dallara 326		1:38.723	6 17	+1.851 +0.213	169.7
28	20 Benjamin BECKLEY	CRI	Tecnicar by Amtog	Dallara 326	R	1:38.910	16 18	+2.038 +0.187	169.4
29	31 Renzo BARBUY	ARG	TC Racing	Dallara 326	R	1:38.918	16 18	+2.046 +0.008	169.3
30	16 Bianca BUSTAMANTE	PHL	Palou Motorsport	Dallara 326		1:39.252	13 21	+2.380 +0.334	168.8

Fastest Lap: Lap 14 Alex POWELL 1:36.872 172.9 Kph

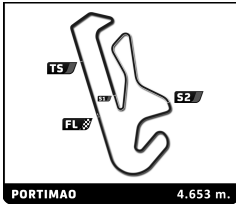
Published at: 12:25

Track Status: DRY

Race Director:
Luis GONZÁLEZ

Timekeeper:
Alberto ESTÉBANEZ

EURO CUP 3



Eurocup3 ROUND 2 - PORTIMAO Official Previous Test 2 Classification by Class

No	Driver	Nat	Team	Car	Time	Lap Total	Gap	Kph
R								
1	41 Alex POWELL	USA	Griffin Core by Campos	Dallara 326	1:36.872	14 16		172.9
2	7 Christopher EL FEGHALI	LBN	Drivex	Dallara 326	1:36.894	17 17	+0.022 +0.022	172.9
3	4 Ean EYCKMANS	BEL	MP Motorsport	Dallara 326	1:37.010	15 16	+0.138 +0.116	172.7
4	99 René LAMMERS	NLD	MP Motorsport	Dallara 326	1:37.215	16 16	+0.343 +0.205	172.3
5	26 Tommy HARFIELD	GBR	Double R	Dallara 326	1:37.457	18 20	+0.585 +0.242	171.9
6	37 Filippo FIORENTINO	BRA	Drivex	Dallara 326	1:37.504	8 17	+0.632 +0.047	171.8
7	77 Bart HARRISON	GBR	Double R	Dallara 326	1:37.562	16 18	+0.690 +0.058	171.7
8	9 Thomas STRAUVEN	BEL	Griffin Core by Campos	Dallara 326	1:37.653	16 17	+0.781 +0.091	171.5
9	11 Luca VIISOREANU	ROU	TC Racing	Dallara 326	1:37.670	14 15	+0.798 +0.017	171.5
10	44 Rayan CARETTI	FRA	GRS	Dallara 326	1:37.694	15 18	+0.822 +0.024	171.5
11	84 Genaro TRAPPA	ARG	Hitech	Dallara 326	1:37.711	14 17	+0.839 +0.017	171.4
12	39 Santino PANETTA	ARG	Hitech	Dallara 326	1:37.715	15 18	+0.843 +0.004	171.4
13	91 Lorenzo CAMPOS	AGO	Double R	Dallara 326	1:37.732	17 18	+0.860 +0.017	171.4
14	27 Heitor DALL'AGNOL	BRA	Palou Motorsport	Dallara 326	1:37.930	11 17	+1.058 +0.198	171.0
15	33 Rafael PERARD	FRA	Palou Motorsport	Dallara 326	1:37.982	10 21	+1.110 +0.052	171.0
16	6 Stylianos KOLOVOS	GRC	Drivex	Dallara 326	1:38.234	16 17	+1.362 +0.252	170.5
17	20 Benjamin BECKLEY	CRI	Tecnicar by Amtog	Dallara 326	1:38.910	16 18	+2.038 +0.676	169.4
18	31 Renzo BARBUY	ARG	TC Racing	Dallara 326	1:38.918	16 18	+2.046 +0.008	169.3

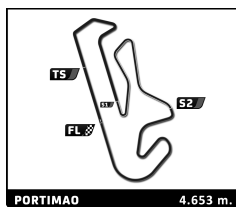
Published at:12:25.....

Track Status: **DRY**

Race Director:
Luis GONZÁLEZ

Timekeeper:
Alberto ESTÉBANEZ

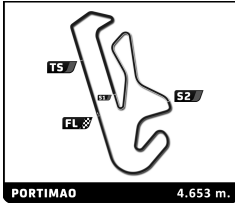
EURO CUP 3



Eurocup3 ROUND 2 - PORTIMAO Official Previous Test 2

Best Top Speed

No Driver	Team	Class	Top 1		Top 2		Top 3		Top 4		Top 5		Avg
			Kph	Lap	Kph	Lap	Kph	Lap	Kph	Lap	Kph	Lap	
39	Santino PANETTA	Hitech	251.2	13	244.9	17	244.9	14	244.3	18	243.8	16	245,8
26	Tommy HARFIELD	Double R	250.6	19	244.3	16	243.2	20	243.2	18	243.2	17	244,9
33	Rafael PERARD	Palou Motorsport	249.4	18	246.6	17	246.0	20	246.0	19	244.9	13	246,6
27	Heitor DALL'AGNOL	Palou Motorsport	247.7	13	246.0	10	245.5	16	245.5	15	245.5	14	246,0
37	Filippo FIORENTINO	Drivex	247.7	16	246.6	17	244.9	15	244.9	13	244.9	7	245,8
3	Edouard BORGNA	Drivex	247.1	12	245.5	9	244.3	11	243.8	4	243.2	13	244,8
5	Patrick HEUZENROEDER	Griffin Core by Campos	247.1	7	244.9	6	244.3	17	243.2	16	242.7	13	244,4
16	Bianca BUSTAMANTE	Palou Motorsport	247.1	20	245.5	17	244.9	21	244.3	19	243.2	18	245,0
2	Kacper SZTUKA	Tecnicar by Amtog	246.6	14	245.5	13	244.9	11	244.9	7	244.3	15	245,2
7	Christopher EL FEGHALI	Drivex	246.6	16	246.6	8	243.8	17	243.2	15	243.2	14	244,7
31	Renzo BARBUY	TC Racing	246.0	6	244.9	5	243.8	7	242.2	4	242.2	3	243,8
44	Rayan CARETTI	GRS	246.0	17	246.0	16	243.8	18	243.8	15	243.2	14	244,6
91	Lorenzo CAMPOS	Double R	246.0	15	246.0	14	244.9	16	244.9	13	243.8	17	245,1
4	Ean EYCKMANS	MP Motorsport	245.5	15	244.9	16	243.8	14	243.2	6	242.7	12	244,0
14	Keanu AL AZHARI	Hitech	245.5	17	244.9	18	244.9	16	244.9	15	243.8	14	244,8
41	Alex POWELL	Griffin Core by Campos	245.5	15	243.2	14	243.2	6	242.7	16	242.2	5	243,4
8	Alceu FELDMANN	MP Motorsport	244.9	12	244.3	16	244.3	15	243.8	7	242.7	14	244,0
10	Enzo TARNVANICHKUL	Griffin Core by Campos	244.9	16	244.9	14	243.8	6	243.2	15	242.7	12	243,9
77	Bart HARRISON	Double R	244.9	14	244.9	12	244.3	16	243.8	17	243.2	18	244,2
11	Luca VIISOREANU	TC Racing	244.3	15	244.3	14	243.8	6	243.8	4	243.2	13	243,9
12	Gianmarco PRADEL	MP Motorsport	244.3	14	243.8	16	243.8	13	243.2	17	242.2	7	243,5
22	Casper STEVENSON	Tecnicar by Amtog	244.3	20	244.3	19	243.8	18	243.8	6	243.2	17	243,9
48	James EGOZI	Palou Motorsport	243.8	20	243.2	19	243.2	16	243.2	14	243.2	13	243,3
84	Genaro TRAPPA	Hitech	243.8	17	243.8	14	243.8	13	243.2	15	243.2	11	243,6
99	René LAMMERS	MP Motorsport	243.8	14	242.7	16	242.2	15	241.1	13	240.5	7	242,1
9	Thomas STRAUVEN	Griffin Core by Campos	243.2	16	242.7	17	242.7	15	242.7	6	241.6	14	242,6
23	Stefan BOSTANDJIEV	Hitech	243.2	6	242.7	17	242.7	16	242.2	14	242.2	4	242,6
20	Benjamin BECKLEY	Tecnicar by Amtog	242.7	18	242.2	17	240.5	16	240.0	15	238.4	14	240,8
70	Jakob BERGMEISTER	GRS	242.7	17	242.2	15	242.2	4	241.6	12	241.1	14	242,0
6	Stylianios KOLOVOS	Drivex	242.2	7	242.2	6	241.6	16	241.6	15	241.1	17	241,7

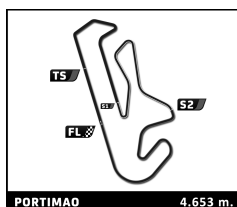


Eurocup3 ROUND 2 - PORTIMAO Official Previous Test 2

Best Sector Times

Sector 1			Sector 2			Sector 3			Ideal Lap	Best Lap
Pos	No Driver	Time	No Driver	Time	No Driver	Time	Pos	No Driver		
1	7 C.EL FEGHALI	30.618	7 C.EL FEGHALI	30.594	41 A.POWELL	35.383	1	7 C.EL FEGHALI	1:36.793	1:36.894 (2)
2	14 K.AL AZHARI	30.686	41 A.POWELL	30.696	4 E.EYCKMANS	35.433	2	41 A.POWELL	1:36.807	1:36.872 (1)
3	2 K.SZTUKA	30.726	99 R.LAMMERS	30.706	39 S.PANETTA	35.466	3	4 E.EYCKMANS	1:36.943	1:37.010 (3)
4	41 A.POWELL	30.728	9 T.STRAUVEN	30.706	14 K.AL AZHARI	35.510	4	14 K.AL AZHARI	1:37.042	1:37.333 (7)
5	4 E.EYCKMANS	30.758	10 E.TARNVANICHKUL	30.708	44 R.CARETTI	35.579	5	2 K.SZTUKA	1:37.134	1:37.208 (4)
6	84 G.TRAPPA	30.783	8 A.FELDMANN	30.731	7 C.EL FEGHALI	35.581	6	10 E.TARNVANICHKUL	1:37.139	1:37.220 (6)
7	39 S.PANETTA	30.795	12 G.PRADEL	30.738	2 K.SZTUKA	35.583	7	99 R.LAMMERS	1:37.147	1:37.215 (5)
8	10 E.TARNVANICHKUL	30.797	4 E.EYCKMANS	30.752	9 T.STRAUVEN	35.611	8	9 T.STRAUVEN	1:37.187	1:37.653 (12)
9	99 R.LAMMERS	30.804	77 B.HARRISON	30.774	10 E.TARNVANICHKUL	35.634	9	39 S.PANETTA	1:37.191	1:37.715 (16)
10	44 R.CARETTI	30.856	5 P.HEUZENROEDER	30.779	99 R.LAMMERS	35.637	10	77 B.HARRISON	1:37.383	1:37.562 (11)
11	9 T.STRAUVEN	30.870	26 T.HARFIELD	30.815	37 F.FIORENTINO	35.678	11	8 A.FELDMANN	1:37.383	1:37.512 (10)
12	77 B.HARRISON	30.872	2 K.SZTUKA	30.825	26 T.HARFIELD	35.717	12	37 F.FIORENTINO	1:37.430	1:37.504 (9)
13	12 G.PRADEL	30.873	37 F.FIORENTINO	30.826	84 G.TRAPPA	35.722	13	26 T.HARFIELD	1:37.432	1:37.457 (8)
14	26 T.HARFIELD	30.900	14 K.AL AZHARI	30.846	8 A.FELDMANN	35.731	14	5 P.HEUZENROEDER	1:37.437	1:37.909 (19)
15	91 L.CAMPOS	30.913	11 L.VIISOREANU	30.850	77 B.HARRISON	35.737	15	44 R.CARETTI	1:37.444	1:37.694 (14)
16	5 P.HEUZENROEDER	30.913	22 C.STEVENSON	30.884	5 P.HEUZENROEDER	35.745	16	12 G.PRADEL	1:37.477	1:38.223 (24)
17	8 A.FELDMANN	30.921	91 L.CAMPOS	30.922	91 L.CAMPOS	35.794	17	84 G.TRAPPA	1:37.491	1:37.711 (15)
18	37 F.FIORENTINO	30.926	39 S.PANETTA	30.930	27 H.DALL'AGNOL	35.794	18	91 L.CAMPOS	1:37.629	1:37.732 (17)
19	33 R.PERARD	30.932	33 R.PERARD	30.965	23 S.BOSTANDJIEV	35.818	19	11 L.VIISOREANU	1:37.670	1:37.670 (13)
20	11 L.VIISOREANU	30.948	48 J.EGOZI	30.971	48 J.EGOZI	35.865	20	22 C.STEVENSON	1:37.792	1:37.808 (18)
21	3 E.BORGNA	30.977	84 G.TRAPPA	30.986	12 G.PRADEL	35.866	21	33 R.PERARD	1:37.792	1:37.982 (22)
22	6 S.KOLOVOS	30.990	23 S.BOSTANDJIEV	30.992	22 C.STEVENSON	35.870	22	27 H.DALL'AGNOL	1:37.810	1:37.930 (20)
23	48 J.EGOZI	30.993	27 H.DALL'AGNOL	31.009	11 L.VIISOREANU	35.872	23	48 J.EGOZI	1:37.829	1:37.934 (21)
24	27 H.DALL'AGNOL	31.007	44 R.CARETTI	31.009	3 E.BORGNA	35.882	24	23 S.BOSTANDJIEV	1:37.933	1:38.156 (23)
25	22 C.STEVENSON	31.038	6 S.KOLOVOS	31.083	33 R.PERARD	35.895	25	6 S.KOLOVOS	1:37.999	1:38.234 (25)
26	23 S.BOSTANDJIEV	31.123	31 R.BARBUI	31.196	6 S.KOLOVOS	35.926	26	3 E.BORGNA	1:38.075	1:38.510 (26)
27	70 J.BERGMEISTER	31.135	3 E.BORGNA	31.216	31 R.BARBUI	36.140	27	70 J.BERGMEISTER	1:38.534	1:38.723 (27)
28	31 R.BARBUI	31.288	70 J.BERGMEISTER	31.220	70 J.BERGMEISTER	36.179	28	31 R.BARBUI	1:38.624	1:38.918 (29)
29	20 B.BECKLEY	31.296	20 B.BECKLEY	31.256	20 B.BECKLEY	36.202	29	20 B.BECKLEY	1:38.754	1:38.910 (28)
30	16 B.BUSTAMANTE	31.310	16 B.BUSTAMANTE	31.285	16 B.BUSTAMANTE	36.393	30	16 B.BUSTAMANTE	1:38.988	1:39.252 (30)

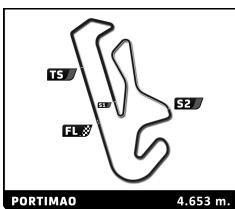
EURO CUP 3



Eurocup3 ROUND 2 - PORTIMAO Official Previous Test 2

Fastest Lap Sequence

Elapsed	No	Driver	Team	Car	Class	Time	Kph	Lap
3:37.150	12	Gianmarco PRADEL	MP Motorsport	Dallara 326		1:43.758	161.4	2
3:38.744	2	Kacper SZTUKA	Tecnicar by Amtog	Dallara 326		1:42.731	163.1	2
4:24.850	99	René LAMMERS	MP Motorsport	Dallara 326	R	1:42.022	164.2	2
5:15.475	12	Gianmarco PRADEL	MP Motorsport	Dallara 326		1:38.325	170.4	3
5:16.966	2	Kacper SZTUKA	Tecnicar by Amtog	Dallara 326		1:38.222	170.5	3
6:54.673	2	Kacper SZTUKA	Tecnicar by Amtog	Dallara 326		1:37.707	171.4	4
7:40.900	99	René LAMMERS	MP Motorsport	Dallara 326	R	1:37.664	171.5	4
9:34.716	14	Keanu AL AZHARI	Hitech	Dallara 326		1:37.534	171.7	5
11:12.120	14	Keanu AL AZHARI	Hitech	Dallara 326		1:37.404	172.0	6
13:40.529	41	Alex POWELL	Griffin Core by Campos	Dallara 326	R	1:37.220	172.3	7
33:57.264	2	Kacper SZTUKA	Tecnicar by Amtog	Dallara 326		1:37.208	172.3	12
35:21.952	41	Alex POWELL	Griffin Core by Campos	Dallara 326	R	1:37.169	172.4	13
36:47.080	7	Chistopher EL FEGHALI	Drivex	Dallara 326	R	1:37.098	172.5	15
36:58.824	41	Alex POWELL	Griffin Core by Campos	Dallara 326	R	1:36.872	172.9	14

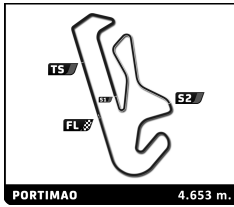


Eurocup3 ROUND 2 - PORTIMAO Official Previous Test 2

Flag Analysis

Flag	Time
GREEN FLAG	11:40:00.000
YELLOW FLAG AT SECTOR 2	11:48:23.834
GREEN FLAG AT SECTOR 2	11:48:37.699
CHEQUERED FLAG	12:20:00.000

EURO CUP 3



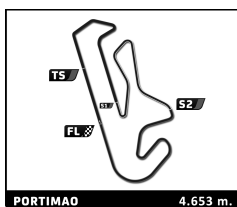
Eurocup3 ROUND 2 - PORTIMAO Official Previous Test 2

Sector Analysis

Lap under Red Flag — Invalidated Lap ■ Personal Best ■ Session Best B Crossing the pit lane

Lap	Time	Sector 1	Sector 2	Sector 3	Kph	Elapsed	Lap	Time	Sector 1	Sector 2	Sector 3	Kph	Elapsed	
2	Kacper SZTUKA POL						Dallara 326	2	1:51.491	36.235	35.252	40.004	150.2	11:45:16.377
	Tecnicar by Amtog							3	1:47.555	35.895	34.623	37.037	155.7	11:47:03.932
1	1:56.013	40.300	35.933	39.780	144.4	11:41:56.013	4	1:38.627	31.720	31.043	35.864	169.8	11:48:42.559	
2	1:42.731	33.306	32.487	36.938	163.1	11:43:38.744	5	1:37.909	31.105	31.059	35.745	171.1	11:50:20.468	
3	1:38.222	31.265	31.093	35.864	170.5	11:45:16.966	6	1:38.022	30.913	31.076	36.033	170.9	11:51:58.490	
4	1:37.707	30.999	30.905	35.803	171.4	11:46:54.673	7	1:49.452	34.669	36.476	38.307	153.0	11:53:47.942	
5	<u>1:49.495</u>	<u>31.719</u>	38.253	39.523	153.0	11:48:44.168	8	1:47.600B	31.173	31.768	44.659	155.7	11:55:35.542	
6	1:37.741	30.940	31.039	35.762	171.4	11:50:21.909	9	2:23.909B	1:09.966	31.305	42.638	116.4	11:57:59.451	
7	1:49.649B	30.876	31.238	47.535	152.8	11:52:11.558	10	10:10.232	8:52.920	36.753	40.559	27.4	12:08:09.683	
8	15:00.695	...	37.695	41.036	18.6	12:07:12.253	11	1:48.353	34.978	35.280	38.095	154.6	12:09:58.036	
9	1:45.504	35.068	33.080	37.356	158.8	12:08:57.757	12	1:50.565	34.627	33.408	42.530	151.5	12:11:48.601	
10	1:42.317	31.748	31.481	39.088	163.7	12:10:40.074	13	1:46.699	35.592	32.967	38.140	157.0	12:13:35.300	
11	1:39.982	32.036	31.325	36.621	167.5	12:12:20.056	14	<u>1:37.697</u>	<u>30.974</u>	<u>30.798</u>	35.925	171.5	12:15:12.997	
12	1:37.208	30.800	30.825	35.583	172.3	12:13:57.264	15	1:37.467	<u>30.824</u>	30.779	35.864	171.9	12:16:50.464	
13	1:37.481	30.726	31.049	35.706	171.8	12:15:34.745	16	1:51.140	36.264	36.503	38.373	150.7	12:18:41.604	
14	2:00.346	37.136	36.495	46.715	139.2	12:17:35.091	17	<u>1:37.826</u>	30.955	<u>30.867</u>	36.004	171.2	12:20:19.430	
15	1:55.995B	33.167	35.466	47.362	144.4	12:19:31.086								
3	Edouard BORGNA FRA						Dallara 326	6	Stylianios KOLOVOS GRC					
	Drivex								Drivex					
1	2:06.241	52.866	35.126	38.249	132.7	11:42:06.241	1	2:05.227	50.945	34.563	39.719	133.8	11:42:05.227	
2	1:48.166	33.527	35.182	39.457	154.9	11:43:54.407	2	1:49.238	34.075	35.021	40.142	153.3	11:43:54.465	
3	1:42.199	32.450	31.718	38.031	163.9	11:45:36.606	3	1:45.861	33.190	32.627	40.044	158.2	11:45:40.326	
4	<u>1:44.918</u>	<u>31.516</u>	34.367	39.035	159.7	11:47:21.524	4	<u>1:39.719</u>	31.458	<u>31.696</u>	36.565	168.0	11:47:20.045	
5	2:18.578B	31.426	59.208	47.944	120.9	11:49:40.102	5	1:39.274	31.445	31.526	36.303	168.7	11:48:59.319	
6	<u>19:09.493</u>	...	<u>44.400</u>	39.125	14.6	12:08:49.595	6	1:40.306	31.243	31.291	37.772	167.0	11:50:39.625	
7	1:46.339	33.675	34.217	38.447	157.5	12:10:35.934	7	<u>1:47.379B</u>	<u>31.241</u>	31.477	44.661	156.0	11:52:27.004	
8	1:45.686	31.989	32.211	41.486	158.5	12:12:21.620	8	2:34.542B	1:16.882	31.902	45.758	108.4	11:55:01.546	
9	<u>1:44.681</u>	<u>31.453</u>	33.892	39.336	160.0	12:14:06.301	9	13:10.314	...	36.302	39.987	21.2	12:08:11.860	
10	1:38.581	31.044	31.412	36.125	169.9	12:15:44.882	10	1:48.270	34.325	35.759	38.186	154.7	12:10:00.130	
11	<u>1:38.345</u>	<u>31.119</u>	31.344	35.882	170.3	12:17:23.227	11	1:41.062	31.771	31.453	37.838	165.7	12:11:41.192	
12	1:38.510	30.977	31.216	36.317	170.0	12:19:01.737	12	<u>1:38.563</u>	<u>31.219</u>	31.258	36.086	170.0	12:13:19.755	
13	<u>1:51.022B</u>	31.275	<u>31.160</u>	48.587	150.9	12:20:52.759	13	1:38.375	31.181	31.268	35.926	170.3	12:14:58.130	
4	Ean EYCKMANS BEL						Dallara 326	14	<u>1:38.320</u>	<u>31.139</u>	31.151	36.030	170.4	12:16:36.450
	MP Motorsport							15	1:38.334	31.123	31.146	36.065	170.3	12:18:14.784
1	3:07.723	1:48.682	34.248	44.793	89.2	11:43:07.723	16	1:38.234	30.990	31.083	36.161	170.5	12:19:53.018	
2	1:44.839	34.302	33.463	37.074	159.8	11:44:52.562	17	1:50.167B	31.115	31.282	47.770	152.0	12:21:43.185	
3	1:46.223	31.919	33.173	41.131	157.7	11:46:38.785								
4	1:37.996	31.085	31.093	35.818	170.9	11:48:16.781								
5	1:37.669	31.026	31.074	35.569	171.5	11:49:54.450								
6	1:38.071	30.933	31.043	36.095	170.8	11:51:32.521								
7	1:49.913B	31.133	31.226	47.554	152.4	11:53:22.434								
8	2:37.359B	1:17.080	33.491	46.788	106.4	11:55:59.793								
9	2:34.376B	1:17.223	34.436	42.717	108.5	11:58:34.169								
10	11:43.123	...	35.742	37.249	23.8	12:10:17.292								
11	1:41.205	32.494	32.215	36.496	165.5	12:11:58.497								
12	2:03.446B	31.648	33.894	57.904	135.7	12:14:01.943								
13	2:02.131	54.762	31.578	35.791	137.2	12:16:04.074								
14	<u>1:37.290</u>	<u>30.796</u>	<u>30.998</u>	35.496	172.2	12:17:41.364								
15	1:37.010	30.758	30.819	35.433	172.7	12:19:18.374								
16	<u>1:37.088</u>	<u>30.537</u>	30.752	35.799	172.5	12:20:55.462								
5	Patrick HEUZENROEDER AUS						Dallara 326							
	Griffin Core by Campos													
1	3:24.886	2:05.025	38.144	41.717	81.8	11:43:24.886								

EURO CUP 3



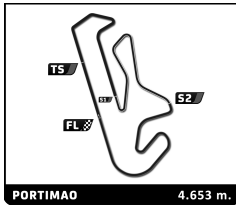
Eurocup3 ROUND 2 - PORTIMAO Official Previous Test 2

Sector Analysis

Lap under Red Flag — Invalidated Lap ■ Personal Best ■ Session Best B Crossing the pit lane

Lap	Time	Sector 1	Sector 2	Sector 3	Kph	Elapsed	Lap	Time	Sector 1	Sector 2	Sector 3	Kph	Elapsed
8 Alceu FELDMANN BRA MP Motorsport Dallara 326							16 1:44.990B 32.585 31.476 40.929 159.5 12:20:29.593						
1	3:03.997	1:51.166	33.947	38.884	91.0	11:43:03.997							
2	1:44.973	34.112	32.490	38.371	159.6	11:44:48.970							
3	1:43.542	31.334	33.871	38.337	161.8	11:46:32.512							
4	1:38.646	31.342	31.043	36.261	169.8	11:48:11.158							
5	<u>1:39.470</u>	<u>31.155</u>	31.726	36.589	168.4	11:49:50.628							
6	1:38.311	31.122	30.992	36.197	170.4	11:51:28.939							
7	1:47.117B	31.249	31.470	44.398	156.4	11:53:16.056							
8	3:10.711B	1:55.521	31.950	43.240	87.8	11:56:26.767							
9	2:18.961B	1:04.449	32.237	42.275	120.5	11:58:45.728							
10	10:59.694	9:44.502	36.000	39.192	25.4	12:09:45.422							
11	2:03.830	36.768	38.654	48.408	135.3	12:11:49.252							
12	1:39.706	31.271	31.874	36.561	168.0	12:13:28.958							
13	1:37.782	31.005	30.883	35.894	171.3	12:15:06.740							
14	<u>1:37.488</u>	<u>30.914</u>	30.843	35.731	171.8	12:16:44.228							
15	1:37.512	30.921	30.731	35.860	171.8	12:18:21.740							
16	1:42.487	31.031	35.302	36.154	163.4	12:20:04.227							
11 Luca VIISOREANU ROU TC Racing Dallara 326							17 1:44.990B 32.585 31.476 40.929 159.5 12:20:29.593						
1	2:59.963	1:47.225	35.001	37.737	93.1	11:42:59.963							
2	1:47.906	35.638	34.306	37.962	155.2	11:44:47.869							
3	<u>1:38.874</u>	31.274	<u>31.406</u>	36.194	169.4	11:46:26.743							
4	<u>1:38.912</u>	<u>31.062</u>	31.542	36.308	169.4	11:48:05.655							
5	1:38.323	31.212	31.121	35.990	170.4	11:49:43.978							
6	1:44.057	32.838	34.223	36.996	161.0	11:51:28.035							
7	1:38.703	31.223	31.302	36.178	169.7	11:53:06.738							
8	1:46.475B	31.880	31.553	43.042	157.3	11:54:53.213							
9	13:17.029	...	35.427	38.658	21.0	12:08:10.242							
10	1:42.292	33.582	32.008	36.702	163.8	12:09:52.534							
11	1:39.190	31.333	31.690	36.167	168.9	12:11:31.724							
12	1:38.407	31.262	31.214	35.931	170.2	12:13:10.131							
13	1:38.020	31.043	31.065	35.912	170.9	12:14:48.151							
14	1:37.670	30.948	30.850	35.872	171.5	12:16:25.821							
15	1:52.127B	32.747	35.756	43.624	149.4	12:18:17.948							
12 Gianmarco PRADEL AUS MP Motorsport Dallara 326							18 1:44.990B 32.585 31.476 40.929 159.5 12:20:29.593						
1	1:53.392	39.646	35.264	38.482	147.7	11:41:53.392							
2	1:43.758	34.463	32.678	36.617	161.4	11:43:37.150							
3	1:38.325	31.230	30.892	36.203	170.4	11:45:15.475							
4	1:38.227	31.227	30.960	36.040	170.5	11:46:53.702							
5	1:38.223	31.086	31.056	36.081	170.5	11:48:31.925							
6	1:39.598	32.239	31.237	36.122	168.2	11:50:11.523							
7	1:45.768B	31.200	30.961	43.607	158.4	11:51:57.291							
8	3:46.280B	2:22.887	33.285	50.108	74.0	11:55:43.571							
9	<u>2:32.441B</u>	1:16.821	<u>31.127</u>	44.493	109.9	11:58:16.012							
10	10:29.878	9:13.261	36.553	40.064	26.6	12:08:45.890							
11	1:49.237	35.200	35.114	38.923	153.3	12:10:35.127							
12	1:40.152	31.115	30.957	38.080	167.3	12:12:15.279							
13	<u>1:37.667</u>	<u>30.770</u>	<u>31.031</u>	35.866	171.5	12:13:52.946							
14	<u>1:45.117B</u>	<u>30.885</u>	30.774	43.458	159.4	12:15:38.063							
15	2:05.650	55.008	34.000	36.642	133.3	12:17:43.713							
16	<u>1:37.838</u>	<u>31.204</u>	30.738	35.896	171.2	12:19:21.551							
17	1:44.427B	30.873	30.843	42.711	160.4	12:21:05.978							
10 Enzo TARNVANICHKUL THA Griffin Core by Campos Dallara 326							19 1:44.990B 32.585 31.476 40.929 159.5 12:20:29.593						
1	3:27.026	2:05.776	38.440	42.810	80.9	11:43:27.026							
2	1:52.677	35.822	34.870	41.985	148.7	11:45:19.703							
3	1:47.784	33.951	34.934	38.899	155.4	11:47:07.487							
4	1:38.215	31.288	30.963	35.964	170.6	11:48:45.702							
5	1:37.805	31.050	30.773	35.982	171.3	11:50:23.507							
6	<u>1:45.192</u>	<u>30.825</u>	37.864	36.503	159.2	11:52:08.699							
7	1:37.817	31.042	30.933	35.842	171.2	11:53:46.516							
8	1:46.085B	31.081	30.928	44.076	157.9	11:55:32.601							
9	12:43.029B	...	36.405	48.143	22.0	12:08:15.630							
10	2:12.945	1:01.204	33.422	38.319	126.0	12:10:28.575							
11	1:43.176	32.265	32.454	38.457	162.4	12:12:11.751							
12	<u>1:38.990</u>	<u>31.108</u>	31.484	36.398	169.2	12:13:50.741							
13	<u>1:37.591</u>	<u>30.940</u>	30.800	35.851	171.6	12:15:28.332							
14	1:39.051	30.797	30.974	37.280	169.1	12:17:07.383							
15	1:37.220	30.878	30.708	35.634	172.3	12:18:44.603							
14 Keanu AL AZHARI ARE Hitech Dallara 326							20 1:44.990B 32.585 31.476 40.929 159.5 12:20:29.593						
1	2:54.729	1:39.367	36.149	39.213	95.9	11:42:54.729							
2	1:43.940	33.302	33.173	37.465	161.2	11:44:38.669							
3	<u>1:40.846</u>	31.853	<u>31.968</u>	37.025	166.1	11:46:19.515							
4	1:37.667	30.955	30.888	35.824	171.5	11:47:57.182							
5	1:37.534	30.995	30.846	35.693	171.7	11:49:34.716							
6	1:37.404	30.860	30.878	35.666	172.0	11:51:12.120							
7	1:37.672	30.932	30.978	35.762	171.5	11:52:49.792							
8	1:37.561	31.074	30.897	35.590	171.7	11:54:27.353							
9	1:43.271B	31.036	30.954	41.281	162.2	11:56:10.624							
10	11:02.127	9:46.205	36.061	39.861	25.3	12:07:12.751							
11	1:46.014	35.100	33.591	37.323	158.0	12:08:58.765							
12	1:40.485	31.937	32.057	36.491	166.7	12:10:39.250							
13	1:37.700	30.832	30.894	35.974	171.5	12:12:16.950							
14	<u>1:37.016</u>	<u>30.660</u>	<u>30.810</u>	35.546	172.7	12:13:53.966							
15	1:37.333	30.686	30.871	35.776	172.1	12:15:31.299							

EURO CUP 3



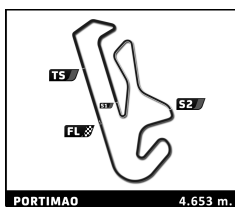
Eurocup3 ROUND 2 - PORTIMAO Official Previous Test 2

Sector Analysis

Lap under Red Flag — Invalidated Lap ■ Personal Best ■ Session Best B Crossing the pit lane

Lap	Time	Sector 1	Sector 2	Sector 3	Kph	Elapsed	Lap	Time	Sector 1	Sector 2	Sector 3	Kph	Elapsed	
16	<u>1:37.151</u>	<u>30.703</u>	<u>30.938</u>	35.510	172.4	12:17:08.450	7	1:38.871	31.281	31.494	36.096	169.4	11:53:30.337	
17	<u>1:37.518</u>	<u>30.858</u>	<u>30.767</u>	35.893	171.8	12:18:45.968	8	1:38.868	31.315	31.259	36.294	169.4	11:55:09.205	
18	1:47.581 B	32.679	31.963	42.939	155.7	12:20:33.549	9	<u>1:38.590</u>	<u>31.243</u>	31.310	36.037	169.9	11:56:47.795	
16	Bianca BUSTAMANTE PHL							10	1:38.474	31.238	31.178	36.058	170.1	11:58:26.269
	Palou Motorsport Dallara 326							11	<u>1:45.052 B</u>	31.206	31.277	42.569	159.5	12:00:11.321
1	2:29.738	1:12.863	35.504	41.371	111.9	11:42:29.738	12	7:02.551	5:42.787	37.786	41.978	39.6	12:07:13.872	
2	1:58.990 B	35.648	34.251	49.091	140.8	11:44:28.728	13	1:53.906	36.454	37.702	39.750	147.1	12:09:07.778	
3	5:46.280	4:36.821	32.410	37.049	48.4	11:50:15.008	14	1:42.325	32.087	31.823	38.415	163.7	12:10:50.103	
4	1:39.715	31.627	31.694	36.394	168.0	11:51:54.723	15	1:39.344	31.155	31.219	36.970	168.6	12:12:29.447	
5	<u>1:39.371</u>	31.445	<u>31.492</u>	36.434	168.6	11:53:34.094	16	1:38.036	31.077	30.991	35.968	170.9	12:14:07.483	
6	<u>1:39.442</u>	<u>31.390</u>	<u>31.461</u>	36.591	168.4	11:55:13.536	17	<u>1:41.747</u>	<u>31.075</u>	33.848	36.824	164.6	12:15:49.230	
7	<u>1:40.031</u>	<u>31.527</u>	31.553	36.951	167.5	11:56:53.567	18	<u>1:37.992</u>	<u>31.046</u>	31.076	35.870	170.9	12:17:27.222	
8	1:39.403	31.524	31.465	36.414	168.5	11:58:32.970	19	1:38.037	31.038	31.078	35.921	170.9	12:19:05.259	
9	1:39.327	31.562	31.285	36.480	168.6	12:00:12.297	20	1:37.808	31.048	30.884	35.876	171.3	12:20:43.067	
10	<u>1:40.005</u>	31.310	<u>31.527</u>	37.168	167.5	12:01:52.302	23	Stefan BOSTANDJIEV BGR						
11	1:40.390	31.536	32.308	36.546	166.9	12:03:32.692		Hitech Dallara 326						
12	<u>1:39.718</u>	<u>31.531</u>	31.628	36.559	168.0	12:05:12.410	1	2:59.660	1:43.071	38.535	38.054	93.2	11:42:59.660	
13	1:39.252	31.379	31.480	36.393	168.8	12:06:51.662	2	1:45.576	33.358	35.458	36.760	158.7	11:44:45.236	
14	<u>1:39.173</u>	<u>31.272</u>	31.458	36.443	168.9	12:08:30.835	3	<u>1:39.859</u>	<u>31.438</u>	<u>31.738</u>	36.683	167.7	11:46:25.095	
15	<u>1:39.385</u>	<u>31.340</u>	<u>31.563</u>	36.482	168.5	12:10:10.220	4	<u>1:38.558</u>	<u>31.125</u>	31.348	36.085	170.0	11:48:03.653	
16	1:39.978	31.329	31.361	37.288	167.5	12:11:50.198	5	1:38.156	31.193	31.145	35.818	170.7	11:49:41.809	
17	<u>1:46.671</u>	<u>34.405</u>	33.705	38.561	157.0	12:13:36.869	6	<u>1:44.785</u>	33.152	33.806	37.827	159.9	11:51:26.594	
18	<u>1:39.471</u>	<u>31.482</u>	<u>31.395</u>	36.594	168.4	12:15:16.340	7	<u>1:38.597</u>	31.123	<u>31.207</u>	36.267	169.9	11:53:05.191	
19	1:40.743	31.538	31.369	37.836	166.3	12:16:57.083	8	<u>1:38.541</u>	<u>31.283</u>	<u>31.192</u>	36.066	170.0	11:54:43.732	
20	<u>1:46.168</u>	<u>31.365</u>	<u>35.399</u>	39.404	157.8	12:18:43.251	9	1:51.811 B	34.368	31.707	45.736	149.8	11:56:35.543	
21	2:06.110 B	35.595	37.666	52.849	132.8	12:20:49.361	10	10:40.153	9:24.539	35.929	39.685	26.2	12:07:15.696	
20	Benjamin BECKLEY CRI						11	1:56.558	34.057	39.371	43.130	143.7	12:09:12.254	
	Tecnicar by Amtog Dallara 326						12	1:40.428	32.092	31.799	36.537	166.8	12:10:52.682	
1	2:11.826	57.113	36.536	38.177	127.1	11:42:11.826	13	<u>1:38.779</u>	<u>31.210</u>	31.198	36.371	169.6	12:12:31.461	
2	<u>1:50.239</u>	32.889	<u>32.737</u>	44.613	151.9	11:44:02.065	14	<u>1:38.231</u>	<u>31.002</u>	31.185	36.044	170.5	12:14:09.692	
3	1:41.430	32.272	32.292	36.866	165.1	11:45:43.495	15	<u>1:37.946</u>	<u>31.099</u>	30.992	35.855	171.0	12:15:47.638	
4	1:40.426	31.825	32.007	36.594	166.8	11:47:23.921	16	<u>1:37.876</u>	<u>31.020</u>	31.006	35.850	171.1	12:17:25.514	
5	1:40.647	31.592	32.338	36.717	166.4	11:49:04.568	17	2:00.392 B	43.413	32.261	44.718	139.1	12:19:25.906	
6	1:40.384	31.802	31.979	36.603	166.9	11:50:44.952	26	Tommy HARFIELD GBR						
7	<u>1:40.446</u>	<u>31.974</u>	31.918	36.554	166.8	11:52:25.398		Double R Dallara 326						
8	1:41.267	31.850	32.377	37.040	165.4	11:54:06.665	1	3:32.803 B	2:07.020	38.079	47.704	78.7	11:43:32.803	
9	<u>1:54.990 B</u>	<u>33.615</u>	34.038	47.337	145.7	11:56:01.655	2	2:19.498	1:08.297	33.458	37.743	120.1	11:45:52.301	
10	9:40.398	8:21.737	39.738	38.923	28.9	12:05:42.053	3	1:39.086	31.638	31.262	36.186	169.1	11:47:31.387	
11	1:42.783	33.073	32.969	36.741	163.0	12:07:24.836	4	1:39.027	31.235	31.725	36.067	169.2	11:49:10.414	
12	1:50.109	31.933	39.266	38.910	152.1	12:09:14.945	5	<u>1:38.180</u>	<u>31.166</u>	31.038	35.976	170.6	11:50:48.594	
13	1:39.583	31.758	31.623	36.202	168.2	12:10:54.528	6	1:38.577	31.277	31.201	36.099	169.9	11:52:27.171	
14	1:39.014	31.435	31.377	36.202	169.2	12:12:33.542	7	1:38.043	31.093	31.010	35.940	170.9	11:54:05.214	
15	<u>1:38.651</u>	<u>31.193</u>	31.256	36.202	169.8	12:14:12.193	8	1:37.888	31.100	30.958	35.830	171.1	11:55:43.102	
16	1:38.910	31.296	31.358	36.256	169.4	12:15:51.103	9	1:43.076 B	31.178	31.052	40.846	162.5	11:57:26.178	
17	<u>1:40.630</u>	<u>31.314</u>	31.987	37.329	166.5	12:17:31.733	10	6:54.387	5:40.438	35.631	38.318	40.4	12:04:20.565	
18	1:49.352 B	33.242	31.895	44.215	153.2	12:19:21.085	11	1:42.760	33.220	32.631	36.909	163.0	12:06:03.325	
22	Casper STEVENSON GBR						12	1:39.674	31.676	31.528	36.470	168.1	12:07:42.999	
	Tecnicar by Amtog Dallara 326						13	<u>1:40.488</u>	<u>32.102</u>	31.523	36.863	166.7	12:09:23.487	
1	2:10.998 B	49.756	35.171	46.071	127.9	11:42:10.998	14	1:38.059	31.120	31.140	35.799	170.8	12:11:01.546	
2	2:24.124 B	1:07.004	32.869	44.251	116.2	11:44:35.122	15	1:37.894	31.018	31.005	35.871	171.1	12:12:39.440	
3	2:15.916	1:07.343	32.135	36.438	123.2	11:46:51.038	16	1:37.677	30.926	30.870	35.881	171.5	12:14:17.117	
4	1:39.620	31.467	31.801	36.352	168.1	11:48:30.658	17	<u>1:37.605</u>	<u>30.885</u>	30.910	35.810	171.6	12:15:54.722	
5	1:42.085	33.484	32.186	36.415	164.1	11:50:12.743	18	1:37.457	<u>30.925</u>	30.815	35.717	171.9	12:17:32.179	
6	1:38.723	31.237	31.337	36.149	169.7	11:51:51.466	19	1:38.431	31.236	31.144	36.051	170.2	12:19:10.610	
							20	1:46.189 B	30.900	31.222	44.067	157.7	12:20:56.799	

EURO CUP 3



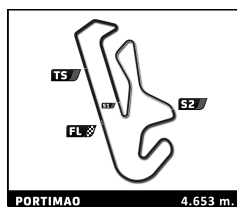
Eurocup3 ROUND 2 - PORTIMAO Official Previous Test 2

Sector Analysis

Lap under Red Flag — Invalidated Lap ■ Personal Best ■ Session Best B Crossing the pit lane

Lap	Time	Sector 1	Sector 2	Sector 3	Kph	Elapsed	Lap	Time	Sector 1	Sector 2	Sector 3	Kph	Elapsed
27 Heitor DALL'AGNOL BRA Palou Motorsport Dallara 326							14	1:38.484	31.298	31.164	36.022	170.1	12:08:34.927
1	2:31.843	1:09.066	36.112	46.665	110.3	11:42:31.843	15	1:38.137	31.049	31.022	36.066	170.7	12:10:13.064
2	2:24.425	1:04.214	34.098	46.113	116.0	11:44:56.268	16	1:38.177	31.016	31.127	36.034	170.6	12:11:51.241
3	5:23.448	4:06.916	34.593	41.939	51.8	11:50:19.716	17	<u>1:38.462</u>	<u>31.315</u>	31.071	36.076	170.1	12:13:29.703
4	<u>1:38.543</u>	<u>31.218</u>	31.213	36.112	170.0	11:51:58.259	18	1:38.687	31.525	31.052	36.110	169.7	12:15:08.390
5	1:39.570	31.863	31.613	36.094	168.2	11:53:37.829	19	<u>1:38.096</u>	<u>31.048</u>	30.965	36.083	170.8	12:16:46.486
6	<u>2:03.924</u>	<u>36.397</u>	37.775	49.752	135.2	11:55:41.753	20	1:46.317	33.013	31.270	42.034	157.6	12:18:32.803
7	8:12.989	7:03.893	32.454	36.642	34.0	12:03:54.742	21	2:18.606	1:10.903	31.472	36.231	120.9	12:20:51.409
8	1:39.181	31.428	31.499	36.254	168.9	12:05:33.923	37 Filippo FIORENTINO BRA Drivex Dallara 326						
9	1:39.906	31.535	31.697	36.674	167.7	12:07:13.829	1	2:03.649	48.284	35.511	39.854	135.5	11:42:03.649
10	1:39.495	32.107	31.419	35.969	168.4	12:08:53.324	2	1:50.431	34.821	35.456	40.154	151.7	11:43:54.080
11	1:37.930	31.127	31.009	35.794	171.0	12:10:31.254	3	1:38.965	31.890	31.138	35.937	169.3	11:45:33.045
12	1:39.138	31.296	31.499	36.343	169.0	12:12:10.392	4	1:37.999	31.134	30.965	35.900	170.9	11:47:11.044
13	<u>1:38.399</u>	31.163	<u>31.111</u>	36.125	170.2	12:13:48.791	5	1:38.032	31.155	31.174	35.703	170.9	11:48:49.076
14	1:38.465	31.075	31.268	36.122	170.1	12:15:27.256	6	<u>1:37.681</u>	<u>30.906</u>	30.971	35.804	171.5	11:50:26.757
15	<u>1:38.245</u>	<u>31.244</u>	31.167	35.834	170.5	12:17:05.501	7	<u>1:37.715</u>	<u>30.790</u>	31.036	35.889	171.4	11:52:04.472
16	1:45.910	31.007	31.142	43.761	158.2	12:18:51.411	8	1:37.504	30.926	30.900	35.678	171.8	11:53:41.976
17	2:16.891	1:09.669	31.234	35.988	122.4	12:21:08.302	9	1:46.677	31.040	31.046	44.591	157.0	11:55:28.653
31 Renzo BARBUY ARG TC Racing Dallara 326							10	12:41.526	...	35.947	39.412	22.0	12:08:10.179
1	2:09.361	57.366	34.340	37.655	129.5	11:42:09.361	11	1:56.658	35.280	35.837	45.541	143.6	12:10:06.837
2	1:45.638	32.679	33.618	39.341	158.6	11:43:54.999	12	<u>2:05.932</u>	55.437	<u>33.334</u>	37.161	133.0	12:12:12.769
3	<u>1:40.600</u>	<u>32.233</u>	31.764	36.603	166.5	11:45:35.599	13	1:39.258	30.978	31.684	36.596	168.8	12:13:52.027
4	<u>1:41.816</u>	<u>31.821</u>	31.910	38.085	164.5	11:47:17.415	14	<u>1:37.704</u>	30.993	30.896	35.815	171.4	12:15:29.731
5	<u>1:40.682</u>	<u>31.670</u>	31.668	37.344	166.4	11:48:58.097	15	<u>1:39.406</u>	<u>31.040</u>	30.826	37.540	168.5	12:17:09.137
6	1:39.861	31.653	31.704	36.504	167.7	11:50:37.958	16	1:37.815	31.105	30.895	35.815	171.2	12:18:46.952
7	<u>1:39.899</u>	<u>31.442</u>	31.695	36.762	167.7	11:52:17.857	17	1:45.484	31.381	31.304	42.799	158.8	12:20:32.436
8	1:40.315	31.723	31.822	36.770	167.0	11:53:58.172	39 Santino PANETTA ARG Hitech Dallara 326						
9	1:48.195	31.865	31.799	44.531	154.8	11:55:46.367	1	2:56.724	1:41.225	35.540	39.959	94.8	11:42:56.724
10	12:24.395	...	35.879	38.170	22.5	12:08:10.762	2	1:43.845	33.768	32.542	37.535	161.3	11:44:40.569
11	1:42.890	33.828	31.942	37.120	162.8	12:09:53.652	3	1:40.058	31.491	31.388	37.179	167.4	11:46:20.627
12	1:39.831	31.498	32.022	36.311	167.8	12:11:33.483	4	1:37.889	30.897	31.188	35.804	171.1	11:47:58.516
13	1:39.190	31.581	31.196	36.413	168.9	12:13:12.673	5	1:38.127	31.041	31.097	35.989	170.7	11:49:36.643
14	1:39.035	31.348	31.440	36.247	169.1	12:14:51.708	6	1:45.780	35.668	33.792	36.320	158.4	11:51:22.423
15	1:38.955	31.326	31.476	36.153	169.3	12:16:30.663	7	1:38.190	30.985	31.241	35.964	170.6	11:53:00.613
16	1:38.918	31.288	31.391	36.239	169.3	12:18:09.581	8	1:38.006	31.137	31.168	35.701	170.9	11:54:38.619
17	1:39.157	31.369	31.648	36.140	168.9	12:19:48.738	9	1:44.394	31.087	31.117	42.190	160.5	11:56:23.013
18	<u>1:57.876</u>	<u>32.289</u>	35.643	49.944	142.1	12:21:46.614	10	10:50.278	9:34.624	36.084	39.570	25.8	12:07:13.291
33 Rafael PERARD FRA Palou Motorsport Dallara 326							11	1:46.722	35.013	33.798	37.911	157.0	12:09:00.013
1	2:44.671	1:17.922	38.259	48.490	101.7	11:42:44.671	12	1:40.275	31.910	32.165	36.200	167.0	12:10:40.288
2	2:22.881	1:00.316	35.035	47.530	117.2	11:45:07.552	13	<u>1:38.275</u>	31.145	<u>31.284</u>	35.846	170.4	12:12:18.563
3	5:23.733	4:06.206	38.315	39.212	51.7	11:50:31.285	14	<u>1:37.613</u>	<u>30.754</u>	30.930	35.929	171.6	12:13:56.176
4	1:39.271	31.511	31.512	36.248	168.7	11:52:10.556	15	1:37.715	30.795	31.236	35.684	171.4	12:15:33.891
5	1:38.289	31.198	31.128	35.963	170.4	11:53:48.845	16	<u>1:37.696</u>	<u>30.964</u>	31.266	35.466	171.5	12:17:11.587
6	1:38.828	31.235	31.259	36.334	169.5	11:55:27.673	17	1:37.907	30.862	31.149	35.896	171.1	12:18:49.494
7	1:38.152	31.172	31.044	35.936	170.7	11:57:05.825	18	1:46.343	31.070	31.113	44.160	157.5	12:20:35.837
8	1:38.176	31.157	31.103	35.916	170.6	11:58:44.001	41 Alex POWELL USA Griffin Core by Campos Dallara 326						
9	1:38.035	31.036	31.050	35.949	170.9	12:00:22.036	1	3:40.672	2:22.722	35.201	42.749	75.9	11:43:40.672
10	1:37.982	30.932	31.155	35.895	171.0	12:02:00.018	2	1:45.378	34.307	33.034	38.037	159.0	11:45:26.050
11	1:38.356	31.285	31.074	35.997	170.3	12:03:38.374	3	1:44.036	33.205	32.976	37.855	161.0	11:47:10.086
12	1:38.839	31.206	31.004	36.629	169.5	12:05:17.213	4	1:37.867	31.140	30.938	35.789	171.2	11:48:47.953
13	1:39.230	31.973	31.314	35.943	168.8	12:06:56.443	5	<u>1:37.917</u>	<u>30.981</u>	31.110	35.826	171.1	11:50:25.870

EURO CUP 3

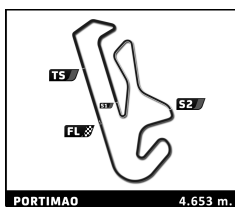


Eurocup3 ROUND 2 - PORTIMAO Official Previous Test 2

Sector Analysis

Lap under Red Flag — Invalidated Lap ■ Personal Best ■ Session Best B Crossing the pit lane

Lap	Time	Sector 1	Sector 2	Sector 3	Kph	Elapsed	Lap	Time	Sector 1	Sector 2	Sector 3	Kph	Elapsed
44 Rayan CARETTI FRA							70 Jakob BERGMEISTER DEU						
GRS Dallara 326							GRS Dallara 326						
1	2:13.554	59.499	35.246	38.809	125.4	11:42:13.554	1	2:16.761	1:04.229	34.515	38.017	122.5	11:42:16.761
2	1:46.555	33.310	34.468	38.777	157.2	11:44:00.109	2	1:45.438	33.096	33.238	39.104	158.9	11:44:02.199
3	1:47.139	39.396	31.485	36.258	156.3	11:45:47.248	3	1:38.935	31.308	31.221	36.406	169.3	11:45:41.134
4	1:49.726	31.015	34.670	44.041	152.7	11:47:36.974	4	1:51.973	31.346	37.249	43.378	149.6	11:47:33.107
5	1:40.465	32.535	32.060	35.870	166.7	11:49:17.439	5	1:39.238	31.394	31.462	36.382	168.8	11:49:12.345
6	1:39.630	32.492	31.287	35.851	168.1	11:50:57.069	6	1:38.723	31.298	31.246	36.179	169.7	11:50:51.068
7	1:37.734	30.859	31.052	35.823	171.4	11:52:34.803	7	1:39.238	31.272	31.316	36.650	168.8	11:52:30.306
8	1:37.748	31.099	31.070	35.579	171.4	11:54:12.551	8	1:46.428 B	31.363	31.478	43.587	157.4	11:54:16.734
9	1:50.718 B	30.996	31.942	47.780	151.3	11:56:03.269	9	12:59.928	...	36.331	39.168	21.5	12:07:16.662
10	11:24.098	...	38.337	44.591	24.5	12:07:27.367	10	1:45.891	33.839	34.067	37.985	158.2	12:09:02.553
11	1:51.221	32.525	39.618	39.078	150.6	12:09:18.588	11	1:44.642	33.238	32.209	39.195	160.1	12:10:47.195
12	1:38.117	31.192	31.182	35.743	170.7	12:10:56.705	12	1:38.963	31.306	31.416	36.241	169.3	12:12:26.158
13	1:40.308	30.845	31.131	38.332	167.0	12:12:37.013	13	1:38.779	31.360	31.220	36.199	169.6	12:14:04.937
14	1:37.656	30.916	31.033	35.707	171.5	12:14:14.669	14	1:38.968	31.319	31.317	36.332	169.3	12:15:43.905
15	1:37.694	30.959	31.009	35.726	171.5	12:15:52.363	15	1:38.912	31.135	31.428	36.349	169.4	12:17:22.817
16	1:43.807	30.856	35.119	37.832	161.4	12:17:36.170	16	1:52.776	34.023	37.037	41.716	148.5	12:19:15.593
17	1:37.879	30.948	31.055	35.876	171.1	12:19:14.049	17	1:48.548 B	31.187	31.586	45.775	154.3	12:21:04.141
18	1:44.096 B	30.924	31.193	41.979	160.9	12:20:58.145							
48 James EGOZI USA							77 Bart HARRISON GBR						
Palou Motorsport Dallara 326							Double R Dallara 326						
1	2:34.386 B	1:11.049	35.701	47.636	108.5	11:42:34.386	1	2:15.350	1:01.364	35.656	38.330	123.8	11:42:15.350
2	2:24.966 B	1:02.077	34.996	47.893	115.5	11:44:59.352	2	1:43.860	32.846	31.927	39.087	161.3	11:43:59.210
3	5:06.954	3:58.337	32.134	36.483	54.6	11:50:06.306	3	1:39.410	31.121	31.277	37.012	168.5	11:45:38.620
4	1:38.679	31.436	31.137	36.106	169.8	11:51:44.985	4	1:38.094	31.020	30.921	36.153	170.8	11:47:16.714
5	1:38.217	30.993	31.219	36.005	170.5	11:53:23.202	5	1:38.096	30.970	31.020	36.106	170.8	11:48:54.810
6	1:38.303	31.155	31.069	36.079	170.4	11:55:01.505	6	1:46.570	31.049	33.093	42.428	157.2	11:50:41.380
7	1:38.293	31.180	31.167	35.946	170.4	11:56:39.798	7	1:38.221	31.018	31.133	36.070	170.5	11:52:19.601
8	1:37.934	31.053	30.979	35.902	171.0	11:58:17.732	8	1:48.807	30.966	37.282	40.559	153.9	11:54:08.408
9	1:38.082	31.130	30.971	35.981	170.8	11:59:55.814	9	1:45.549 B	31.146	31.197	43.206	158.7	11:55:53.957
10	1:38.128	31.070	31.035	36.023	170.7	12:01:33.942	10	11:24.692	...	36.063	38.921	24.5	12:07:18.649
11	1:38.503	31.125	31.246	36.132	170.1	12:03:12.445	11	1:44.129	33.475	34.035	36.619	160.9	12:09:02.778
12	1:38.359	31.159	31.177	36.023	170.3	12:04:50.804	12	1:41.710	31.296	31.895	38.519	164.7	12:10:44.488
13	1:38.213	31.124	31.113	35.976	170.6	12:06:29.017	13	1:38.236	31.104	30.968	36.164	170.5	12:12:22.724
14	1:39.258	31.065	31.523	36.670	168.8	12:08:08.275	14	1:37.925	30.891	31.173	35.861	171.1	12:14:00.649
15	1:37.989	31.045	31.079	35.865	170.9	12:09:46.264	15	1:37.680	30.986	30.916	35.778	171.5	12:15:38.329
16	1:38.164	30.958	31.256	35.950	170.6	12:11:24.428	16	1:37.562	30.937	30.888	35.737	171.7	12:17:15.891
17	1:38.528	31.197	31.207	36.124	170.0	12:13:02.956	17	1:48.051	31.258	36.881	39.912	155.0	12:19:03.942
18	1:38.352	31.121	31.154	36.077	170.3	12:14:41.308	18	1:47.068 B	30.872	30.774	45.422	156.5	12:20:51.010
19	1:38.347	31.089	31.242	36.016	170.3	12:16:19.655							
20	1:44.298 B	31.214	31.080	42.004	160.6	12:18:03.953							
21	2:29.455	1:21.071	32.042	36.342	112.1	12:20:33.408							
							84 Genaro TRAPPA ARG						
							Hitech Dallara 326						
1	2:58.078	1:42.537	35.489	40.052	94.1	11:42:58.078	1	2:58.078	1:42.537	35.489	40.052	94.1	11:42:58.078
2	1:43.801	33.881	32.573	37.347	161.4	11:44:41.879	2	1:43.801	33.881	32.573	37.347	161.4	11:44:41.879
3	1:41.020	32.260	31.888	36.872	165.8	11:46:22.899	3	1:41.020	32.260	31.888	36.872	165.8	11:46:22.899
4	1:38.062	31.094	31.088	35.880	170.8	11:48:00.961	4	1:38.062	31.094	31.088	35.880	170.8	11:48:00.961
5	1:38.093	31.034	31.065	35.994	170.8	11:49:39.054	5	1:38.093	31.034	31.065	35.994	170.8	11:49:39.054
6	1:38.143	30.959	31.140	36.044	170.7	11:51:17.197	6	1:38.143	30.959	31.140	36.044	170.7	11:51:17.197
7	1:53.243	36.820	35.867	40.556	147.9	11:53:10.440	7	1:53.243	36.820	35.867	40.556	147.9	11:53:10.440
8	1:47.039 B	31.403	11:54:57.479	8	1:47.039 B	31.403	11:54:57.479
9	12:17.780	...	36.327	40.294	22.7	12:07:15.259	9	12:17.780	...	36.327	40.294	22.7	12:07:15.259
10	1:45.392	33.889	33.958	37.545	158.9	12:09:00.651	10	1:45.392	33.889	33.958	37.545	158.9	12:09:00.651
11	1:42.515	32.168	32.206	38.141	163.4	12:10:43.166	11	1:42.515	32.168	32.206	38.141	163.4	12:10:43.166
12	1:38.190	31.050	31.059	36.081	170.6	12:12:21.356	12	1:38.190	31.050	31.059	36.081	170.6	12:12:21.356
13	1:37.776	31.023	30.986	35.767	171.3	12:13:59.132	13	1:37.776	31.023	30.986	35.767	171.3	12:13:59.132



Eurocup3 ROUND 2 - PORTIMAO Official Previous Test 2

Sector Analysis

Lap under Red Flag _ Invalidated Lap ■ Personal Best ■ Session Best B Crossing the pit lane

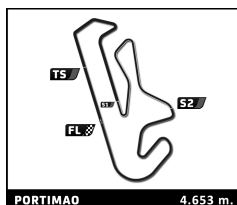
Lap	Time	Sector 1	Sector 2	Sector 3	Kph	Elapsed	Lap	Time	Sector 1	Sector 2	Sector 3	Kph	Elapsed
14	1:37.711	30.894	31.059	35.758	171.4	12:15:36.843							
15	1:53.351	35.895	39.739	37.717	147.8	12:17:30.194							
16	1:37.759	31.073	30.964	35.722	171.3	12:19:07.953							
17	1:37.643	30.783	30.874	35.986	171.6	12:20:45.596							

91 **Lorenzo CAMPOS** AGO
Double R Dallara 326

1	2:17.311 B	56.312	34.356	46.643	122.0	11:42:17.311
2	2:25.313	1:12.250	33.661	39.402	115.3	11:44:42.624
3	1:41.458	32.538	32.303	36.617	165.1	11:46:24.082
4	1:38.480	31.137	31.298	36.045	170.1	11:48:02.562
5	1:38.095	31.054	31.135	35.906	170.8	11:49:40.657
6	1:38.256	31.018	31.071	36.167	170.5	11:51:18.913
7	1:47.016	33.369	35.716	37.931	156.5	11:53:05.929
8	1:38.194	31.127	31.067	36.000	170.6	11:54:44.123
9	1:50.171 B	32.134	31.940	46.097	152.0	11:56:34.294
10	10:45.273	9:32.431	34.413	38.429	26.0	12:07:19.567
11	1:43.818	33.115	34.102	36.601	161.3	12:09:03.385
12	1:41.952	31.911	31.584	38.457	164.3	12:10:45.337
13	1:38.474	31.132	31.404	35.938	170.1	12:12:23.811
14	1:37.812	30.904	30.922	35.986	171.3	12:14:01.623
15	1:38.835	30.802	31.765	36.268	169.5	12:15:40.458
16	1:37.938	30.913	31.208	35.817	171.0	12:17:18.396
17	1:37.732	30.926	31.012	35.794	171.4	12:18:56.128
18	1:57.807 B	34.040	34.629	49.138	142.2	12:20:53.935

99 **René LAMMERS** NLD
MP Motorsport Dallara 326

1	2:42.828	1:29.853	34.831	38.144	102.9	11:42:42.828
2	1:42.022	32.821	32.250	36.951	164.2	11:44:24.850
3	1:38.386	31.133	31.211	36.042	170.3	11:46:03.236
4	1:37.664	30.977	30.935	35.752	171.5	11:47:40.900
5	1:41.883	31.052	33.079	37.752	164.4	11:49:22.783
6	1:37.679	31.054	30.935	35.690	171.5	11:51:00.462
7	1:50.468 B	33.011	33.196	44.261	151.6	11:52:50.930
8	2:26.889 B	1:11.194	31.454	44.241	114.0	11:55:17.819
9	2:29.500 B	1:12.066	31.616	45.818	112.0	11:57:47.319
10	11:57.080	...	35.119	41.810	23.4	12:09:44.399
11	2:02.290	37.248	37.940	47.102	137.0	12:11:46.689
12	1:42.793	31.416	31.083	40.294	163.0	12:13:29.482
13	1:46.917	32.162	34.248	40.507	156.7	12:15:16.399
14	1:39.599	31.762	31.456	36.381	168.2	12:16:55.998
15	1:37.459	30.895	30.927	35.637	171.9	12:18:33.457
16	1:37.215	30.804	30.706	35.705	172.3	12:20:10.672

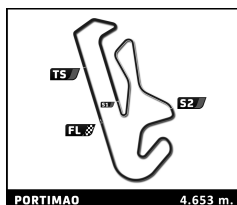


Eurocup3 ROUND 2 - PORTIMAO Official Previous Test 2

Track Limits Analysis

No	Driver	Team	T.L. Nr	Camera	Lap	Time
2	Kacper SZTUKA	Tecnicar by Amtog	1	Turn 1	5	11:47:05.809
						Total Infractions: <input type="text" value="1"/>
3	Edouard BORGNA	Drivex	1	Turn 1	4	11:45:48.203
3	Edouard BORGNA	Drivex	2	Turn 5	6	12:07:35.091
3	Edouard BORGNA	Drivex	3	Turn 1	9	12:12:33.261
3	Edouard BORGNA	Drivex	4	Turn 1	11	12:15:56.012
3	Edouard BORGNA	Drivex	5	Turn 5	13	12:19:38.643
						Total Infractions: <input type="text" value="5"/>
4	Ean EYCKMANS	MP Motorsport	1	Turn 5	14	12:16:40.375
4	Ean EYCKMANS	MP Motorsport	2	Turn 1	14	12:16:15.963
4	Ean EYCKMANS	MP Motorsport	3	Turn 1	16	12:19:30.152
						Total Infractions: <input type="text" value="2"/>
5	Patrick HEUZENROEDER	Griffin Core by Campos	1	Turn 1	14	12:13:47.076
5	Patrick HEUZENROEDER	Griffin Core by Campos	2	Turn 1	15	12:15:24.807
5	Patrick HEUZENROEDER	Griffin Core by Campos	3	Turn 5	17	12:19:18.261
						Total Infractions: <input type="text" value="3"/>
6	Stylianios KOLOVOS	Drivex	1	Turn 5	4	11:46:17.821
6	Stylianios KOLOVOS	Drivex	2	Turn 4	7	11:51:03.683
6	Stylianios KOLOVOS	Drivex	3	Turn 1	7	11:50:51.604
6	Stylianios KOLOVOS	Drivex	4	Turn 1	12	12:11:53.362
6	Stylianios KOLOVOS	Drivex	5	Turn 1	14	12:15:10.031
						Total Infractions: <input type="text" value="4"/>
7	Chistopher EL FEGHALI	Drivex	1	Turn 1	6	11:50:47.661
7	Chistopher EL FEGHALI	Drivex	2	Turn 1	8	11:54:18.746
7	Chistopher EL FEGHALI	Drivex	3	Turn 4	8	11:54:31.087
7	Chistopher EL FEGHALI	Drivex	4	Turn 1	14	12:13:43.275
						Total Infractions: <input type="text" value="3"/>
8	Alceu FELDMANN	MP Motorsport	1	Turn 1	5	11:48:23.217
8	Alceu FELDMANN	MP Motorsport	2	Turn 1	14	12:15:18.603
						Total Infractions: <input type="text" value="2"/>
9	Thomas STRAUVEN	Griffin Core by Campos	1	Turn 1	4	11:47:12.690
9	Thomas STRAUVEN	Griffin Core by Campos	2	Turn 5	6	11:50:53.696
9	Thomas STRAUVEN	Griffin Core by Campos	3	Turn 1	8	11:53:47.470
9	Thomas STRAUVEN	Griffin Core by Campos	4	Turn 5	8	11:54:11.361
9	Thomas STRAUVEN	Griffin Core by Campos	5	Turn 1	9	11:55:27.609
9	Thomas STRAUVEN	Griffin Core by Campos	6	Turn 1	15	12:15:37.294
						Total Infractions: <input type="text" value="5"/>
10	Enzo TARNVANICHKUL	Griffin Core by Campos	1	Turn 1	6	11:50:35.152
10	Enzo TARNVANICHKUL	Griffin Core by Campos	2	Turn 1	12	12:12:23.423
10	Enzo TARNVANICHKUL	Griffin Core by Campos	3	Turn 1	13	12:14:02.562
						Total Infractions: <input type="text" value="3"/>
11	Luca VIISOREANU	TC Racing	1	Turn 5	3	11:45:24.775
11	Luca VIISOREANU	TC Racing	2	Turn 4	4	11:46:50.599
						Total Infractions: <input type="text" value="2"/>
12	Gianmarco PRADEL	MP Motorsport	1	Turn 5	9	11:57:06.171
12	Gianmarco PRADEL	MP Motorsport	2	Turn 1	13	12:12:26.891
12	Gianmarco PRADEL	MP Motorsport	3	Turn 5	13	12:12:51.450
12	Gianmarco PRADEL	MP Motorsport	4	Turn 1	14	12:14:04.816
12	Gianmarco PRADEL	MP Motorsport	5	Turn 1	16	12:17:55.634
						Total Infractions: <input type="text" value="4"/>
14	Keanu AL AZHARI	Hitech	1	Turn 5	3	11:45:16.358
14	Keanu AL AZHARI	Hitech	2	Turn 1	14	12:12:28.666
14	Keanu AL AZHARI	Hitech	3	Turn 5	14	12:12:53.174
14	Keanu AL AZHARI	Hitech	4	Turn 5	16	12:16:07.780

EURO CUP 3

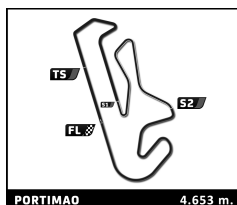


Eurocup3 ROUND 2 - PORTIMAO Official Previous Test 2

Track Limits Analysis

No	Driver	Team	T.L. Nr	Camera	Lap	Time
14	Keanu AL AZHARI	Hitech	5	Turn 1	16	12:15:42.895
14	Keanu AL AZHARI	Hitech	6	Turn 1	17	12:17:20.363
14	Keanu AL AZHARI	Hitech	7	Turn 5	17	12:17:44.439
Total Infractions:						4
16	Bianca BUSTAMANTE	Palou Motorsport	1	Turn 5	5	11:52:31.892
16	Bianca BUSTAMANTE	Palou Motorsport	2	Turn 1	6	11:53:46.274
16	Bianca BUSTAMANTE	Palou Motorsport	3	Turn 5	6	11:54:11.361
16	Bianca BUSTAMANTE	Palou Motorsport	4	Turn 1	7	11:55:25.608
16	Bianca BUSTAMANTE	Palou Motorsport	5	Turn 5	10	12:00:49.162
16	Bianca BUSTAMANTE	Palou Motorsport	6	Turn 1	12	12:03:44.809
16	Bianca BUSTAMANTE	Palou Motorsport	7	Turn 1	14	12:07:03.674
16	Bianca BUSTAMANTE	Palou Motorsport	8	Turn 1	15	12:08:42.606
16	Bianca BUSTAMANTE	Palou Motorsport	9	Turn 5	15	12:09:08.053
16	Bianca BUSTAMANTE	Palou Motorsport	10	Turn 1	17	12:12:01.331
16	Bianca BUSTAMANTE	Palou Motorsport	11	Turn 1	18	12:13:48.946
16	Bianca BUSTAMANTE	Palou Motorsport	12	Turn 5	18	12:14:14.124
16	Bianca BUSTAMANTE	Palou Motorsport	13	Turn 1	20	12:17:09.686
16	Bianca BUSTAMANTE	Palou Motorsport	14	Turn 5	20	12:17:34.202
Total Infractions:						10
20	Benjamin BECKLEY	Tecnicar by Amtog	1	Turn 5	2	11:42:51.083
20	Benjamin BECKLEY	Tecnicar by Amtog	2	Turn 1	7	11:50:57.145
20	Benjamin BECKLEY	Tecnicar by Amtog	3	Turn 1	9	11:54:18.746
20	Benjamin BECKLEY	Tecnicar by Amtog	4	Turn 1	15	12:12:45.482
20	Benjamin BECKLEY	Tecnicar by Amtog	5	Turn 1	17	12:16:03.011
Total Infractions:						5
22	Casper STEVENSON	Tecnicar by Amtog	1	Turn 1	9	11:55:21.339
22	Casper STEVENSON	Tecnicar by Amtog	2	Turn 1	17	12:14:19.476
22	Casper STEVENSON	Tecnicar by Amtog	3	Turn 1	18	12:16:01.287
Total Infractions:						3
23	Stefan BOSTANDJIEV	Hitech	1	Turn 1	3	11:44:57.281
23	Stefan BOSTANDJIEV	Hitech	2	Turn 5	3	11:45:22.698
23	Stefan BOSTANDJIEV	Hitech	3	Turn 1	4	11:46:37.152
23	Stefan BOSTANDJIEV	Hitech	4	Turn 5	6	11:50:21.162
23	Stefan BOSTANDJIEV	Hitech	5	Turn 5	7	11:52:03.635
23	Stefan BOSTANDJIEV	Hitech	6	Turn 1	8	11:53:17.212
23	Stefan BOSTANDJIEV	Hitech	7	Turn 5	8	11:53:42.421
23	Stefan BOSTANDJIEV	Hitech	8	Turn 1	13	12:11:04.744
23	Stefan BOSTANDJIEV	Hitech	9	Turn 1	14	12:12:43.414
23	Stefan BOSTANDJIEV	Hitech	10	Turn 1	15	12:14:21.678
23	Stefan BOSTANDJIEV	Hitech	11	Turn 1	16	12:15:59.551
Total Infractions:						9
26	Tommy HARFIELD	Double R	1	Turn 1	5	11:49:22.481
26	Tommy HARFIELD	Double R	2	Turn 1	13	12:07:54.885
26	Tommy HARFIELD	Double R	3	Turn 1	17	12:14:28.956
Total Infractions:						3
27	Heitor DALL'AGNOL	Palou Motorsport	1	Turn 1	4	11:50:31.612
27	Heitor DALL'AGNOL	Palou Motorsport	2	Turn 1	6	11:53:49.743
27	Heitor DALL'AGNOL	Palou Motorsport	3	Turn 5	13	12:12:47.430
27	Heitor DALL'AGNOL	Palou Motorsport	4	Turn 1	15	12:15:39.161
Total Infractions:						4
31	Renzo BARBUY	TC Racing	1	Turn 4	3	11:44:20.071
31	Renzo BARBUY	TC Racing	2	Turn 1	4	11:45:47.330
31	Renzo BARBUY	TC Racing	3	Turn 4	5	11:47:41.937
31	Renzo BARBUY	TC Racing	4	Turn 1	7	11:50:49.795
31	Renzo BARBUY	TC Racing	5	Turn 4	18	12:20:12.690
Total Infractions:						5
33	Rafael PERARD	Palou Motorsport	1	Turn 1	17	12:12:03.271
33	Rafael PERARD	Palou Motorsport	2	Turn 1	19	12:15:20.210

EURO CUP 3

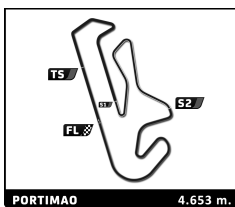


Eurocup3 ROUND 2 - PORTIMAO Official Previous Test 2

Track Limits Analysis

No	Driver	Team	T.L. Nr	Camera	Lap	Time	Total Infractions:
							<input type="text" value="2"/>
37	Filippo FIORENTINO	Drivex	1	Turn 1	6	11:49:00.899	
37	Filippo FIORENTINO	Drivex	2	Turn 1	7	11:50:37.956	
37	Filippo FIORENTINO	Drivex	3	Turn 5	12	12:11:07.904	
37	Filippo FIORENTINO	Drivex	4	Turn 1	15	12:15:41.561	
							<input type="text" value="4"/>
39	Santino PANETTA	Hitech	1	Turn 5	13	12:11:17.242	
39	Santino PANETTA	Hitech	2	Turn 1	14	12:12:30.464	
39	Santino PANETTA	Hitech	3	Turn 1	16	12:15:45.831	
							<input type="text" value="3"/>
41	Alex POWELL	Griffin Core by Campos	1	Turn 1	5	11:48:59.896	
							<input type="text" value="1"/>
44	Rayan CARETTI	GRS	1	Turn 1	9	11:54:25.279	
44	Rayan CARETTI	GRS	2	Turn 1	12	12:09:30.545	
44	Rayan CARETTI	GRS	3	Turn 1	13	12:11:08.416	
44	Rayan CARETTI	GRS	4	Turn 1	14	12:12:48.880	
44	Rayan CARETTI	GRS	5	Turn 5	16	12:16:28.462	
44	Rayan CARETTI	GRS	6	Turn 1	17	12:17:48.095	
							<input type="text" value="6"/>
48	James EGOZI	Palou Motorsport	1	Turn 1	6	11:53:35.196	
48	James EGOZI	Palou Motorsport	2	Turn 1	15	12:08:20.218	
48	James EGOZI	Palou Motorsport	3	Turn 1	16	12:09:58.145	
48	James EGOZI	Palou Motorsport	4	Turn 1	20	12:16:31.611	
							<input type="text" value="4"/>
70	Jakob BERGMEISTER	GRS	1	Turn 1	7	11:51:03.151	
70	Jakob BERGMEISTER	GRS	2	Turn 5	7	11:51:28.158	
70	Jakob BERGMEISTER	GRS	3	Turn 5	8	11:53:07.562	
70	Jakob BERGMEISTER	GRS	4	Turn 1	11	12:09:14.941	
							<input type="text" value="3"/>
77	Bart HARRISON	Double R	1	Turn 1	7	11:50:53.401	
77	Bart HARRISON	Double R	2	Turn 1	13	12:10:56.541	
77	Bart HARRISON	Double R	3	Turn 1	17	12:17:27.771	
							<input type="text" value="3"/>
84	Genaro TRAPPA	Hitech	1	Turn 5	8	11:53:47.709	
84	Genaro TRAPPA	Hitech	2	Turn 5	12	12:11:19.715	
84	Genaro TRAPPA	Hitech	3	Turn 1	16	12:17:42.151	
84	Genaro TRAPPA	Hitech	4	Turn 5	16	12:18:07.134	
84	Genaro TRAPPA	Hitech	5	Turn 5	17	12:19:44.461	
							<input type="text" value="4"/>
91	Lorenzo CAMPOS	Double R	1	Turn 4	4	11:46:48.121	
91	Lorenzo CAMPOS	Double R	2	Turn 1	14	12:12:35.667	
91	Lorenzo CAMPOS	Double R	3	Turn 1	15	12:14:12.865	
							<input type="text" value="3"/>
99	René LAMMERS	MP Motorsport	1	Turn 5	15	12:17:32.597	
							<input type="text" value="1"/>

EURO CUP 3



Eurocup3 ROUND 2 - PORTIMAO Official Previous Test 2

Track Limits Analysis

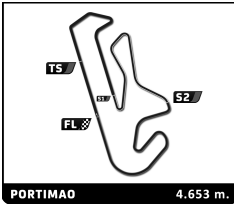
No	Driver	Team	T.L. Nr	Camera	Lap	Time
----	--------	------	---------	--------	-----	------

TOTAL TRACK LIMITS: 127

Published at:12:25.....

Track Limits Operator:
Daphne FERNÁNDEZ
OD-1537-ESP-CAT

EURO CUP 3





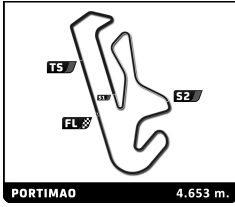
Eurocup3 ROUND 2 - PORTIMAO Official Previous Test 2

Race Director Report

Hour	Flag	Message
11:38:00		FAST LANE OPEN
11:40:00		PIT LANE OPEN
11:48:23	YF	YELLOW FLAG AT TURN 8
11:48:37	GF	GREEN FLAG
12:20:16		CARS #48 #33 LEAVING PIT LANE USING FIM LAYOUT NOTED
12:20:24		CHEQUERED FLAG
12:23:13		F4 - PIT LANE WILL BE OPEN AT 12:50
12:23:37		CAR #10 - 5 MINUTES DELAYED START TO FP1
12:23:45		CAR #78 - 10 MINUTES DELAYED START TO FP1

Published at: ...12:25

Race Director: Luis GONZÁLEZ 	Timekeeper: Alberto ESTÉBANEZ 
---	--


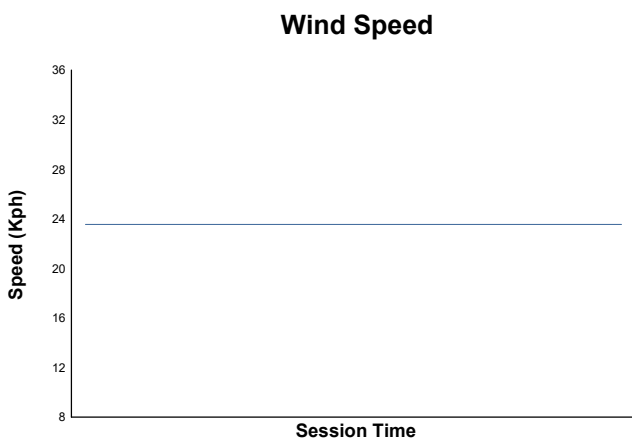
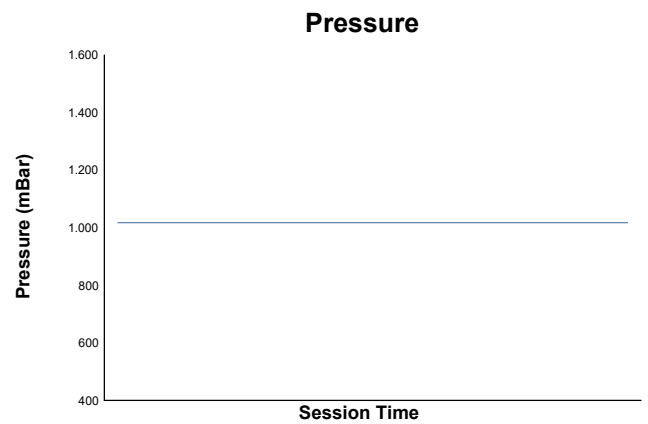
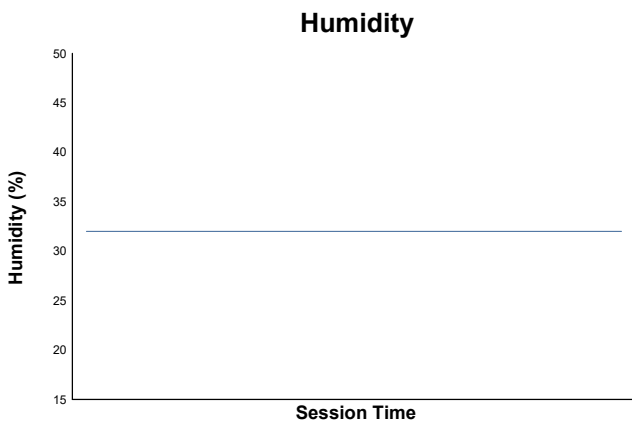
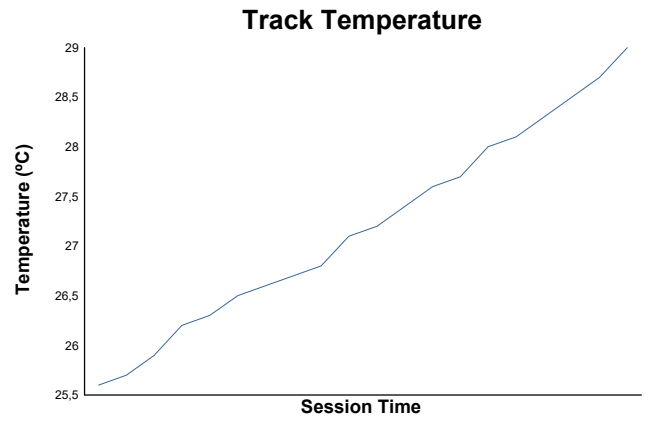
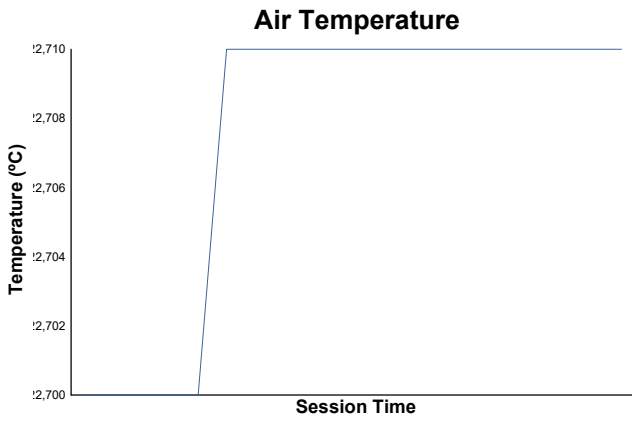


ROUND 2 - PORTIMAO

Eurocup3

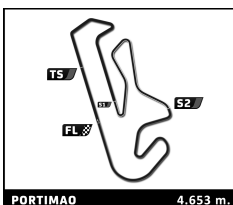
Official Previous Test 2

Weather Report



Track Status: **DRY**

EURO CUP 3



Eurocup3 ROUND 2 - PORTIMAO Qualifying 1

Final Classification

No	Driver	Nat	Team	Car	Cl.	Time	Lap Total	Gap	Kph
1	7 Christopher EL FEGHALI	LBN	Drivex	Dallara 326	R	1:36.133	5 8	-	174.2
2	14 Keanu AL AZHARI	ARE	Hitech	Dallara 326		1:36.194	6 8	+0.061	174.1
3	99 René LAMMERS	NLD	MP Motorsport	Dallara 326	R	1:36.270	8 10	+0.137	174.0
4	41 Alex POWELL	USA	Griffin Core by Campos	Dallara 326	R	1:36.312	7 9	+0.179	173.9
5	48 James EGOZI	USA	Palou Motorsport	Dallara 326		1:36.335	6 9	+0.202	173.9
6	5 Patrick HEUZENROEDER	AUS	Griffin Core by Campos	Dallara 326		1:36.365	6 9	+0.232	173.8
7	9 Thomas STRAUVEN	BEL	Griffin Core by Campos	Dallara 326	R	1:36.371	6 9	+0.238	173.8
8	2 Kacper SZTUKA	POL	Tecnicar by Amtog	Dallara 326		1:36.416	6 9	+0.283	173.7
9	33 Rafael PERARD	FRA	Palou Motorsport	Dallara 326	R	1:36.488	8 9	+0.355	173.6
10	84 Genaro TRAPPA	ARG	Hitech	Dallara 326	R	1:36.538	5 9	+0.405	173.5
11	77 Bart HARRISON	GBR	Double R	Dallara 326	R	1:36.563	7 9	+0.430	173.5
12	27 Heitor DALL'AGNOL	BRA	Palou Motorsport	Dallara 326	R	1:36.579	7 9	+0.446	173.4
13	4 Ean EYCKMANS	BEL	MP Motorsport	Dallara 326	R	1:36.618	8 9	+0.485	173.4
14	39 Santino PANETTA	ARG	Hitech	Dallara 326	R	1:36.662	5 8	+0.529	173.3
15	37 Filippo FIORENTINO	BRA	Drivex	Dallara 326	R	1:36.671	4 8	+0.538	173.3
16	10 Enzo TARNVANICHKUL	THA	Griffin Core by Campos	Dallara 326		1:36.699	6 10	+0.566	173.2
17	44 Rayan CARETTI	FRA	GRS	Dallara 326	R	1:36.756	6 9	+0.623	173.1
18	12 Gianmarco PRADEL	AUS	MP Motorsport	Dallara 326		1:36.805	7 9	+0.672	173.0
19	26 Tommy HARFIELD	GBR	Double R	Dallara 326	R	1:36.852	10 11	+0.719	173.0
20	23 Stefan BOSTANDJIEV	BGR	Hitech	Dallara 326		1:36.914	6 8	+0.781	172.8
21	22 Casper STEVENSON	GBR	Tecnicar by Amtog	Dallara 326		1:37.042	5 9	+0.909	172.6
22	8 Alceu FELDMANN	BRA	MP Motorsport	Dallara 326		1:37.263	8 10	+1.130	172.2
23	91 Lorenzo CAMPOS	AGO	Double R	Dallara 326	R	1:37.409	5 9	+1.276	172.0
24	11 Luca VIISOREANU	ROU	TC Racing	Dallara 326	R	1:37.434	11 12	+1.301	171.9
25	16 Bianca BUSTAMANTE	PHL	Palou Motorsport	Dallara 326		1:37.572	7 9	+1.439	171.7
26	3 Edouard BORGNA	FRA	Drivex	Dallara 326		1:37.719	8 8	+1.586	171.4
27	70 Jakob BERGMEISTER	DEU	GRS	Dallara 326		1:37.814	6 9	+1.681	171.3
28	6 Stylianos KOLOVOS	GRC	Drivex	Dallara 326	R	1:37.863	6 8	+1.730	171.2
29	20 Benjamin BECKLEY	CRI	Tecnicar by Amtog	Dallara 326	R	1:38.031	5 10	+1.898	170.9
30	31 Renzo BARBUY	ARG	TC Racing	Dallara 326	R	1:38.178	5 10	+2.045	170.6

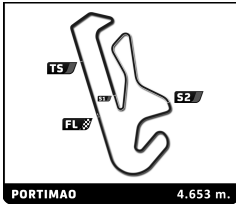
Fastest Lap: Lap 5 | Christopher EL FEGHALI | 1:36.133 | 174.2 Kph

Published at: 11:10

Track Status: **DRY**

 Mr. Pedro Vilches Chair of the Stewards	 Mr. Juan Font Steward	 Mrs. Paula Rodrigues Steward	Timekeeper: Alberto ESTÉBANEZ
--	------------------------------	-------------------------------------	---

EURO CUP 3







Eurocup3 ROUND 2 - PORTIMAO Qualifying 1

Final Classification by Class

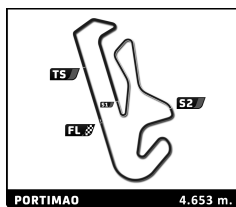
No	Driver	Nat	Team	Car	Time	Lap Total	Gap	Kph
R								
1	7 Chistopher EL FEGHALI	LBN	Drivex	Dallara 326	1:36.133	5 8		174.2
2	99 René LAMMERS	NLD	MP Motorsport	Dallara 326	1:36.270	8 10	+0.137 +0.137	174.0
3	41 Alex POWELL	USA	Griffin Core by Campos	Dallara 326	1:36.312	7 9	+0.179 +0.042	173.9
4	9 Thomas STRAUVEN	BEL	Griffin Core by Campos	Dallara 326	1:36.371	6 9	+0.238 +0.059	173.8
5	33 Rafael PERARD	FRA	Palou Motorsport	Dallara 326	1:36.488	8 9	+0.355 +0.117	173.6
6	84 Genaro TRAPPA	ARG	Hitech	Dallara 326	1:36.538	5 9	+0.405 +0.050	173.5
7	77 Bart HARRISON	GBR	Double R	Dallara 326	1:36.563	7 9	+0.430 +0.025	173.5
8	27 Heitor DALL'AGNOL	BRA	Palou Motorsport	Dallara 326	1:36.579	7 9	+0.446 +0.016	173.4
9	4 Ean EYCKMANS	BEL	MP Motorsport	Dallara 326	1:36.618	8 9	+0.485 +0.039	173.4
10	39 Santino PANETTA	ARG	Hitech	Dallara 326	1:36.662	5 8	+0.529 +0.044	173.3
11	37 Filippo FIORENTINO	BRA	Drivex	Dallara 326	1:36.671	4 8	+0.538 +0.009	173.3
12	44 Rayan CARETTI	FRA	GRS	Dallara 326	1:36.756	6 9	+0.623 +0.085	173.1
13	26 Tommy HARFIELD	GBR	Double R	Dallara 326	1:36.852	10 11	+0.719 +0.096	173.0
14	91 Lorenzo CAMPOS	AGO	Double R	Dallara 326	1:37.409	5 9	+1.276 +0.557	172.0
15	11 Luca VIISOREANU	ROU	TC Racing	Dallara 326	1:37.434	11 12	+1.301 +0.025	171.9
16	6 Stylianos KOLOVOS	GRC	Drivex	Dallara 326	1:37.863	6 8	+1.730 +0.429	171.2
17	20 Benjamin BECKLEY	CRI	Tecnicar by Amtog	Dallara 326	1:38.031	5 10	+1.898 +0.168	170.9
18	31 Renzo BARBUY	ARG	TC Racing	Dallara 326	1:38.178	5 10	+2.045 +0.147	170.6

Published at:11:10.....

Track Status: **DRY**

 Mr. Pedro Vilches Chair of the Stewards	 Mr. Juan Font Steward	 Mrs. Paula Rodrigues Steward	Timekeeper: Alberto ESTÉBANEZ	
---	---	--	---	---

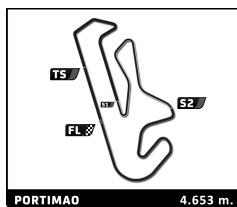
EURO CUP 3



Eurocup3 ROUND 2 - PORTIMAO Qualifying 1

Best Top Speed

No Driver	Team	Class	Top 1		Top 2		Top 3		Top 4		Top 5		Avg	
			Kph	Lap	Kph	Lap	Kph	Lap	Kph	Lap	Kph	Lap		
23	Stefan BOSTANDJIEV	Hitech	254.1	3	248.3	8	245.5	4	245.5	6	245.5	7	247,8	
3	Edouard BORGNA	Drivex	251.7	6	251.2	4	250.0	5	246.0	7	245.5	8	248,9	
11	Luca VIISOREANU	TC Racing	R	250.6	9	249.4	10	248.8	12	248.3	11	248.3	4	249,1
27	Heitor DALL'AGNOL	Palou Motorsport	R	250.6	8	248.3	4	248.3	6	248.3	7	247.7	5	248,6
77	Bart HARRISON	Double R	R	250.6	6	250.0	8	248.8	5	248.8	7	247.7	4	249,2
2	Kacper SZTUKA	Tecnicar by Amtog		250.0	7	249.4	6	248.8	3	248.3	8	247.1	4	248,7
33	Rafael PERARD	Palou Motorsport	R	250.0	6	249.4	5	249.4	7	248.3	4	248.3	8	249,1
22	Casper STEVENSON	Tecnicar by Amtog		249.4	7	247.7	6	247.1	4	246.6	5	245.5	8	247,3
6	Stylianios KOLOVOS	Drivex	R	248.8	6	247.7	4	247.7	5	247.7	7	244.3	8	247,2
39	Santino PANETTA	Hitech	R	248.8	4	248.8	5	248.3	6	248.3	7	246.6	8	248,2
48	James EGOZI	Palou Motorsport		248.8	5	248.3	7	248.3	8	247.7	6	247.1	4	248,0
84	Genaro TRAPPA	Hitech	R	248.8	3	247.7	5	247.7	6	247.1	9	246.6	4	247,6
91	Lorenzo CAMPOS	Double R	R	248.8	6	247.7	5	247.7	7	247.1	9	246.6	8	247,6
7	Chistopher EL FEGHALI	Drivex	R	248.3	6	245.5	7	244.9	5	244.9	8	243.2	4	245,4
16	Bianca BUSTAMANTE	Palou Motorsport		248.3	7	247.1	6	247.1	8	246.6	9	246.0	5	247,0
44	Rayan CARETTI	GRS	R	248.3	6	248.3	7	247.7	5	247.1	4	246.6	3	247,6
4	Ean EYCKMANS	MP Motorsport	R	247.7	4	247.1	7	246.6	8	246.6	9	244.9	5	246,6
8	Alceu FELDMANN	MP Motorsport		247.7	10	247.7	9	246.6	4	246.0	8	245.5	7	246,7
10	Enzo TARNVANICHKUL	Griffin Core by Campos		247.7	10	247.1	8	247.1	7	247.1	5	246.6	4	247,1
12	Gianmarco PRADEL	MP Motorsport		247.7	7	246.6	8	246.0	6	246.0	9	244.9	5	246,2
14	Keanu AL AZHARI	Hitech		247.7	6	247.7	7	247.1	8	246.6	5	246.0	4	247,0
37	Filippo FIORENTINO	Drivex	R	247.7	5	246.6	6	246.0	3	246.0	4	246.0	8	246,5
41	Alex POWELL	Griffin Core by Campos	R	247.7	7	247.7	8	247.1	4	247.1	6	246.0	5	247,1
70	Jakob BERGMEISTER	GRS		247.7	3	247.7	4	244.9	6	244.3	8	243.8	5	245,7
5	Patrick HEUZENROEDER	Griffin Core by Campos		247.1	7	246.6	6	246.6	8	245.5	4	245.5	9	246,3
9	Thomas STRAUVEN	Griffin Core by Campos	R	247.1	7	246.0	6	245.5	4	245.5	5	245.5	8	245,9
26	Tommy HARFIELD	Double R	R	247.1	5	246.6	11	246.6	6	246.0	10	246.0	9	246,5
31	Renzo BARBUY	TC Racing	R	247.1	9	246.6	7	246.0	10	246.0	8	245.5	4	246,2
20	Benjamin BECKLEY	Tecnicar by Amtog	R	246.0	5	245.5	6	243.8	9	243.8	8	243.2	7	244,5
99	René LAMMERS	MP Motorsport	R	245.5	9	245.5	7	245.5	6	244.9	8	244.3	10	245,1

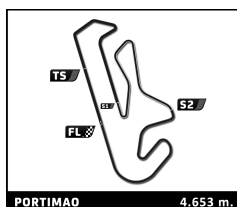


Eurocup3 ROUND 2 - PORTIMAO Qualifying 1

Best Sector Times

Sector 1			Sector 2			Sector 3			Ideal Lap	Best Lap
Pos	No Driver	Time	No Driver	Time	No Driver	Time	Pos	No Driver		
1	7 C.EL FEGHALI	30.537	41 A.POWELL	30.453	99 R.LAMMERS	35.004	1	7 C.EL FEGHALI	1:36.133	1:36.133 (1)
2	2 K.SZTUKA	30.572	48 J.EGOZI	30.461	33 R.PERARD	35.068	2	14 K.AL AZHARI	1:36.175	1:36.194 (2)
3	41 A.POWELL	30.578	7 C.EL FEGHALI	30.482	4 E.EYCKMANS	35.069	3	99 R.LAMMERS	1:36.209	1:36.270 (3)
4	14 K.AL AZHARI	30.581	14 K.AL AZHARI	30.505	14 K.AL AZHARI	35.089	4	33 R.PERARD	1:36.211	1:36.488 (9)
5	33 R.PERARD	30.585	99 R.LAMMERS	30.528	48 J.EGOZI	35.094	5	41 A.POWELL	1:36.212	1:36.312 (4)
6	77 B.HARRISON	30.593	9 T.STRAUVEN	30.533	7 C.EL FEGHALI	35.114	6	48 J.EGOZI	1:36.240	1:36.335 (5)
7	44 R.CARETTI	30.621	5 P.HEUZENROEDER	30.547	27 H.DALL'AGNOL	35.157	7	5 P.HEUZENROEDER	1:36.365	1:36.365 (6)
8	5 P.HEUZENROEDER	30.625	33 R.PERARD	30.558	41 A.POWELL	35.181	8	9 T.STRAUVEN	1:36.371	1:36.371 (7)
9	9 T.STRAUVEN	30.634	27 H.DALL'AGNOL	30.581	84 G.TRAPPA	35.188	9	2 K.SZTUKA	1:36.411	1:36.416 (8)
10	84 G.TRAPPA	30.667	12 G.PRADEL	30.582	5 P.HEUZENROEDER	35.193	10	27 H.DALL'AGNOL	1:36.446	1:36.579 (12)
11	99 R.LAMMERS	30.677	77 B.HARRISON	30.585	9 T.STRAUVEN	35.204	11	4 E.EYCKMANS	1:36.467	1:36.618 (13)
12	48 J.EGOZI	30.685	10 E.TARNVANICHKUL	30.589	39 S.PANETTA	35.208	12	84 G.TRAPPA	1:36.538	1:36.538 (10)
13	39 S.PANETTA	30.707	37 F.FIORENTINO	30.600	2 K.SZTUKA	35.229	13	10 E.TARNVANICHKUL	1:36.551	1:36.699 (16)
14	10 E.TARNVANICHKUL	30.707	26 T.HARFIELD	30.604	23 S.BOSTANDJIEV	35.248	14	77 B.HARRISON	1:36.563	1:36.563 (11)
15	27 H.DALL'AGNOL	30.708	2 K.SZTUKA	30.610	10 E.TARNVANICHKUL	35.255	15	39 S.PANETTA	1:36.639	1:36.662 (14)
16	4 E.EYCKMANS	30.723	4 E.EYCKMANS	30.675	44 R.CARETTI	35.255	16	37 F.FIORENTINO	1:36.652	1:36.671 (15)
17	37 F.FIORENTINO	30.762	84 G.TRAPPA	30.683	12 G.PRADEL	35.273	17	12 G.PRADEL	1:36.705	1:36.805 (18)
18	26 T.HARFIELD	30.790	39 S.PANETTA	30.724	37 F.FIORENTINO	35.290	18	44 R.CARETTI	1:36.736	1:36.756 (17)
19	11 L.VIISOREANU	30.807	23 S.BOSTANDJIEV	30.736	26 T.HARFIELD	35.361	19	26 T.HARFIELD	1:36.755	1:36.852 (19)
20	23 S.BOSTANDJIEV	30.821	22 C.STEVENSON	30.786	77 B.HARRISON	35.385	20	23 S.BOSTANDJIEV	1:36.805	1:36.914 (20)
21	8 A.FELDMANN	30.829	44 R.CARETTI	30.860	22 C.STEVENSON	35.393	21	22 C.STEVENSON	1:37.012	1:37.042 (21)
22	22 C.STEVENSON	30.833	91 L.CAMPOS	30.868	16 B.BUSTAMANTE	35.396	22	11 L.VIISOREANU	1:37.095	1:37.434 (24)
23	12 G.PRADEL	30.850	11 L.VIISOREANU	30.872	11 L.VIISOREANU	35.416	23	8 A.FELDMANN	1:37.175	1:37.263 (22)
24	3 E.BORGNA	30.876	8 A.FELDMANN	30.890	8 A.FELDMANN	35.456	24	91 L.CAMPOS	1:37.270	1:37.409 (23)
25	6 S.KOLOVOS	30.879	70 J.BERGMEISTER	30.960	91 L.CAMPOS	35.464	25	3 E.BORGNA	1:37.378	1:37.719 (26)
26	91 L.CAMPOS	30.938	3 E.BORGNA	30.965	20 B.BECKLEY	35.502	26	16 B.BUSTAMANTE	1:37.388	1:37.572 (25)
27	16 B.BUSTAMANTE	31.008	20 B.BECKLEY	30.969	3 E.BORGNA	35.537	27	70 J.BERGMEISTER	1:37.579	1:37.814 (27)
28	70 J.BERGMEISTER	31.042	16 B.BUSTAMANTE	30.984	31 R.BARBUI	35.577	28	20 B.BECKLEY	1:37.695	1:38.031 (29)
29	31 R.BARBUI	31.136	31 R.BARBUI	31.215	70 J.BERGMEISTER	35.577	29	6 S.KOLOVOS	1:37.835	1:37.863 (28)
30	20 B.BECKLEY	31.224	6 S.KOLOVOS	31.289	6 S.KOLOVOS	35.667	30	31 R.BARBUI	1:37.928	1:38.178 (30)

EURO CUP 3

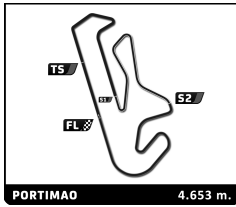


Eurocup3 ROUND 2 - PORTIMAO Qualifying 1

Fastest Lap Sequence

Elapsed	No	Driver	Team	Car	Class	Time	Kph	Lap
3:47.419	8	Alceu FELDMANN	MP Motorsport	Dallara 326		1:46.255	157.6	2
3:49.042	11	Luca VIISOREANU	TC Racing	Dallara 326	R	1:43.931	161.2	2
5:25.713	8	Alceu FELDMANN	MP Motorsport	Dallara 326		1:38.294	170.4	3
7:06.625	11	Luca VIISOREANU	TC Racing	Dallara 326	R	1:38.117	170.7	4
12:09.080	16	Bianca BUSTAMANTE	Palou Motorsport	Dallara 326		1:38.078	170.8	4
12:40.215	20	Benjamin BECKLEY	Tecnicar by Amtog	Dallara 326	R	1:38.031	170.9	5
12:47.931	14	Keanu AL AZHARI	Hitech	Dallara 326		1:36.670	173.3	4
13:19.177	48	James EGOZI	Palou Motorsport	Dallara 326		1:36.471	173.6	4
14:24.158	14	Keanu AL AZHARI	Hitech	Dallara 326		1:36.227	174.1	5
15:58.477	7	Christopher EL FEGHALI	Drivex	Dallara 326	R	1:36.133	174.2	5

EURO CUP 3



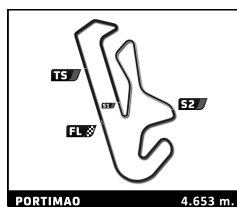
Eurocup3 ROUND 2 - PORTIMAO Qualifying 1

Sector Analysis

Lap under Red Flag — Invalidated Lap ■ Personal Best ■ Session Best B Crossing the pit lane

Lap	Time	Sector 1	Sector 2	Sector 3	Kph	Elapsed	Lap	Time	Sector 1	Sector 2	Sector 3	Kph	Elapsed			
2	Kacper SZTUKA POL							8	1:38.324	31.151	31.289	35.884	170.4	10:20:04.974		
	Tecnicar by Amtog Dallara 326							7	Christopher EL FEGHALI LBN							
1	7:14.455	B	5:41.620	39.452	53.383	38.6	10:07:14.455	1	8:58.608	B	7:29.050	41.244	48.314	31.1	10:08:58.608	
2	2:17.831		1:05.226	34.831	37.774	121.5	10:09:32.286	2	2:08.971		1:00.493	32.326	36.152	129.9	10:11:07.579	
3	1:54.801		33.137	34.023	47.641	145.9	10:11:27.087	3	1:38.276		31.837	31.128	35.311	170.4	10:12:45.855	
4	1:37.277		31.030	30.937	35.310	172.2	10:13:04.364	4	1:36.489		30.654	30.583	35.252	173.6	10:14:22.344	
5	1:36.651		30.744	30.678	35.229	173.3	10:14:41.015	5	1:36.133		30.537	30.482	35.114	174.2	10:15:58.477	
6	1:36.416		30.572	30.610	35.234	173.7	10:16:17.431	6	1:43.136		30.655	31.040	41.441	162.4	10:17:41.613	
7	1:41.570		32.184	33.338	36.048	164.9	10:17:59.001	7	1:37.740		30.726	30.692	36.322	171.4	10:19:19.353	
8	1:36.858		30.815	30.665	35.378	172.9	10:19:35.859	8	1:57.054	B	30.738	30.732	55.584	143.1	10:21:16.407	
9	1:49.291	B	30.848	30.990	47.453	153.3	10:21:25.150									
3	Edouard BORGNA FRA							8	Alceu FELDMANN BRA							
	Drivex Dallara 326							1	2:01.164	45.060	37.097	39.007	138.2	10:02:01.164		
1	7:59.466		6:39.450	39.760	40.256	34.9	10:07:59.466	2	1:46.255		35.458	34.177	36.620	157.6	10:03:47.419	
2	1:54.309		35.812	39.928	38.569	146.5	10:09:53.775	3	1:38.294		31.533	31.305	35.456	170.4	10:05:25.713	
3	1:52.820		34.687	37.010	41.123	148.5	10:11:46.595	4	1:49.595	B	30.829	32.361	46.405	152.8	10:07:15.308	
4	1:38.487		31.392	31.376	35.719	170.1	10:13:25.082	5	4:34.524		3:17.056	35.627	41.841	61.0	10:11:49.832	
5	1:37.927		30.876	31.341	35.710	171.1	10:15:03.009	6	1:44.225		35.183	33.208	35.834	160.7	10:13:34.057	
6	1:43.592		31.013	33.882	38.697	161.7	10:16:46.601	7	1:38.579		31.247	31.263	36.069	169.9	10:15:12.636	
7	1:37.898		31.202	31.159	35.537	171.1	10:18:24.499	8	1:37.263		30.886	30.890	35.487	172.2	10:16:49.899	
8	1:37.719		31.143	30.965	35.611	171.4	10:20:02.218	9	1:42.363		31.128	33.436	37.799	163.6	10:18:32.262	
4	Ean EYCKMANS BEL							10	1:37.559	30.907	31.172	35.480	171.7	10:20:09.821		
	MP Motorsport Dallara 326							9	Thomas STRAUVEN BEL							
1	2:17.452		57.019	39.889	40.544	121.9	10:02:17.452		1	7:10.518	B	5:44.723	36.787	49.008	38.9	10:07:10.518
2	1:59.948	B	35.334	35.192	49.422	139.7	10:04:17.400	2	2:18.157		1:03.516	35.843	38.798	121.2	10:09:28.675	
3	5:43.334		4:26.789	36.534	40.011	48.8	10:10:00.734	3	1:50.892		35.167	33.313	42.412	151.1	10:11:19.567	
4	2:00.672		34.939	42.591	43.142	138.8	10:12:01.406	4	1:36.930		31.057	30.548	35.325	172.8	10:12:56.497	
5	1:40.077		31.398	32.684	35.995	167.4	10:13:41.483	5	1:36.894		30.843	30.813	35.238	172.9	10:14:33.391	
6	1:36.641		30.853	30.675	35.113	173.3	10:15:18.124	6	1:36.371		30.634	30.533	35.204	173.8	10:16:09.762	
7	1:36.306		30.532	30.705	35.069	173.9	10:16:54.430	7	1:41.213		31.184	31.989	38.040	165.5	10:17:50.975	
8	1:36.618		30.723	30.710	35.185	173.4	10:18:31.048	8	1:37.509		30.930	31.071	35.508	171.8	10:19:28.484	
9	1:46.857	B	30.837	33.157	42.863	156.8	10:20:17.905	9	1:50.018	B	30.756	30.807	48.455	152.3	10:21:18.502	
5	Patrick HEUZENROEDER AUS							10	Enzo TARNVANICHKUL THA							
	Griffin Core by Campos Dallara 326							1	2:16.377	B	50.396	38.014	47.967	122.8	10:02:16.377	
1	7:12.358	B	5:46.751	37.021	48.586	38.7	10:07:12.358	2	4:56.799	B	3:31.255	36.907	48.637	56.4	10:07:13.176	
2	2:17.377		1:04.206	34.630	38.541	121.9	10:09:29.735	3	2:21.313		1:03.658	34.853	42.802	118.5	10:09:34.489	
3	1:51.933		35.536	32.937	43.460	149.7	10:11:21.668	4	1:54.274		33.097	33.405	47.772	146.6	10:11:28.763	
4	1:37.369		31.176	30.750	35.443	172.0	10:12:59.037	5	1:38.447		31.237	30.982	36.228	170.2	10:13:07.210	
5	1:36.542		30.684	30.598	35.260	173.5	10:14:35.579	6	1:36.699		30.751	30.589	35.359	173.2	10:14:43.909	
6	1:36.365		30.625	30.547	35.193	173.8	10:16:11.944	7	1:36.812		30.707	30.762	35.343	173.0	10:16:20.721	
7	1:40.979		30.669	34.260	36.050	165.9	10:17:52.923	8	1:36.720		30.739	30.726	35.255	173.2	10:17:57.441	
8	1:37.635		30.801	30.760	36.074	171.6	10:19:30.558	9	1:40.317		30.831	31.162	38.324	167.0	10:19:37.758	
9	1:51.927	B	30.843	31.882	49.202	149.7	10:21:22.485	10	1:37.267		30.877	30.970	35.420	172.2	10:21:15.025	
6	Stylios KOLOVOS GRC							11	Luca VIISOREANU ROU							
	Drivex Dallara 326							1	2:05.111		49.652	36.969	38.490	133.9	10:02:05.111	
1	8:00.435		6:36.984	37.654	45.797	34.9	10:08:00.435	2	1:43.931		33.505	33.209	37.217	161.2	10:03:49.042	
2	1:54.219		39.264	35.971	38.984	146.7	10:09:54.654	3	1:39.466		31.968	31.641	35.857	168.4	10:05:28.508	
3	1:52.679		34.338	36.068	42.273	148.7	10:11:47.333	4	1:38.117		30.807	31.120	36.190	170.7	10:07:06.625	
4	1:38.663		31.233	31.668	35.762	169.8	10:13:25.996									
5	1:37.974		30.946	31.361	35.667	171.0	10:15:03.970									
6	1:37.863		30.879	31.310	35.674	171.2	10:16:41.833									
7	1:44.817		30.978	34.402	39.437	159.8	10:18:26.650									

EURO CUP 3



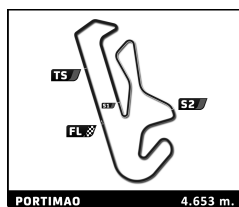
Eurocup3 ROUND 2 - PORTIMAO Qualifying 1

Sector Analysis

Lap under Red Flag — Invalidated Lap ■ Personal Best ■ Session Best B Crossing the pit lane

Lap	Time	Sector 1	Sector 2	Sector 3	Kph	Elapsed	Lap	Time	Sector 1	Sector 2	Sector 3	Kph	Elapsed
12 Gianmarco PRADEL AUS MP Motorsport Dallara 326													
1	2:27.248	57.043	43.982	46.223	113.8	10:02:27.248							
2	2:08.568B	38.104	39.355	51.109	130.3	10:04:35.816							
3	5:23.615	4:05.650	37.966	39.999	51.8	10:09:59.431							
4	2:05.490	37.895	43.056	44.539	133.5	10:12:04.921							
5	1:38.842	31.930	31.242	35.670	169.5	10:13:43.763							
6	1:36.835	30.877	30.671	35.287	173.0	10:15:20.598							
7	1:36.805	30.856	30.676	35.273	173.0	10:16:57.403							
8	1:36.877	30.919	30.582	35.376	172.9	10:18:34.280							
9	1:36.904	30.850	30.616	35.438	172.9	10:20:11.184							
14 Keanu AL AZHARI ARE Hitech Dallara 326													
1	7:43.286	6:24.672	38.861	39.753	36.2	10:07:43.286							
2	1:45.913	34.384	33.981	37.548	158.2	10:09:29.199							
3	1:42.062	34.315	31.827	35.920	164.1	10:11:11.261							
4	1:36.670	30.826	30.733	35.111	173.3	10:12:47.931							
5	1:36.227	30.614	30.505	35.108	174.1	10:14:24.158							
6	1:36.194	30.581	30.524	35.089	174.1	10:16:00.352							
7	1:36.583	30.641	30.536	35.406	173.4	10:17:36.935							
8	1:50.614B	30.902	35.598	44.114	151.4	10:19:27.549							
16 Bianca BUSTAMANTE PHL Palou Motorsport Dallara 326													
1	6:56.093	5:35.386	39.481	41.226	40.3	10:06:56.093							
2	1:49.942	36.203	34.738	39.001	152.4	10:08:46.035							
3	1:44.967	35.343	33.453	36.171	159.6	10:10:31.002							
4	1:38.078	31.498	31.184	35.396	170.8	10:12:09.080							
5	1:47.406	32.966	36.112	38.328	156.0	10:13:56.486							
6	1:40.215	33.204	31.336	35.675	167.1	10:15:36.701							
7	1:37.572	31.008	31.019	35.545	171.7	10:17:14.273							
8	1:39.840	31.481	31.523	36.836	167.8	10:18:54.113							
9	1:37.758	31.047	30.984	35.727	171.3	10:20:31.871							
20 Benjamin BECKLEY CRI Tecnicar by Amtog Dallara 326													
1	5:54.139	4:31.635	43.329	39.175	47.3	10:05:54.139							
2	1:46.594	34.881	32.967	38.746	157.1	10:07:40.733							
3	1:41.132	32.821	32.203	36.108	165.6	10:09:21.865							
4	1:40.319	31.507	33.172	35.640	167.0	10:11:02.184							
5	1:38.031	31.314	31.215	35.502	170.9	10:12:40.215							
6	1:38.110	31.302	30.969	35.839	170.7	10:14:18.325							
7	1:38.149	31.224	31.121	35.804	170.7	10:15:56.474							
8	1:38.287	31.295	31.261	35.731	170.4	10:17:34.761							
9	1:38.419	31.403	31.173	35.843	170.2	10:19:13.180							
10	1:38.124	31.272	31.163	35.689	170.7	10:20:51.304							
22 Casper STEVENSON GBR Tecnicar by Amtog Dallara 326													
1	7:09.995	5:49.911	36.968	43.116	39.0	10:07:09.995							
2	1:47.205	35.753	33.977	37.475	156.3	10:08:57.200							
3	1:46.347	32.946	33.653	39.748	157.5	10:10:43.547							
4	1:39.728	31.023	31.106	37.599	168.0	10:12:23.275							
5	1:37.042	30.863	30.786	35.393	172.6	10:14:00.317							
6	1:37.235	30.833	30.817	35.585	172.3	10:15:37.552							
7	1:41.944	31.961	33.004	36.979	164.3	10:17:19.496							
8	1:37.693	31.229	30.858	35.606	171.5	10:18:57.189							
9	1:48.647B	31.063	30.987	46.597	154.2	10:20:45.836							
23 Stefan BOSTANDJIEV BGR Hitech Dallara 326													
1	7:46.356	6:28.245	37.838	40.273	35.9	10:07:46.356							
2	1:46.164	33.823	34.658	37.683	157.8	10:09:32.520							
3	1:52.132	33.237	32.824	46.071	149.4	10:11:24.652							
4	1:38.120	31.215	31.375	35.530	170.7	10:13:02.772							
5	1:37.048	30.954	30.846	35.248	172.6	10:14:39.820							
6	1:36.914	30.821	30.771	35.322	172.8	10:16:16.734							
7	1:37.034	30.870	30.736	35.428	172.6	10:17:53.768							
8	1:54.985B	32.441	35.888	46.656	145.7	10:19:48.753							
26 Tommy HARFIELD GBR Double R Dallara 326													
1	2:45.094	1:29.022	36.821	39.251	101.5	10:02:45.094							
2	1:44.232	33.476	33.071	37.685	160.7	10:04:29.326							
3	1:39.881	31.988	31.728	36.165	167.7	10:06:09.207							
4	1:40.509	33.317	31.376	35.816	166.7	10:07:49.716							
5	1:49.867	31.565	32.967	45.335	152.5	10:09:39.583							
6	1:59.385	33.533	37.888	47.964	140.3	10:11:38.968							
7	1:38.028	31.186	31.147	35.695	170.9	10:13:16.996							
8	1:37.182	30.977	30.733	35.472	172.4	10:14:54.178							
9	1:36.969	30.790	30.715	35.464	172.7	10:16:31.147							
10	1:36.852	30.887	30.604	35.361	173.0	10:18:07.999							
11	1:45.453B	31.228	31.027	43.198	158.8	10:19:53.452							
27 Heitor DALL'AGNOL BRA Palou Motorsport Dallara 326													
1	8:07.821	6:48.817	38.436	40.568	34.3	10:08:07.821							
2	1:46.164	35.224	32.940	38.000	157.8	10:09:53.985							
3	1:52.278	34.461	35.831	41.986	149.2	10:11:46.263							
4	1:38.310	30.903	30.819	36.588	170.4	10:13:24.573							
5	1:36.715	30.708	30.690	35.317	173.2	10:15:01.288							
6	1:37.497	30.771	31.273	35.453	171.8	10:16:38.785							
7	1:36.579	30.769	30.581	35.229	173.4	10:18:15.364							
8	1:37.680	30.792	30.680	36.208	171.5	10:19:53.044							
9	1:36.709	30.759	30.793	35.157	173.2	10:21:29.753							
31 Renzo BARBUY ARG TC Racing Dallara 326													
1	5:55.460	4:35.256	40.530	39.674	47.1	10:05:55.460							
2	1:46.352	34.103	33.014	39.235	157.5	10:07:41.812							
3	1:41.087	32.595	32.319	36.173	165.7	10:09:22.899							
4	1:38.314	31.287	31.450	35.577	170.4	10:11:01.213							
5	1:38.178	31.233	31.215	35.730	170.6	10:12:39.391							

EURO CUP 3



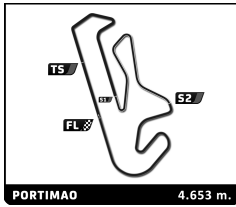
Eurocup3 ROUND 2 - PORTIMAO Qualifying 1

Sector Analysis

Lap under Red Flag — Invalidated Lap ■ Personal Best ■ Session Best B Crossing the pit lane

Lap	Time	Sector 1	Sector 2	Sector 3	Kph	Elapsed	Lap	Time	Sector 1	Sector 2	Sector 3	Kph	Elapsed
6	1:39.925	32.849	31.273	35.803	167.6	10:14:19.316	4	1:38.064	31.178	31.404	35.482	170.8	10:13:09.501
7	1:38.263	31.136	31.375	35.752	170.5	10:15:57.579	5	1:37.060	30.702	31.103	35.255	172.6	10:14:46.561
8	1:40.207	31.137	31.933	37.137	167.2	10:17:37.786	6	1:36.756	30.621	30.860	35.275	173.1	10:16:23.317
9	1:42.980	31.327	32.974	38.679	162.7	10:19:20.766	7	1:40.112	30.694	33.005	36.413	167.3	10:18:03.429
10	1:49.185B	31.344	31.443	46.398	153.4	10:21:09.951	8	1:39.145	31.180	31.596	36.369	169.0	10:19:42.574
33 Rafael PERARD FRA Palou Motorsport Dallara 326							48 James EGOZI USA Palou Motorsport Dallara 326						
1	8:05.889	6:47.358	37.412	41.119	34.5	10:08:05.889	1	8:02.767	6:45.521	36.537	40.709	34.7	10:08:02.767
2	1:47.548	34.746	33.639	39.163	155.8	10:09:53.437	2	1:48.995	36.247	34.268	38.480	153.7	10:09:51.762
3	1:51.317	34.100	34.012	43.205	150.5	10:11:44.754	3	1:50.944	34.775	34.509	41.660	151.0	10:11:42.706
4	1:37.140	30.929	30.874	35.337	172.4	10:13:21.894	4	1:36.471	30.809	30.568	35.094	173.6	10:13:19.177
5	1:36.525	30.818	30.558	35.149	173.5	10:14:58.419	5	1:37.988	30.745	31.275	35.968	170.9	10:14:57.165
6	1:37.280	30.748	30.863	35.669	172.2	10:16:35.699	6	1:36.335	30.685	30.536	35.114	173.9	10:16:33.500
7	1:36.415	30.585	30.762	35.068	173.7	10:18:12.114	7	1:41.196	30.929	34.565	35.702	165.5	10:18:14.696
8	1:36.488	30.782	30.561	35.145	173.6	10:19:48.602	8	1:36.462	30.821	30.528	35.113	173.7	10:19:51.158
9	1:36.599	30.692	30.663	35.244	173.4	10:21:25.201	9	1:36.343	30.686	30.461	35.196	173.9	10:21:27.501
37 Filippo FIORENTINO BRA Drivex Dallara 326							70 Jakob BERGMEISTER DEU GRS Dallara 326						
1	8:53.813	7:32.191	40.624	40.998	31.4	10:08:53.813	1	7:47.641	6:32.576	34.990	40.075	35.8	10:07:47.641
2	1:46.271	35.205	33.307	37.759	157.6	10:10:40.084	2	1:48.263	34.220	34.961	39.082	154.7	10:09:35.904
3	1:39.851	31.019	31.719	37.113	167.8	10:12:19.935	3	1:58.530	33.421	34.750	50.359	141.3	10:11:34.434
4	1:36.671	30.762	30.619	35.290	173.3	10:13:56.606	4	1:38.405	31.424	31.360	35.621	170.2	10:13:12.839
5	1:37.143	31.182	30.600	35.361	172.4	10:15:33.749	5	1:37.816	31.165	30.960	35.691	171.2	10:14:50.655
6	1:36.900	30.848	30.636	35.416	172.9	10:17:10.649	6	1:37.814	31.110	31.031	35.673	171.3	10:16:28.469
7	1:40.975	30.895	33.588	36.492	165.9	10:18:51.624	7	1:37.845	31.042	31.226	35.577	171.2	10:18:06.314
8	1:47.783B	30.929	30.689	46.165	155.4	10:20:39.407	8	1:38.421	31.182	31.279	35.960	170.2	10:19:44.735
9	1:47.783B	30.929	30.689	46.165	155.4	10:20:39.407	9	1:47.185B	31.209	31.495	44.481	156.3	10:21:31.920
39 Santino PANETTA ARG Hitech Dallara 326							77 Bart HARRISON GBR Double R Dallara 326						
1	7:44.217	6:25.426	39.302	39.489	36.1	10:07:44.217	1	7:09.803	5:52.360	37.376	40.067	39.0	10:07:09.803
2	1:45.622	34.388	33.776	37.458	158.6	10:09:29.839	2	1:45.408	33.840	34.137	37.431	158.9	10:08:55.211
3	1:44.705	34.204	32.268	38.233	160.0	10:11:14.544	3	1:46.213	34.211	33.536	38.466	157.7	10:10:41.424
4	1:37.578	31.078	31.075	35.425	171.7	10:12:52.122	4	1:39.725	30.890	30.999	37.836	168.0	10:12:21.149
5	1:36.662	30.707	30.747	35.208	173.3	10:14:28.784	5	1:36.863	30.727	30.697	35.439	172.9	10:13:58.012
6	1:36.713	30.776	30.724	35.213	173.2	10:16:05.497	6	1:36.798	30.701	30.652	35.445	173.0	10:15:34.810
7	1:43.617	31.428	34.334	37.855	161.7	10:17:49.114	7	1:36.563	30.593	30.585	35.385	173.5	10:17:11.373
8	1:46.674B	30.954	31.005	44.715	157.0	10:19:35.788	8	1:38.904	30.749	31.739	36.416	169.4	10:18:50.277
9	1:46.674B	30.954	31.005	44.715	157.0	10:19:35.788	9	1:50.599B	30.843	30.830	48.926	151.5	10:20:40.876
41 Alex POWELL USA Griffin Core by Campos Dallara 326							84 Genaro TRAPPA ARG Hitech Dallara 326						
1	7:08.856B	5:43.622	37.273	47.961	39.1	10:07:08.856	1	7:45.836	6:27.374	38.182	40.280	36.0	10:07:45.836
2	2:19.336	1:03.949	36.383	39.004	120.2	10:09:28.192	2	1:45.296	33.758	34.063	37.475	159.1	10:09:31.132
3	1:44.731	35.142	32.669	36.920	159.9	10:11:12.923	3	1:45.253	33.650	32.434	39.169	159.1	10:11:16.385
4	1:37.289	31.050	30.927	35.312	172.2	10:12:50.212	4	1:36.874	30.906	30.760	35.208	172.9	10:12:53.259
5	1:36.335	30.595	30.559	35.181	173.9	10:14:26.547	5	1:36.538	30.667	30.683	35.188	173.5	10:14:29.797
6	1:36.337	30.644	30.453	35.240	173.9	10:16:02.884	6	1:38.050	30.905	31.327	35.818	170.8	10:16:07.847
7	1:36.312	30.598	30.482	35.232	173.9	10:17:39.196	7	1:37.154	30.758	30.929	35.467	172.4	10:17:45.001
8	1:38.082	30.578	31.954	35.550	170.8	10:19:17.278	8	1:37.045	30.934	30.781	35.330	172.6	10:19:22.046
9	1:56.165B	30.798	34.091	51.276	144.2	10:21:13.443	9	1:58.570B	30.802	34.756	53.012	141.3	10:21:20.616
44 Rayan CARETTI FRA GRS Dallara 326							91 Lorenzo CAMPOS AGO Double R Dallara 326						
1	7:47.027	6:29.673	37.235	40.119	35.9	10:07:47.027	1	7:47.027	6:29.673	37.235	40.119	35.9	10:07:47.027
2	1:48.324	34.059	35.111	39.154	154.6	10:09:35.351	2	1:48.324	34.059	35.111	39.154	154.6	10:09:35.351
3	1:56.086	33.075	34.453	48.558	144.3	10:11:31.437	3	1:56.086	33.075	34.453	48.558	144.3	10:11:31.437

EURO CUP 3



Eurocup3 ROUND 2 - PORTIMAO Qualifying 1

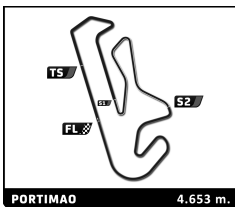
Sector Analysis

Lap under Red Flag — Invalidated Lap ■ Personal Best ■ Session Best **B** Crossing the pit lane

Lap	Time	Sector 1	Sector 2	Sector 3	Kph	Elapsed	Lap	Time	Sector 1	Sector 2	Sector 3	Kph	Elapsed
1	7:17.278	5:52.873	37.320	47.085	38.3	10:07:17.278							
2	1:45.779	34.921	33.291	37.567	158.4	10:09:03.057							
3	1:43.056	33.747	32.307	37.002	162.5	10:10:46.113							
4	1:38.393	31.307	31.208	35.878	170.2	10:12:24.506							
5	1:37.409	30.938	31.007	35.464	172.0	10:14:01.915							
6	1:37.657	30.803	31.026	35.828	171.5	10:15:39.572							
7	1:37.443	31.013	30.868	35.562	171.9	10:17:17.015							
8	1:41.191	31.135	33.905	36.151	165.5	10:18:58.206							
9	1:38.026	31.030	31.143	35.853	170.9	10:20:36.232							

99	René LAMMERS	NLD				
	MP Motorsport	Dallara 326				
1	2:09.019	49.010	38.888	41.121	129.8	10:02:09.019
2	2:01.324 B	35.874	35.683	49.767	138.1	10:04:10.343
3	4:41.779	3:19.715	41.567	40.497	59.4	10:08:52.122
4	1:46.056	35.390	32.804	37.862	157.9	10:10:38.178
5	1:39.918	31.333	31.423	37.162	167.6	10:12:18.096
6	1:37.104	31.033	30.715	35.356	172.5	10:13:55.200
7	1:36.545	30.764	30.583	35.198	173.5	10:15:31.745
8	1:36.270	30.738	30.528	35.004	174.0	10:17:08.015
9	1:36.284	30.677	30.564	35.043	174.0	10:18:44.299
10	1:50.393 B	30.723	33.420	46.250	151.7	10:20:34.692

EURO CUP 3

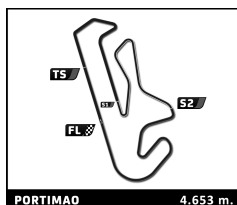


Eurocup3 ROUND 2 - PORTIMAO Qualifying 1

Flag Analysis

Flag	Time
GREEN FLAG	10:00:00.000
CHEQUERED FLAG	10:20:00.000

EURO CUP 3

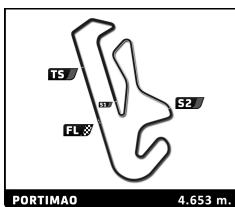


Eurocup3 ROUND 2 - PORTIMAO Qualifying 1

Track Limits Analysis

No	Driver	Team	T.L. Nr	Camera	Lap	Time	
3	Edouard BORGNA	Drivex	1	Turn 1	6	10:15:14.801	
3	Edouard BORGNA	Drivex	2	Turn 5	6	10:15:39.770	
						Total Infractions:	1
4	Ean EYCKMANS	MP Motorsport	1	Turn 1	7	10:15:29.883	
4	Ean EYCKMANS	MP Motorsport	2	Turn 1	9	10:18:42.671	
						Total Infractions:	2
5	Patrick HEUZENROEDER	Griffin Core by Campos	1	Turn 1	8	10:18:04.599	
						Total Infractions:	1
6	Stylianios KOLOVOS	Drivex	1	Turn 1	4	10:11:59.207	
6	Stylianios KOLOVOS	Drivex	2	Turn 1	7	10:16:53.625	
						Total Infractions:	2
7	Christopher EL FEGHALI	Drivex	1	Turn 1	8	10:19:31.219	
						Total Infractions:	1
8	Alceu FELDMANN	MP Motorsport	1	Turn 1	9	10:17:01.605	
						Total Infractions:	1
9	Thomas STRAUVEN	Griffin Core by Campos	1	Turn 1	4	10:11:31.399	
9	Thomas STRAUVEN	Griffin Core by Campos	2	Turn 1	8	10:18:02.534	
9	Thomas STRAUVEN	Griffin Core by Campos	3	Turn 1	9	10:19:40.423	
						Total Infractions:	3
10	Enzo TARNVANICHKUL	Griffin Core by Campos	1	Turn 1	9	10:18:09.065	
						Total Infractions:	1
11	Luca VIISOREANU	TC Racing	1	Turn 5	10	10:17:16.701	
						Total Infractions:	1
12	Gianmarco PRADEL	MP Motorsport	1	Turn 1	5	10:12:16.550	
12	Gianmarco PRADEL	MP Motorsport	2	Turn 1	6	10:13:55.615	
						Total Infractions:	2
16	Bianca BUSTAMANTE	Palou Motorsport	1	Turn 1	5	10:12:20.420	
16	Bianca BUSTAMANTE	Palou Motorsport	2	Turn 1	6	10:14:08.123	
16	Bianca BUSTAMANTE	Palou Motorsport	3	Turn 1	8	10:17:26.031	
						Total Infractions:	3
20	Benjamin BECKLEY	Tecnicar by Amtog	1	Turn 1	4	10:09:33.891	
20	Benjamin BECKLEY	Tecnicar by Amtog	2	Turn 1	9	10:17:46.879	
						Total Infractions:	2
23	Stefan BOSTANDJIEV	Hitech	1	Turn 1	8	10:18:04.599	
						Total Infractions:	1
26	Tommy HARFIELD	Double R	1	Turn 1	11	10:18:19.684	
						Total Infractions:	1
27	Heitor DALL'AGNOL	Palou Motorsport	1	Turn 1	6	10:15:12.964	
						Total Infractions:	1
31	Renzo BARBUY	TC Racing	1	Turn 1	6	10:12:51.153	
31	Renzo BARBUY	TC Racing	2	Turn 1	9	10:17:48.820	
						Total Infractions:	2
33	Rafael PERARD	Palou Motorsport	1	Turn 1	6	10:15:09.962	
33	Rafael PERARD	Palou Motorsport	2	Turn 5	7	10:17:11.761	
						Total Infractions:	2
39	Santino PANETTA	Hitech	1	Turn 1	7	10:16:17.028	

EURO CUP 3



Eurocup3 ROUND 2 - PORTIMAO Qualifying 1

Track Limits Analysis

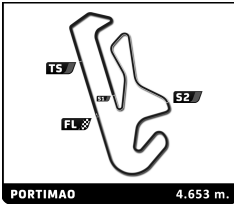
No	Driver	Team	T.L. Nr	Camera	Lap	Time	
							Total Infractions: <input type="text" value="1"/>
44	Rayan CARETTI	GRS	1	Turn 1	7	10:16:34.944	
44	Rayan CARETTI	GRS	2	Turn 1	8	10:18:15.080	
							Total Infractions: <input type="text" value="2"/>
48	James EGOZI	Palou Motorsport	1	Turn 1	5	10:13:30.895	
48	James EGOZI	Palou Motorsport	2	Turn 1	7	10:16:45.015	
							Total Infractions: <input type="text" value="2"/>
70	Jakob BERGMEISTER	GRS	1	Turn 5	7	10:17:05.049	
							Total Infractions: <input type="text" value="1"/>
91	Lorenzo CAMPOS	Double R	1	Turn 1	6	10:14:13.607	
							Total Infractions: <input type="text" value="1"/>

TOTAL TRACK LIMITS: 35

Published at:10:20.....

Track Limits Operator:
Daphne FERNÁNDEZ
OD-1537-ESP-CAT

EURO CUP 3




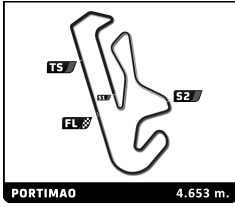
Eurocup3 ROUND 2 - PORTIMAO Qualifying 1

Provisional Race Director Report

Hour	Flag	Message
09:47:13		E3 Q1 - PIT LANE WILL BE OPEN AT 10:00
09:58:00		FAST LANE OPEN
10:00:00		PIT LANE OPEN
10:20:02		CHEQUERED FLAG
10:21:39		CARS & DRIVERS #7 #14 #99 #48 PROCEED TO THE SCRUTINEERING BAY IMMEDIATELY AFTER SESSION
10:21:52		DRIVERS #22 #99 #70 PLEASE PROCEED TO SCRUTINEERING BAY FOR EQUIPMENT CHECKS AFTER SESSION

Published at: ...10:20.....

Race Director: Luis GONZÁLEZ 	Timekeeper: Alberto ESTÉBANEZ 
---	--


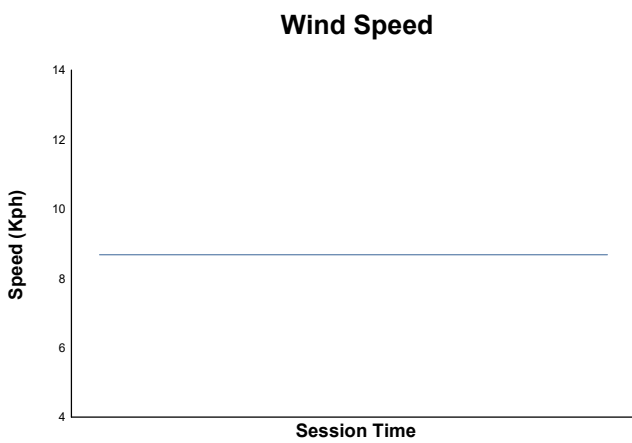
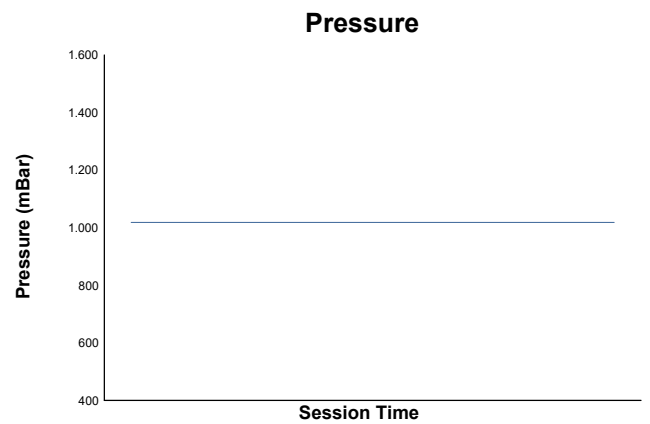
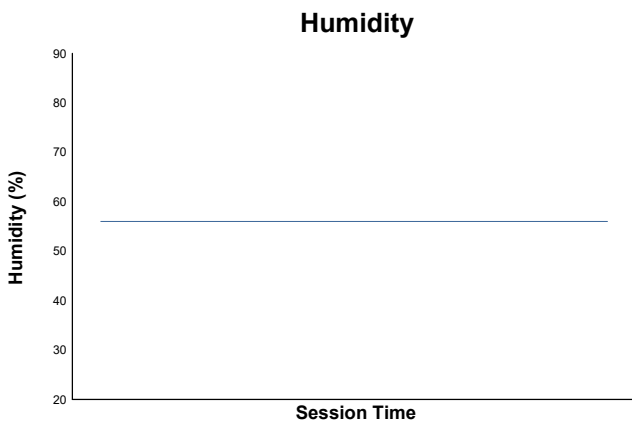
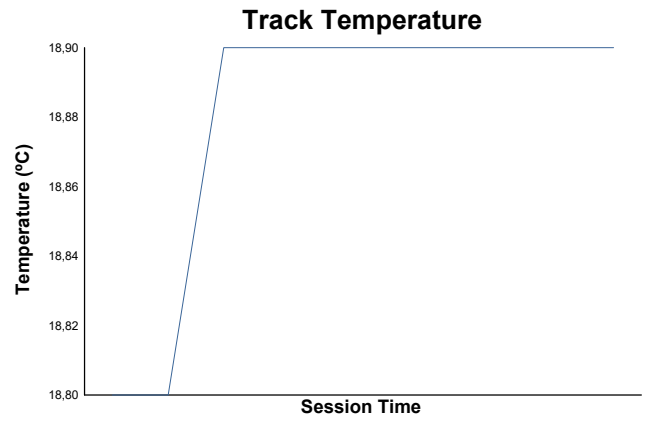
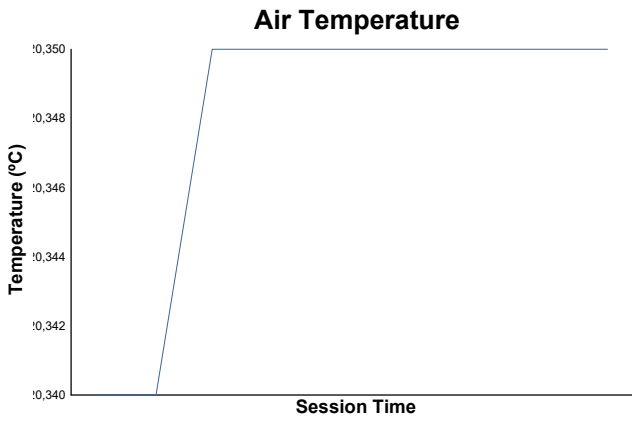


ROUND 2 - PORTIMAO

Eurocup3

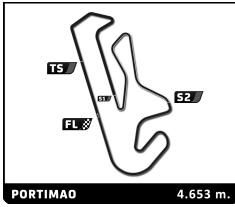
Qualifying 1

Weather Report



Track Status: **DRY**

EURO CUP 3



Eurocup3 ROUND 2 - PORTIMAO Race 1 (30 Minutes +1 Lap)

Final Starting Grid

1:38.178 Renzo BARBUY	TC Racing	31	- 15 -	20	Tecnicar by Amtog	1:38.031 Benjamin BECKLEY
1:37.863 Stylianos KOLOVOS	Drivex	6	- 14 -	70	GRS	1:37.814 Jakob BERGMEISTER
1:37.719 Edouard BORGNA	Drivex	3	- 13 -	16	Palou Motorsport	1:37.572 Bianca BUSTAMANTE
1:37.434 Luca VIISOREANU	TC Racing	11	- 12 -	91	Double R	1:37.409 Lorenzo CAMPOS
1:37.263 Alceu FELDMANN	MP Motorsport	8	- 11 -	22	Tecnicar by Amtog	1:37.042 Casper STEVENSON
1:36.914 Stefan BOSTANDJIEV	Hitech	23	- 10 -	26	Double R	1:36.852 Tommy HARFIELD
1:36.805 Gianmarco PRADEL	MP Motorsport	12	- 9 -	44	GRS	1:36.756 Rayan CARETTI
1:36.699 Enzo TARNVANICHKUL	Griffin Core by Campos	10	- 8 -	37	Drivex	1:36.671 Filippo FIORENTINO
1:36.662 Santino PANETTA	Hitech	39	- 7 -	4	MP Motorsport	1:36.618 Ean EYCKMANS
1:36.579 Heitor DALL'AGNOL	Palou Motorsport	27	- 6 -	77	Double R	1:36.563 Bart HARRISON
1:36.538 Genaro TRAPPA	Hitech	84	- 5 -	33	Palou Motorsport	1:36.488 Rafael PERARD
1:36.416 Kacper SZTUKA	Tecnicar by Amtog	2	- 4 -	9	Griffin Core by Campos	1:36.371 Thomas STRAUVEN
1:36.365 Patrick HEUZENROEDER	Griffin Core by Campos	5	- 3 -	48	Palou Motorsport	1:36.335 James EGOZI
1:36.312 Alex POWELL	Griffin Core by Campos	41	- 2 -	99	MP Motorsport	1:36.270 René LAMMERS
1:36.194 Keanu AL AZHARI	Hitech	14	- 1 -	7	Drivex	1:36.133 Chistopher EL FEGHALI

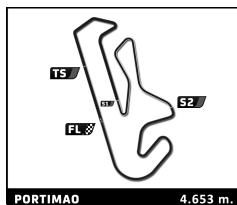


Pole

Published at:11:10.....

 Mr. Pedro Vilches Chair of the Stewards	 Mr. Juan Font Steward	 Mrs. Paula Rodrigues Steward	Timekeeper: Alberto ESTÉBANEZ
--	------------------------------	-------------------------------------	---

EURO CUP 3



Eurocup3 ROUND 2 - PORTIMAO Race 1 (28 Minutes + 1 Lap)

Amended - Pending to technical scrutineering

Provisional Classification

No	Driver	Nat	Team	Car	Cl.	Laps	Total Time	Gap	Kph	Best Lap		
										Lap	Time	Kph
1	48 James EGOZI	USA	Palou Motorsport	Dallara 326		16	30:04.400	-	148.5	4	1:37.267	172.2
2	99 René LAMMERS	NLD	MP Motorsport	Dallara 326	R	16	30:05.687	+1.287	148.4	7	1:37.414	172.0
3	27 Heitor DALL'AGNOL	BRA	Palou Motorsport	Dallara 326	R	16	30:08.898	+4.498	148.2	5	1:37.869	171.2
4	33 Rafael PERARD	FRA	Palou Motorsport	Dallara 326	R	16	30:09.381	+4.981	148.1	7	1:37.816	171.2
5	2 Kacper SZTUKA	POL	Tecnicar by Amtog	Dallara 326		16	30:10.006	+5.606	148.1	4	1:37.924	171.1
6	14 Keanu AL AZHARI	ARE	Hitech	Dallara 326		16	30:10.364	+5.964	148.0	6	1:38.206	170.6
7	77 Bart HARRISON	GBR	Double R	Dallara 326	R	16	30:10.890	+6.490	148.0	4	1:37.951	171.0
8	84 Genaro TRAPPA	ARG	Hitech	Dallara 326	R	16	30:11.296	+6.896	148.0	7	1:38.061	170.8
9	7 Christopher EL FEGHALI	LBN	Drivex	Dallara 326	R	16	30:11.321	+6.921	148.0	4	1:37.421	171.9
10	39 Santino PANETTA	ARG	Hitech	Dallara 326	R	16	30:12.674	+8.274	147.9	6	1:38.292	170.4
11	12 Gianmarco PRADEL	AUS	MP Motorsport	Dallara 326		16	30:13.599	+9.199	147.8	4	1:38.019	170.9
12	23 Stefan BOSTANDJIEV	BGR	Hitech	Dallara 326		16	30:14.328	+9.928	147.7	4	1:38.316	170.4
13	8 Alceu FELDMANN	BRA	MP Motorsport	Dallara 326		16	30:15.849	+11.449	147.6	3	1:38.118	170.7
14	16 Bianca BUSTAMANTE	PHL	Palou Motorsport	Dallara 326		16	30:16.541	+12.141	147.5	7	1:38.404	170.2
15	22 Casper STEVENSON	GBR	Tecnicar by Amtog	Dallara 326		16	30:17.458	+13.058	147.5	8	1:38.684	169.7
16	6 Stylianos KOLOVOS	GRC	Drivex	Dallara 326	R	16	30:17.744	+13.344	147.4	6	1:39.054	169.1
17	37 Filippo FIORENTINO	BRA	Drivex	Dallara 326	R	16	30:18.120	+13.720	147.4	6	1:38.260	170.5
18	70 Jakob BERGMEISTER	DEU	GRS	Dallara 326		16	30:18.301	+13.901	147.4	5	1:39.585	168.2
19	3 Edouard BORGNA	FRA	Drivex	Dallara 326		16	30:18.869	+14.469	147.4	7	1:38.750	169.6
20	20 Benjamin BECKLEY	CRI	Tecnicar by Amtog	Dallara 326	R	16	30:19.030	+14.630	147.3	4	1:39.503	168.3
21	44 Rayan CARETTI	FRA	GRS	Dallara 326	R	16	30:19.603	+15.203	147.3	5	1:38.173	170.6
22	5 Patrick HEUZENROEDER	AUS	Griffin Core by Campos	Dallara 326		16	30:28.115	+23.715	146.6	4	1:37.629	171.6
23	10 Enzo TARNVANICHKUL	THA	Griffin Core by Campos	Dallara 326		16	30:41.537	+37.137	145.5	4	1:38.095	170.8
24	31 Renzo BARBUY	ARG	TC Racing	Dallara 326	R	15	30:23.282	1 Lap	137.8	5	1:39.536	168.3
25	11 Luca VIISOREANU	ROU	TC Racing	Dallara 326	R	15	30:25.349	1 Lap	137.7	6	1:38.341	170.3
26	91 Lorenzo CAMPOS	AGO	Double R	Dallara 326	R	15	30:27.078	1 Lap	137.5	7	1:38.764	169.6
Not classified												
9	Thomas STRAUVEN	BEL	Griffin Core by Campos	Dallara 326	R	11	19:37.598			4	1:37.711	171.4
26	Tommy HARFIELD	GBR	Double R	Dallara 326	R	8	13:21.814			4	1:38.448	170.1
4	Ean EYCKMANS	BEL	MP Motorsport	Dallara 326	R	4	6:39.371			3	1:38.344	170.3
41	Alex POWELL	USA	Griffin Core by Campos	Dallara 326	R	3	5:13.803					

Pole Position:	Christopher EL FEGHALI	1:36.133	174.2 Kph
Fastest Lap:	Lap4 James EGOZI	1:37.267	172.2 Kph

CAR #37 & #44 - TIME PENALTY OF 5 SECONDS - TRACK LIMITS
 CAR #22 - REPRIMAND - STEWARDS DECISION N°8
 CAR #7 - TIME PENALTY OF 5 SECONDS - STEWARDS DECISION N°9
 CAR #5 - TIME PENALTY OF 10 SECONDS - STEWARDS DECISION N°10
 CAR #91 - TIME PENALTY OF 10 SECONDS - STEWARDS DECISION N°11
 CAR #10 - TIME PENALTY OF 30 SECONDS - STEWARDS DECISION N°12 (DRIVE THROUGH DEFERRED)
 CAR #5 - TIME PENALTY OF 10 SECONDS - STEWARDS DECISION N°13

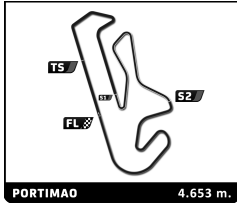
Published at:15:40.....

Track Status: **DRY**

Race Director:
Luis GONZÁLEZ

Timekeeper:
Alberto ESTÉBANEZ

EURO CUP 3



Eurocup3 ROUND 2 - PORTIMAO

Amended - Pending to technical scrutineering

Race 1 (28 Minutes + 1 Lap)

Provisional Classification by Class

R	No	Driver	Nat	Team	Car	Laps	Total Time	Gap	Kph	Best Lap		
										Lap	Time	Kph
1	99	René LAMMERS	NLD	MP Motorsport	Dallara 326	16	30:05.687		148.4	7	1:37.414	172.0
2	27	Heitor DALL'AGNOL	BRA	Palou Motorsport	Dallara 326	16	30:08.898	+3.211	148.2	5	1:37.869	171.2
3	33	Rafael PERARD	FRA	Palou Motorsport	Dallara 326	16	30:09.381	+3.694	148.1	7	1:37.816	171.2
4	77	Bart HARRISON	GBR	Double R	Dallara 326	16	30:10.890	+5.203	148.0	4	1:37.951	171.0
5	84	Genaro TRAPPA	ARG	Hitech	Dallara 326	16	30:11.296	+5.609	148.0	7	1:38.061	170.8
6	7	Christopher EL FEGHALI	LBN	Drivex	Dallara 326	16	30:11.321	+5.634	148.0	4	1:37.421	171.9
7	39	Santino PANETTA	ARG	Hitech	Dallara 326	16	30:12.674	+6.987	147.9	6	1:38.292	170.4
8	6	Stylianios KOLOVOS	GRC	Drivex	Dallara 326	16	30:17.744	+12.057	147.4	6	1:39.054	169.1
9	37	Filippo FIORENTINO	BRA	Drivex	Dallara 326	16	30:18.120	+12.433	147.4	6	1:38.260	170.5
10	20	Benjamin BECKLEY	CRI	Tecnicar by Amtog	Dallara 326	16	30:19.030	+13.343	147.3	4	1:39.503	168.3
11	44	Rayan CARETTI	FRA	GRS	Dallara 326	16	30:19.603	+13.916	147.3	5	1:38.173	170.6
12	31	Renzo BARBUY	ARG	TC Racing	Dallara 326	15	30:23.282	1 Lap	137.8	5	1:39.536	168.3
13	11	Luca VIISOREANU	ROU	TC Racing	Dallara 326	15	30:25.349	1 Lap	137.7	6	1:38.341	170.3
14	91	Lorenzo CAMPOS	AGO	Double R	Dallara 326	15	30:27.078	1 Lap	137.5	7	1:38.764	169.6
Not classified												
	9	Thomas STRAUVEN	BEL	Griffin Core by Campos	Dallara 326	11	19:37.598	5 Laps		4	1:37.711	171.4
	26	Tommy HARFIELD	GBR	Double R	Dallara 326	8	13:21.814	8 Laps		4	1:38.448	170.1
	4	Ean EYCKMANS	BEL	MP Motorsport	Dallara 326	4	6:39.371	12 Laps		3	1:38.344	170.3
	41	Alex POWELL	USA	Griffin Core by Campos	Dallara 326	3	5:13.803	13 Laps				

CAR #37 & #44 - TIME PENALTY OF 5 SECONDS - TRACK LIMITS
 CAR #22 - REPRIMAND - STEWARDS DECISION N°8
 CAR #7 - TIME PENALTY OF 5 SECONDS - STEWARDS DECISION N°9
 CAR #5 - TIME PENALTY OF 10 SECONDS - STEWARDS DECISION N°10
 CAR #91 - TIME PENALTY OF 10 SECONDS - STEWARDS DECISION N°11
 CAR #10 - TIME PENALTY OF 30 SECONDS - STEWARDS DECISION N°12 (DRIVE THROUGH DEFERRED)
 CAR #5 - TIME PENALTY OF 10 SECONDS - STEWARDS DECISION N°13

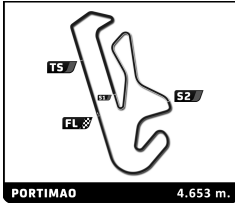
Published at:15:40.....

Track Status: **DRY**

Race Director:
Luis GONZÁLEZ

Timekeeper:
Alberto ESTÉBANEZ

EURO CUP 3

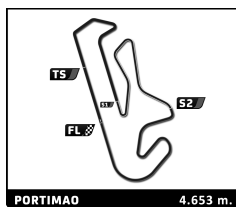


Eurocup3 ROUND 2 - PORTIMAO Race 1

Best Sector Times

Sector 1			Sector 2			Sector 3			Pos	No Driver	Ideal Lap	Best Lap
Pos	No Driver	Time	No Driver	Time	No Driver	Time	Pos	No Driver				
1	99 R.LAMMERS	30.831	48 J.EGOZI	30.798	48 J.EGOZI	35.395	1	48 J.EGOZI	1:37.039	1:37.267	(1)	
2	48 J.EGOZI	30.846	7 C.EL FEGHALI	30.865	99 R.LAMMERS	35.439	2	99 R.LAMMERS	1:37.178	1:37.414	(2)	
3	77 B.HARRISON	30.871	99 R.LAMMERS	30.908	8 A.FELDMANN	35.497	3	7 C.EL FEGHALI	1:37.338	1:37.421	(3)	
4	2 K.SZTUKA	30.897	77 B.HARRISON	30.987	7 C.EL FEGHALI	35.574	4	5 P.HEUZENROEDER	1:37.535	1:37.629	(4)	
5	10 E.TARNVANICHKUL	30.898	12 G.PRADEL	31.026	5 P.HEUZENROEDER	35.591	5	77 B.HARRISON	1:37.591	1:37.951	(9)	
6	7 C.EL FEGHALI	30.899	5 P.HEUZENROEDER	31.028	9 T.STRAUVEN	35.628	6	9 T.STRAUVEN	1:37.634	1:37.711	(5)	
7	39 S.PANETTA	30.901	27 H.DALL'AGNOL	31.047	2 K.SZTUKA	35.628	7	27 H.DALL'AGNOL	1:37.667	1:37.869	(7)	
8	14 K.AL AZHARI	30.906	14 K.AL AZHARI	31.057	12 G.PRADEL	35.669	8	33 R.PERARD	1:37.686	1:37.816	(6)	
9	33 R.PERARD	30.908	9 T.STRAUVEN	31.070	33 R.PERARD	35.672	9	2 K.SZTUKA	1:37.706	1:37.924	(8)	
10	5 P.HEUZENROEDER	30.916	84 G.TRAPPA	31.103	27 H.DALL'AGNOL	35.692	10	14 K.AL AZHARI	1:37.726	1:38.206	(15)	
11	27 H.DALL'AGNOL	30.928	33 R.PERARD	31.106	77 B.HARRISON	35.733	11	8 A.FELDMANN	1:37.812	1:38.118	(13)	
12	9 T.STRAUVEN	30.936	4 E.EYCKMANS	31.112	44 R.CARETTI	35.745	12	12 G.PRADEL	1:37.847	1:38.019	(10)	
13	26 T.HARFIELD	30.981	8 A.FELDMANN	31.121	16 B.BUSTAMANTE	35.760	13	84 G.TRAPPA	1:37.914	1:38.061	(11)	
14	44 R.CARETTI	30.996	2 K.SZTUKA	31.181	4 E.EYCKMANS	35.761	14	4 E.EYCKMANS	1:37.950	1:38.344	(20)	
15	84 G.TRAPPA	31.019	37 F.FIORENTINO	31.221	37 F.FIORENTINO	35.761	15	10 E.TARNVANICHKUL	1:37.954	1:38.095	(12)	
16	37 F.FIORENTINO	31.038	3 E.BORGNA	31.246	14 K.AL AZHARI	35.763	16	37 F.FIORENTINO	1:38.020	1:38.260	(16)	
17	4 E.EYCKMANS	31.077	16 B.BUSTAMANTE	31.247	23 S.BOSTANDJIEV	35.770	17	44 R.CARETTI	1:38.057	1:38.173	(14)	
18	23 S.BOSTANDJIEV	31.084	10 E.TARNVANICHKUL	31.271	39 S.PANETTA	35.773	18	39 S.PANETTA	1:38.126	1:38.292	(17)	
19	91 L.CAMPOS	31.140	11 L.VIISOREANU	31.285	10 E.TARNVANICHKUL	35.785	19	23 S.BOSTANDJIEV	1:38.204	1:38.316	(18)	
20	12 G.PRADEL	31.152	44 R.CARETTI	31.316	84 G.TRAPPA	35.792	20	16 B.BUSTAMANTE	1:38.231	1:38.404	(21)	
21	22 C.STEVENSON	31.171	23 S.BOSTANDJIEV	31.350	11 L.VIISOREANU	35.802	21	11 L.VIISOREANU	1:38.283	1:38.341	(19)	
22	8 A.FELDMANN	31.194	26 T.HARFIELD	31.378	20 B.BECKLEY	35.862	22	26 T.HARFIELD	1:38.344	1:38.448	(22)	
23	11 L.VIISOREANU	31.196	22 C.STEVENSON	31.389	31 R.BARBUI	35.884	23	22 C.STEVENSON	1:38.452	1:38.684	(23)	
24	16 B.BUSTAMANTE	31.224	91 L.CAMPOS	31.441	22 C.STEVENSON	35.892	24	91 L.CAMPOS	1:38.479	1:38.764	(25)	
25	6 S.KOLOVOS	31.266	39 S.PANETTA	31.452	91 L.CAMPOS	35.898	25	3 E.BORGNA	1:38.541	1:38.750	(24)	
26	3 E.BORGNA	31.364	6 S.KOLOVOS	31.481	70 J.BERGMEISTER	35.923	26	6 S.KOLOVOS	1:38.716	1:39.054	(26)	
27	31 R.BARBUI	31.443	31 R.BARBUI	31.499	3 E.BORGNA	35.931	27	31 R.BARBUI	1:38.826	1:39.536	(28)	
28	70 J.BERGMEISTER	31.511	20 B.BECKLEY	31.599	6 S.KOLOVOS	35.969	28	70 J.BERGMEISTER	1:39.060	1:39.585	(29)	
29	20 B.BECKLEY	31.657	70 J.BERGMEISTER	31.626	26 T.HARFIELD	35.985	29	20 B.BECKLEY	1:39.118	1:39.503	(27)	
30	41 A.POWELL	32.104	41 A.POWELL	31.658	41 A.POWELL	36.106	30	41 A.POWELL	1:39.868			

EURO CUP 3

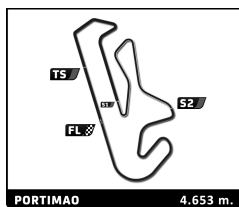


Eurocup3 ROUND 2 - PORTIMAO Race 1

Best Top Speed

No Driver	Team	Class	Top 1		Top 2		Top 3		Top 4		Top 5		Avg
			Kph	Lap	Kph	Lap	Kph	Lap	Kph	Lap	Kph	Lap	
12	Gianmarco PRADEL	MP Motorsport	268.0	16	257.8	3	257.1	4	254.7	2	254.1	9	258,3
8	Alceu FELDMANN	MP Motorsport	266.0	2	259.6	7	259.0	16	257.1	9	254.7	6	259,3
6	Stylianos KOLOVOS	Drivex	265.4	16	255.9	5	254.1	7	253.5	4	252.9	3	256,4
23	Stefan BOSTANDJIEV	Hitech	264.7	7	260.9	5	260.2	16	258.4	4	257.8	6	260,4
4	Ean EYCKMANS	MP Motorsport	262.1	4	260.9	2	258.4	3					260,5
22	Casper STEVENSON	Tecnicar by Amtog	262.1	2	259.0	3	257.8	5	257.8	4	256.5	16	258,6
37	Filippo FIORENTINO	Drivex	261.5	16	259.0	3	259.0	2	258.4	4	255.9	7	258,8
27	Heitor DALL'AGNOL	Palou Motorsport	260.9	3	258.4	16	257.1	9	255.9	8	255.3	7	257,5
39	Santino PANETTA	Hitech	260.9	16	259.0	6	257.8	5	257.8	2	257.1	9	258,5
2	Kacper SZTUKA	Tecnicar by Amtog	260.2	16	259.6	2	255.3	4	254.7	7	254.7	5	256,9
16	Bianca BUSTAMANTE	Palou Motorsport	260.2	16	259.6	2	254.7	8	254.7	6	254.1	5	256,7
10	Enzo TARNVANICHKUL	Griffin Core by Campos	259.6	16	257.1	4	256.5	9	256.5	2	255.9	8	257,1
14	Keanu AL AZHARI	Hitech	259.6	3	258.4	9	257.8	7	256.5	16	256.5	2	257,8
84	Genaro TRAPPA	Hitech	259.6	16	255.9	2	254.1	3	253.5	8	252.9	9	255,2
5	Patrick HEUZENROEDER	Griffin Core by Campos	259.0	2	254.7	4	254.1	16	254.1	9	252.9	8	255,0
20	Benjamin BECKLEY	Tecnicar by Amtog	259.0	16	257.1	4	256.5	5	255.9	7	255.3	9	256,8
9	Thomas STRAUVEN	Griffin Core by Campos	257.8	9	254.7	6	254.1	7	253.5	4	253.5	3	254,7
31	Renzo BARBUY	TC Racing	257.1	2	254.1	15	251.7	6	245.5	5	230.8	8	247,8
3	Edouard BORGNA	Drivex	256.5	16	249.4	6	248.8	9	248.8	8	248.3	11	250,4
41	Alex POWELL	Griffin Core by Campos	255.9	3									255,9
44	Rayan CARETTI	GRS	255.9	6	254.1	9	253.5	16	253.5	8	252.3	7	253,9
33	Rafael PERARD	Palou Motorsport	254.7	9	254.1	8	254.1	2	253.5	7	252.9	6	253,9
91	Lorenzo CAMPOS	Double R	254.7	15	254.1	8	253.5	2	252.9	7	251.7	6	253,4
48	James EGOZI	Palou Motorsport	254.1	2	250.0	8	250.0	7	248.8	16	248.3	9	250,2
26	Tommy HARFIELD	Double R	253.5	3	253.5	5	252.9	6	252.9	7	252.3	4	253,0
70	Jakob BERGMEISTER	GRS	253.5	2	252.9	16	250.0	9	249.4	5	248.8	8	250,9
99	René LAMMERS	MP Motorsport	253.5	16	252.9	7	252.3	8	252.3	4	251.7	9	252,5
77	Bart HARRISON	Double R	252.3	9	252.3	3	251.7	16	251.7	8	251.7	7	251,9
11	Luca VIISOREANU	TC Racing	251.7	5	251.2	7	251.2	6	250.0	15	248.3	4	250,5
7	Chistopher EL FEGHALI	Drivex	250.6	7	250.6	5	250.6	4	249.4	8	249.4	3	250,1

EURO CUP 3

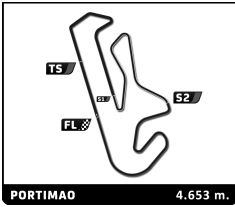


Eurocup3 ROUND 2 - PORTIMAO Race 1

Lap Chart

No	Pos	Grid	Lap															
			1	2	3	4	5	6	7	8	9	10	11	12	13	14	15	16
7	1	7	99	48	48	48	48	48	48	48	48	48	48	48	48	48	48	
14	2	14	48	99	99	99	99	99	99	99	99	99	99	99	99	99	99	
99	3	99	41	7	7	7	7	7	7	7	7	7	7	7	7	7	7	
41	4	41	7	5	5	5	5	5	5	5	5	5	33	33	33	5	5	
48	5	48	5	9	9	9	9	9	9	9	9	9	5	5	5	27	27	
5	6	5	9	33	33	33	33	33	33	33	33	33	2	2	2	33	33	
9	7	9	33	2	2	2	2	2	2	2	2	2	27	27	27	2	2	
2	8	2	77	77	77	77	77	77	77	77	77	77	77	77	77	77	14	
33	9	33	2	4	4	4	27	27	27	27	27	27	84	84	84	14	77	
84	10	84	4	27	27	27	10	10	10	10	10	10	10	10	10	84	84	
77	11	77	27	10	10	10	84	84	84	84	84	84	14	14	14	10	10	
27	12	27	84	84	84	84	37	37	37	37	37	37	37	37	37	39	39	
4	13	4	10	37	37	37	39	39	39	39	39	39	39	39	39	37	37	
39	14	39	37	39	39	39	44	44	44	44	14	14	14	22	22	23	12	
37	15	37	39	44	44	44	14	14	14	14	44	44	44	44	44	44	23	
10	16	10	44	41	22	14	22	22	22	22	22	22	23	23	23	12	44	
44	17	44	22	22	14	22	26	26	23	23	23	23	12	12	12	22	8	
12	18	12	26	26	26	26	23	23	26	26	12	12	12	16	16	8	16	
26	19	26	23	23	23	23	12	12	12	12	6	6	6	8	8	16	22	
23	20	23	8	14	70	12	70	70	6	6	16	16	6	6	6	70	6	
22	21	22	91	70	12	70	6	6	70	16	8	8	8	70	70	6	70	
8	22	8	16	31	20	20	20	16	16	8	70	70	70	3	3	3	3	
91	23	91	14	20	6	6	16	8	8	70	20	20	20	20	20	20	20	
11	24	11	31	12	41	16	8	20	20	20	3	3	3	91	91	91	91	
16	25	16	70	6	16	8	3	3	3	3	31	31	91	31	31	31	31	
3	26	3	6	16	8	3	31	31	11	31	11	11	31	11	11	11	11	
70	27	70	20	8	31	31	11	11	11	11	91	91	11					
6	28	6	12	91	3	11	91	91	91	91								
20	29	20	11	3	11	91												
31	30	31	3	11	91													

EURO CUP 3



Eurocup3 ROUND 2 - PORTIMAO Race 1

Fastest Lap Sequence

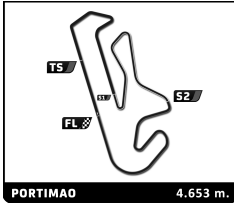
Elapsed	No Driver	Team	Car	Class	Time	Kph	Lap
3:18.056	48 James EGOZI	Palou Motorsport	Dallara 326		1:37.397	172.0	2
6:32.918	48 James EGOZI	Palou Motorsport	Dallara 326		1:37.267	172.2	4

EURO CUP 3

Eurocup3 ROUND 2 - PORTIMAO

Race 1

Analysis by lap




Lapped

No	Lap Time	Gap	No	Lap Time	Gap	No	Lap Time	Gap	No	Lap Time	Gap	No	Lap Time	Gap								
Lap 1																						
99	1:40.552	0.000	12	1:41.063	14.610	22	1:39.336	11.924	37	1:38.260	10.733	77	1:38.126	8.092								
48	1:40.659	0.107	6	1:42.958	15.265	26	1:38.448	12.388	39	1:38.292	11.655	27	1:38.183	9.098								
41	1:40.746	0.194	16	1:47.004	16.444	23	1:38.316	12.709	44	1:38.693	12.286	10	1:38.146	9.738								
7	1:40.839	0.287	8	1:53.053	21.802	12	1:38.019	16.054	14	1:38.206	12.788	84	1:38.293	11.343								
5	1:41.536	0.984	91	2:11.748	40.648	70	1:39.932	17.477	22	1:38.685	14.287	37	1:38.287	12.552								
9	1:41.782	1.230	3	2:21.334	1:17.808	20	1:39.503	18.621	26	1:39.036	15.059	39	1:38.366	13.425								
33	1:42.149	1.597	11	2:51.505	1:30.205	6	1:39.345	19.107	23	1:38.766	15.316	44	1:38.419	13.951								
77	1:43.005	2.453	Lap 3																			
2	1:43.130	2.578	48	1:37.595		16	1:38.832	20.119	12	1:39.493	18.691	14	1:38.241	14.425								
4	1:43.287	2.735	99	1:37.712	0.857	91	2:56.637	1 Lap	70	1:39.684	21.515	22	1:38.684	16.705								
27	1:43.642	3.090	7	1:38.052	1.676	8	1:38.732	23.790	6	1:39.054	22.145	23	1:38.475	17.795								
84	1:44.207	3.655	5	1:38.044	2.348	3	1:38.915	1:21.077	16	1:39.589	24.569	26	1:38.612	18.702								
10	1:44.244	3.692	9	1:38.017	2.859	31	2:40.871	1:30.073	91	1:39.158	1 Lap	12	1:38.105	20.345								
37	1:44.507	3.955	33	1:38.152	3.602	11	1:38.926	1:32.969	8	1:38.440	25.575	6	1:39.106	25.385								
39	1:45.350	4.798	2	1:38.163	4.305	Lap 5																
44	1:45.387	4.835	77	1:38.367	4.890	48	1:37.406		3	1:39.107	1:24.937	31	1:39.687	1:34.065								
22	1:45.879	5.327	4	1:38.344	5.250	99	1:37.472	1.061	11	1:38.341	1:34.745	70	1:42.394	26.519								
26	1:46.029	5.477	27	1:38.774	5.918	7	1:37.535	1.959	Lap 7													
23	1:46.566	6.014	10	1:38.597	6.415	5	1:37.900	3.204	48	1:37.285		44	1:38.209	13.210								
8	1:46.805	6.253	84	1:39.011	7.645	9	1:38.113	4.010	99	1:37.414	1.415	14	1:38.359	13.862								
91	1:46.956	6.404	37	1:39.157	8.088	33	1:37.965	4.808	7	1:37.786	2.799	22	1:38.697	15.699								
16	1:47.496	6.944	39	1:39.159	8.792	2	1:38.040	5.596	5	1:37.929	4.240	23	1:38.967	16.998								
14	1:48.464	7.912	44	1:39.742	9.383	27	1:37.869	7.181	9	1:37.954	5.169	26	1:39.994	17.768								
31	1:49.016	8.464	22	1:39.004	9.855	10	1:38.157	7.994	33	1:37.816	5.559	12	1:38.512	19.918								
70	1:49.177	8.625	14	1:38.987	10.504	84	1:38.336	9.433	2	1:38.135	6.880	37	1:38.495	11.943								
6	1:50.363	9.811	26	1:40.083	11.207	37	1:38.388	10.298	77	1:38.127	7.644	39	1:38.367	12.737								
20	1:50.432	9.880	23	1:40.145	11.660	39	1:38.689	11.188	27	1:38.321	8.593	44	1:38.209	13.210								
12	1:51.603	11.051	70	1:39.809	14.812	44	1:38.173	11.418	10	1:38.047	9.270	14	1:38.359	13.862								
11	1:56.756	16.204	12	1:38.287	15.302	14	1:38.263	12.407	84	1:38.061	10.728	22	1:38.697	15.699								
3	2:14.530	33.978	20	1:39.461	16.385	22	1:38.909	13.427	37	1:38.495	11.943	23	1:38.967	16.998								
Lap 2																						
48	1:37.397		6	1:39.359	17.029	26	1:38.866	13.848	39	1:38.367	12.737	27	1:38.321	8.593								
99	1:38.244	0.740	41	1:47.485	18.152	23	1:39.072	14.375	44	1:38.321	8.593	10	1:38.047	9.270								
7	1:38.436	1.219	16	1:39.705	18.554	12	1:38.375	17.023	10	1:38.047	9.270	84	1:38.061	10.728								
5	1:38.419	1.899	8	1:38.118	22.325	70	1:39.585	19.656	84	1:38.061	10.728	37	1:38.495	11.943								
9	1:38.711	2.437	31	1:50.088	26.469	6	1:39.215	20.916	2	1:38.135	6.880	39	1:38.367	12.737								
33	1:38.952	3.045	3	1:39.216	1:19.429	20	1:40.735	21.950	77	1:38.127	7.644	44	1:38.209	13.210								
2	1:38.663	3.737	11	1:38.700	1:31.310	16	1:40.092	22.805	27	1:38.321	8.593	14	1:38.359	13.862								
77	1:39.169	4.118	Lap 4																			
4	1:39.270	4.501	48	1:37.267		26	1:40.083	11.207	10	1:38.047	9.270	22	1:38.697	15.699								
27	1:39.153	4.739	99	1:37.405	0.995	23	1:40.145	11.660	84	1:38.061	10.728	23	1:38.967	16.998								
10	1:39.225	5.413	7	1:37.421	1.830	70	1:39.809	14.812	37	1:38.495	11.943	26	1:39.994	17.768								
84	1:40.078	6.229	5	1:37.629	2.710	12	1:38.287	15.302	2	1:38.135	6.880	12	1:38.512	19.918								
37	1:40.075	6.526	9	1:37.711	3.303	20	1:39.461	16.385	77	1:38.127	7.644	39	1:38.367	12.737								
39	1:39.934	7.228	33	1:37.914	4.249	6	1:39.359	17.029	27	1:38.321	8.593	44	1:38.209	13.210								
44	1:39.905	7.236	2	1:37.924	4.962	41	1:47.485	18.152	14	1:38.359	13.862	14	1:38.359	13.862								
41	1:45.572	8.262	77	1:37.951	5.574	16	1:39.705	18.554	22	1:38.697	15.699	23	1:38.967	16.998								
22	1:40.623	8.446	4	1:38.470	6.453	8	1:38.118	22.325	26	1:39.994	17.768	27	1:38.321	8.593								
26	1:40.746	8.719	27	1:38.067	6.718	31	1:50.088	26.469	12	1:38.512	19.918	44	1:38.209	13.210								
23	1:40.600	9.110	10	1:38.095	7.243	3	1:39.216	1:19.429	37	1:38.495	11.943	14	1:38.359	13.862								
14	1:38.704	9.112	84	1:38.125	8.503	11	1:38.700	1:31.310	2	1:38.135	6.880	22	1:38.697	15.699								
70	1:41.477	12.598	37	1:38.495	9.316	Lap 6																
31	1:43.016	13.976	39	1:38.380	9.905	48	1:37.825		3	1:38.750	1:26.402	39	1:38.367	12.737								
20	1:42.143	14.519	44	1:38.535	10.651	99	1:38.050	1.286	6	1:39.097	23.957	44	1:38.209	13.210								
Lap 8																						
Lap 7																						
48	1:37.285		14	1:38.987	10.504	7	1:38.164	2.298	70	1:40.716	24.946	14	1:38.359	13.862								
99	1:37.414	1.415	26	1:40.083	11.207	5	1:38.217	3.596	16	1:38.404	25.688	22	1:38.697	15.699								
7	1:37.786	2.799	23	1:40.145	11.660	9	1:38.315	4.500	8	1:38.513	26.803	23	1:38.967	16.998								
5	1:37.929	4.240	70	1:39.809	14.812	33	1:38.045	5.028	91	1:39.627	1 Lap	26	1:39.994	17.768								
9	1:37.954	5.169	14	1:38.263	12.407	2	1:38.259	6.030	20	1:39.787	29.021	12	1:38.512	19.918								
33	1:37.816	5.559	22	1:38.909	13.427	77	1:38.296	6.802	3	1:38.750	1:26.402	37	1:38.495	11.943								
2	1:38.135	6.880	84	1:38.336	9.433	27	1:38.201	7.557	11	1:39.868	1:37.328	2	1:38.135	6.880								
77	1:38.127	7.644	37	1:38.388	10.298	10	1:38.339	8.508	91	1:39.627	1 Lap	77	1:38.127	7.644								
27	1:38.321	8.593	39	1:38.689	11.188	84	1:38.344	9.952	20	1:39.787	29.021	27	1:38.321	8.593								
10	1:38.047	9.270	44	1:38.173	11.418	Lap 8																
84	1:38.061	10.728	14	1:38.263	12.407	48	1:37.678		3	1:38.750	1:26.402	44	1:38.209	13.210								
37	1:38.495	11.943	22	1:38.909	13.427	31	1:42.366	1 Lap	6	1:39.097	23.957	10	1:38.047	9.270								
39	1:38.367	12.737	26	1:38.866	13.848	99	1:38.078	1.815	70	1:40.716	24.946	84	1:38.061	10.728								
44	1:38.209	13.210	23	1:39.072	14.375	7	1:38.046	3.167	14	1:38.359	13.862	27	1:38.321	8.593								
14	1:38.359	13.862	70	1:39.585	19.656	5	1:38.019	4.581	22	1:38.697	15.699	14	1:38.359	13.862								
22	1:38.697	15.699	6	1:39.215	20.916	9	1:38.248	5.739	23	1:38.967	16.998	14	1:41.790	18.818								
26	1:39.994	17.768	20	1:40.735	21.950	33	1:38.144	6.025	44	1:42.868	19.422	44	1:42.868	19.422								
12	1:38.512	19.918	16	1:40.092	22.805	20	1:39.787	29.021	22	1:43.103	22.411	22	1:43.103	22.411								
37	1:38.495	11.943	12	1:38.375	17.023	11	1:38.666	1:34.229	23	1:42.937	23.335	23	1:42.937	23.335								
39	1:38.367	12.737	70	1:39.585	19.656	Lap 9																
44	1:38.209	13.210	23	1:39.072	14.375	48	1:37.397		31	2:00.991	1 Lap	84	1:41.149	15.095								
14	1:38.359	13.862	12	1:38.375	17.023	99	1:38.257	2.675	12	1:43.434	26.382	37	1:41.260	16.415								
22	1:38.697	15.699	70	1:39.585	19.656	7	1:38.002	3.772	77	1:40.347	11.042	39	1:41.249	17.277								

EURO CUP 3

Eurocup3 ROUND 2 - PORTIMAO Race 1

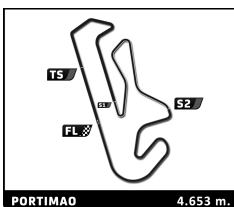


Analysis by lap

Lapped

No	Lap Time	Gap	No	Lap Time	Gap	No	Lap Time	Gap	No	Lap Time	Gap	No	Lap Time	Gap
2	2:01.210	6.048	5	1:47.016	5.191	5	2:56.327	1.130	27	1:38.349	4.498			
77	2:01.094	6.896	2	1:47.371	5.985	2	2:56.101	1.392	33	1:38.817	4.981			
27	2:01.537	8.985	27	1:48.170	7.350	27	2:54.895	1.592	2	1:38.945	5.606			
10	2:01.478	9.821	77	1:49.222	8.178	77	2:54.446	1.874	14	1:38.743	5.964			
84	2:01.751	11.606	84	1:49.443	9.285	84	2:53.722	2.256	77	1:39.342	6.490			
37	2:01.278	12.453	10	1:51.056	10.555	10	2:53.469	2.442	84	1:38.889	6.896			
39	2:01.916	13.953	14	1:50.566	11.091	14	2:53.199	2.615	10	1:38.983	7.137			
14	2:00.706	14.284	37	1:52.001	11.899	37	2:52.525	2.841	39	1:39.272	8.274			
44	2:01.175	15.357	39	1:52.358	12.625	39	2:52.179	3.047	37	1:39.496	8.720			
22	1:59.783	16.954	22	1:53.412	14.407	22	2:51.835	3.388	12	1:39.209	9.199			
23	2:00.019	18.114	44	1:54.283	15.071	44	2:51.209	3.550	23	1:40.517	9.928			
31	1:59.160	1 Lap	23	1:55.086	16.272	23	2:50.125	3.860	44	1:40.426	10.203			
12	1:58.839	19.981	12	1:54.820	16.640	12	2:49.832	4.060	8	1:40.771	11.449			
11	1:58.760	1 Lap	16	1:55.113	17.689	16	2:49.517	4.433	16	1:40.576	12.141			
6	1:57.449	22.056	8	1:55.585	18.394	8	2:48.729	4.527	91	1:40.966	1 Lap			
16	1:55.016	22.834	91	1:56.069	1 Lap	91	2:48.489	1 Lap	22	1:42.490	13.058			
8	1:54.691	23.258	6	1:57.389	19.776	6	2:48.102	5.189	6	1:41.018	13.344			
91	1:54.157	1 Lap	70	1:56.897	20.367	70	2:47.703	5.361	70	1:41.772	13.901			
70	1:53.912	24.531	3	1:57.104	21.390	3	2:47.279	5.638	3	1:41.801	14.469			
20	1:53.790	26.036	20	1:58.439	22.391	20	2:46.645	5.952	20	1:41.441	14.630			
3	1:42.037	1:10.707	31	2:01.555	1 Lap	31	2:46.402	1 Lap	31	1:41.554	1 Lap			
			11	2:01.807	1 Lap	11	2:46.124	1 Lap	11	1:39.105	1 Lap			
Lap 11			Lap 13			Lap 15								
48	2:50.584		48	2:29.853		48	1:39.379							
99	2:49.861	0.402	99	2:30.057	0.936	99	1:40.159	1.131						
7	2:49.485	0.870	7	2:28.860	1.369	7	1:40.020	1.237						
5	2:48.661	1.143	33	2:27.930	2.478	5	1:41.508	3.259						
9	2:48.270	1.265	5	2:27.665	3.003	27	1:41.603	3.816						
33	2:46.769	1.475	2	2:27.359	3.491	33	1:42.222	3.831						
2	2:46.118	1.582	27	2:27.400	4.897	2	1:42.315	4.328						
77	2:45.612	1.924	77	2:27.303	5.628	77	1:42.320	4.815						
27	2:43.747	2.148	84	2:27.302	6.734	14	1:41.652	4.888						
10	2:43.230	2.467	10	2:26.471	7.173	84	1:42.797	5.674						
84	2:41.788	2.810	14	2:26.378	7.616	10	1:42.758	5.821						
37	2:40.997	2.866	37	2:26.470	8.516	39	1:43.001	6.669						
39	2:39.866	3.235	39	2:26.296	9.068	37	1:43.429	6.891						
14	2:39.793	3.493	22	2:25.199	9.753	23	1:42.597	7.078						
44	2:38.983	3.756	44	2:25.323	10.541	44	1:43.273	7.444						
22	2:37.593	3.963	23	2:25.516	11.935	12	1:42.976	7.657						
23	2:36.624	4.154	12	2:25.641	12.428	22	1:44.226	8.235						
31	2:36.288	1 Lap	16	2:25.280	13.116	8	1:43.197	8.345						
12	2:35.391	4.788	8	2:25.457	13.998	16	1:44.178	9.232						
11	2:34.588	1 Lap	91	2:25.191	1 Lap	91	1:44.005	1 Lap						
6	2:33.883	5.355	6	2:25.364	15.287	70	1:43.814	9.796						
16	2:33.294	5.544	70	2:25.344	15.858	6	1:44.183	9.993						
8	2:33.103	5.777	3	2:25.022	16.559	3	1:44.076	10.335						
91	2:32.621	1 Lap	20	2:24.969	17.507	20	1:44.283	10.856						
70	2:32.491	6.438	31	2:24.822	1 Lap	31	1:47.930	1 Lap						
20	2:31.468	6.920	11	2:25.246	1 Lap	11	1:51.723	1 Lap						
3	1:47.131	7.254				Lap 16								
Lap 12			Lap 14			Lap 16								
48	1:42.968		48	2:58.200		48	1:37.667							
99	1:43.298	0.732	99	2:57.615	0.351	99	1:37.823	1.287						
7	1:44.460	2.362	7	2:57.427	0.596	7	1:38.351	1.921						
33	1:45.894	4.401	33	2:56.710	0.988	5	1:38.123	3.715						

EURO CUP 3

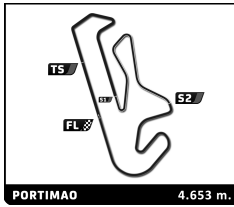


Eurocup3 ROUND 2 - PORTIMAO Race 1

Flag Analysis

Flag	Time
GREEN FLAG	12:33:11.029
YELLOW FLAG AT SECTOR 1	12:35:29.573
GREEN FLAG AT SECTOR 1	12:35:40.072
YELLOW FLAG AT SECTOR 1	12:40:29.161
GREEN FLAG AT SECTOR 1	12:42:12.745
YELLOW FLAG AT SECTOR 2	12:47:29.213
SAFETY CAR	12:47:44.917
GREEN FLAG	12:52:22.305
SAFETY CAR	12:53:48.564
GREEN FLAG	12:59:31.900
CHEQUERED FLAG	13:03:15.429

EURO CUP 3



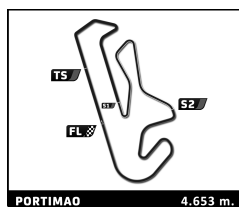
Eurocup3 ROUND 2 - PORTIMAO Race 1

Sector Analysis

Lap under Red Flag — Invalidated Lap ■ Personal Best ■ Session Best B Crossing the pit lane

Lap	Time	Sector 1	Sector 2	Sector 3	Kph	Elapsed	Lap	Time	Sector 1	Sector 2	Sector 3	Kph	Elapsed	
2 Kacper SZTUKA POL Tecnicar by Amtog Dallara 326							10	2:01.765	37.585	40.257	43.923	137.6	12:49:59.844	
1	1:43.130	34.171	32.308	36.651	162.4	12:34:54.159	11	2:48.661	47.289	47.601	1:13.771	99.3	12:52:48.505	
2	1:38.663	31.278	31.446	35.939	169.8	12:36:32.822	12	<u>1:47.016</u>	34.382	<u>31.714</u>	40.920	156.5	12:54:35.521	
3	1:38.163	31.286	31.249	35.628	170.6	12:38:10.985	13	2:27.665	49.846	45.202	52.617	113.4	12:57:03.186	
4	1:37.924	30.897	31.181	35.846	171.1	12:39:48.909	14	2:56.327	55.226	44.201	1:16.900	95.0	12:59:59.513	
5	1:38.040	31.052	31.273	35.715	170.9	12:41:26.949	15	<u>1:41.508</u>	33.940	<u>31.498</u>	36.070	165.0	13:01:41.021	
6	1:38.259	31.210	31.331	35.718	170.5	12:43:05.208	16	<u>1:38.123</u>	31.012	<u>31.266</u>	35.845	170.7	13:03:19.144	
7	1:38.135	31.172	31.287	35.676	170.7	12:44:43.343	6 Stylianos KOLOVOS GRC Drivex Dallara 326							
8	1:38.129	30.955	31.327	35.847	170.7	12:46:21.472	1	1:50.363	39.159	33.525	37.679	151.8	12:35:01.392	
9	1:40.144	30.959	31.295	37.890	167.3	12:48:01.616	2	1:42.958	33.337	33.000	36.621	162.7	12:36:44.350	
10	2:01.210	38.665	38.117	44.428	138.2	12:50:02.826	3	1:39.359	31.793	31.597	35.969	168.6	12:38:23.709	
11	2:46.118	46.432	47.772	1:11.914	100.8	12:52:48.944	4	1:39.345	31.692	31.481	36.172	168.6	12:40:03.054	
12	<u>1:47.371</u>	34.105	<u>32.158</u>	41.108	156.0	12:54:36.315	5	1:39.215	31.614	31.506	36.095	168.8	12:41:42.269	
13	2:27.359	49.824	45.002	52.533	113.7	12:57:03.674	6	1:39.054	31.502	31.519	36.033	169.1	12:43:21.323	
14	2:56.101	55.585	43.813	1:16.703	95.1	12:59:59.775	7	1:39.097	31.266	31.710	36.121	169.0	12:45:00.420	
15	<u>1:42.315</u>	34.272	<u>31.895</u>	36.148	163.7	13:01:42.090	8	<u>1:39.106</u>	31.350	<u>31.582</u>	36.174	169.0	12:46:39.526	
16	1:38.945	31.135	31.502	36.308	169.3	13:03:21.035	9	1:41.859	31.294	31.674	38.891	164.5	12:48:21.385	
3 Edouard BORGNA FRA Drivex Dallara 326							10	1:57.449	37.047	36.559	43.843	142.6	12:50:18.834	
1	2:14.530	B	38.269	40.340	55.921	124.5	12:35:25.559	11	2:33.883	43.646	45.805	1:04.432	108.9	12:52:52.717
2	2:21.334	1:12.640	32.509	36.185	118.5	12:37:46.893	12	1:57.389	34.725	34.604	48.060	142.7	12:54:50.106	
3	<u>1:39.216</u>	<u>31.679</u>	31.606	35.931	168.8	12:39:26.109	13	2:25.364	47.734	43.351	54.279	115.2	12:57:15.470	
4	1:38.915	31.419	31.512	35.984	169.3	12:41:05.024	14	2:48.102	56.774	41.531	1:09.797	99.6	13:00:03.572	
5	1:39.984	32.456	31.551	35.977	167.5	12:42:45.008	15	1:44.183	34.526	32.533	37.124	160.8	13:01:47.755	
6	<u>1:39.107</u>	<u>31.455</u>	<u>31.635</u>	36.017	169.0	12:44:24.115	16	1:41.018	32.354	32.254	36.410	165.8	13:03:28.773	
7	1:38.750	31.364	31.246	36.140	169.6	12:46:02.865	7 Chistopher EL FEGHALI LBN Drivex Dallara 326							
8	1:38.985	31.439	31.527	36.019	169.2	12:47:41.850	1	1:40.839	33.265	31.677	35.897	166.1	12:34:51.868	
9	1:43.598	32.720	34.543	36.335	161.7	12:49:25.448	2	1:38.436	31.629	31.204	35.603	170.2	12:36:30.304	
10	1:42.037	31.907	34.017	36.113	164.2	12:51:07.485	3	1:38.052	31.391	31.008	35.653	170.8	12:38:08.356	
11	1:47.131	31.939	31.771	43.421	156.4	12:52:54.616	4	1:37.421	30.899	30.865	35.657	171.9	12:39:45.777	
12	1:57.104	33.928	35.272	47.904	143.0	12:54:51.720	5	1:37.535	30.969	30.889	35.677	171.7	12:41:23.312	
13	2:25.022	47.441	43.452	54.129	115.5	12:57:16.742	6	1:38.164	31.401	31.086	35.677	170.6	12:43:01.476	
14	2:47.279	57.226	41.142	1:08.911	100.1	13:00:04.021	7	1:37.786	31.011	31.052	35.723	171.3	12:44:39.262	
15	1:44.076	34.532	32.429	37.115	160.9	13:01:48.097	8	1:38.046	30.954	31.075	36.017	170.8	12:46:17.308	
16	<u>1:41.801</u>	<u>32.317</u>	32.614	36.870	164.5	13:03:29.898	9	1:38.002	31.024	31.178	35.800	170.9	12:47:55.310	
4 Ean EYCKMANS BEL MP Motorsport Dallara 326							10	2:03.437	38.237	41.440	43.760	135.7	12:49:58.747	
1	1:43.287	34.548	32.253	36.486	162.2	12:34:54.316	11	2:49.485	47.266	47.960	1:14.259	98.8	12:52:48.232	
2	<u>1:39.270</u>	<u>31.664</u>	31.522	36.084	168.7	12:36:33.586	12	1:44.460	33.459	31.622	39.379	160.4	12:54:32.692	
3	1:38.344	31.382	31.201	35.761	170.3	12:38:11.930	13	2:28.860	50.921	44.728	53.211	112.5	12:57:01.552	
4	1:38.470	31.077	31.112	36.281	170.1	12:39:50.400	14	2:57.427	54.666	44.575	1:18.186	94.4	12:59:58.979	
5 Patrick HEUZENROEDER AUS Griffin Core by Campos Dallara 326							15	1:40.020	33.440	31.006	35.574	167.5	13:01:38.999	
1	1:41.536	33.432	31.905	36.199	165.0	12:34:52.565	16	1:38.351	31.126	31.096	36.129	170.3	13:03:17.350	
2	<u>1:38.419</u>	31.471	<u>31.229</u>	35.719	170.2	12:36:30.984	8 Aiceu FELDMANN BRA MP Motorsport Dallara 326							
3	1:38.044	31.283	31.170	35.591	170.8	12:38:09.028	1	1:46.805	37.306	32.476	37.023	156.8	12:34:57.834	
4	1:37.629	30.964	31.028	35.637	171.6	12:39:46.657	2	<u>1:53.053</u>	<u>45.796</u>	31.571	35.686	148.2	12:36:50.887	
5	1:37.900	31.067	31.057	35.776	171.1	12:41:24.557	3	1:38.118	31.500	31.121	35.497	170.7	12:38:29.005	
6	1:38.217	31.212	31.143	35.862	170.5	12:43:02.774	4	1:38.732	31.457	31.459	35.816	169.7	12:40:07.737	
7	1:37.929	30.983	31.085	35.861	171.1	12:44:40.703	5	1:38.576	31.314	31.244	36.018	169.9	12:41:46.313	
8	1:38.019	30.916	31.086	36.017	170.9	12:46:18.722	6	1:38.440	31.320	31.178	35.942	170.2	12:43:24.753	
9	1:39.357	31.028	31.325	37.004	168.6	12:47:58.079	7	<u>1:38.513</u>	<u>31.270</u>	31.285	35.958	170.0	12:45:03.266	
							8	1:38.926	31.194	31.447	36.285	169.3	12:46:42.192	
							9	<u>1:43.153</u>	<u>31.020</u>	31.554	40.579	162.4	12:48:25.345	

EURO CUP 3



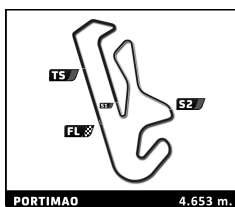
Eurocup3 ROUND 2 - PORTIMAO Race 1

Sector Analysis

Lap under Red Flag — Invalidated Lap ■ Personal Best ■ Session Best B Crossing the pit lane

Lap	Time	Sector 1	Sector 2	Sector 3	Kph	Elapsed	Lap	Time	Sector 1	Sector 2	Sector 3	Kph	Elapsed
10	1:54.691	35.517	37.148	42.026	146.1	12:50:20.036	15	1:39.105	31.684	31.516	35.905	169.0	13:03:36.378
11	2:33.103	43.437	45.981	1:03.685	109.4	12:52:53.139	12 Gianmarco PRADEL AUS						
12	1:55.585	33.963	33.849	47.773	144.9	12:54:48.724	MP Motorsport Dallara 326						
13	2:25.457	47.787	43.339	54.331	115.2	12:57:14.181	1	1:51.603	44.204	31.532	35.867	150.1	12:35:02.632
14	2:48.729	56.249	42.329	1:10.151	99.3	13:00:02.910	2	1:41.063	32.609	32.246	36.208	165.7	12:36:43.695
15	1:43.197	34.032	32.525	36.640	162.3	13:01:46.107	3	1:38.287	31.365	31.200	35.722	170.4	12:38:21.982
16	1:40.771	32.879	31.595	36.297	166.2	13:03:26.878	4	1:38.019	31.218	31.132	35.669	170.9	12:40:00.001
9 Thomas STRAUVEN BEL							Griffin Core by Campos Dallara 326						
1	1:41.782	33.611	31.970	36.201	164.6	12:34:52.811	5	1:38.375	31.332	31.166	35.877	170.3	12:41:38.376
2	1:38.711	31.769	31.262	35.680	169.7	12:36:31.522	6	1:39.493	32.388	31.208	35.897	168.4	12:43:17.869
3	1:38.017	31.257	31.132	35.628	170.9	12:38:09.539	7	1:38.512	31.255	31.171	36.086	170.0	12:44:56.381
4	1:37.711	30.936	31.070	35.705	171.4	12:39:47.250	8	1:38.105	31.152	31.026	35.927	170.7	12:46:34.486
5	1:38.113	31.020	31.115	35.978	170.7	12:41:25.363	9	1:43.434	31.047	31.574	40.813	161.9	12:48:17.920
6	1:38.315	31.341	31.194	35.780	170.4	12:43:03.678	10	1:58.839	37.876	36.485	44.478	141.0	12:50:16.759
7	1:37.954	30.902	31.211	35.841	171.0	12:44:41.632	11	2:35.391	44.408	45.410	1:05.573	107.8	12:52:52.150
8	1:38.248	31.089	31.187	35.972	170.5	12:46:19.880	12	1:54.820	33.533	33.724	47.563	145.9	12:54:46.970
9	1:39.596	30.936	31.279	37.381	168.2	12:47:59.476	13	2:25.641	48.100	43.710	53.831	115.0	12:57:12.611
10	2:00.881	38.122	39.208	43.551	138.6	12:50:00.357	14	2:49.832	55.671	43.320	1:10.841	98.6	13:00:02.443
11	2:48.270	47.391	47.720	1:13.159	99.5	12:52:48.627	15	1:42.976	34.127	32.574	36.275	162.7	13:01:45.419
10 Enzo TARNVANICHKUL THA							14 Keanu AL AZHARI ARE						
Griffin Core by Campos Dallara 326							Hitech Dallara 326						
1	1:44.244	35.471	32.189	36.584	160.7	12:34:55.273	1	1:48.464	40.065	32.026	36.373	154.4	12:34:59.493
2	1:39.225	31.899	31.351	35.975	168.8	12:36:34.498	2	1:38.704	31.755	31.057	35.892	169.7	12:36:38.197
3	1:38.597	31.333	31.406	35.858	169.9	12:38:13.095	3	1:38.987	31.473	31.751	35.763	169.2	12:38:17.184
4	1:38.095	30.987	31.323	35.785	170.8	12:39:51.190	4	1:38.313	31.080	31.303	35.930	170.4	12:39:55.497
5	1:38.157	31.026	31.271	35.860	170.7	12:41:29.347	5	1:38.263	31.000	31.404	35.859	170.5	12:41:33.760
6	1:38.339	31.086	31.335	35.918	170.3	12:43:07.686	6	1:38.206	30.954	31.353	35.899	170.6	12:43:11.966
7	1:38.047	30.954	31.294	35.799	170.8	12:44:45.733	7	1:38.359	30.933	31.346	36.080	170.3	12:44:50.325
8	1:38.146	30.898	31.288	35.960	170.7	12:46:23.879	8	1:38.241	30.883	31.451	35.907	170.5	12:46:28.566
9	1:41.242	30.876	31.491	38.875	165.5	12:48:05.121	9	1:41.790	30.906	31.654	39.230	164.6	12:48:10.356
10	2:01.478	37.907	38.453	45.118	137.9	12:50:06.599	10	2:00.706	37.510	37.751	45.445	138.8	12:50:11.062
11	2:43.230	46.738	46.371	1:10.121	102.6	12:52:49.829	11	2:39.793	45.660	46.281	1:07.852	104.8	12:52:50.855
12	1:51.056	34.033	32.584	44.439	150.8	12:54:40.885	12	1:50.566	33.573	32.174	44.819	151.5	12:54:41.421
13	2:26.471	48.858	44.335	53.278	114.4	12:57:07.356	13	2:26.378	49.046	44.195	53.137	114.4	12:57:07.799
14	2:53.469	55.543	43.847	1:14.079	96.6	13:00:00.825	14	2:53.199	56.064	43.444	1:13.691	96.7	13:00:00.998
15	1:42.758	34.332	31.981	36.445	163.0	13:01:43.583	15	1:41.652	33.567	31.845	36.240	164.8	13:01:42.650
16	1:38.983	31.251	31.607	36.125	169.2	13:03:22.566	16	1:38.743	31.120	31.120	36.503	169.6	13:03:21.393
11 Luca VIISOREANU ROU							16 Bianca BUSTAMANTE PHL						
TC Racing Dallara 326							Palou Motorsport Dallara 326						
1	1:56.756 B	38.253	33.494	45.009	143.5	12:35:07.785	1	1:47.496	37.483	33.094	36.919	155.8	12:34:58.525
2	2:51.505	1:43.746	31.950	35.809	97.7	12:37:59.290	2	1:47.004	33.808	37.240	35.956	156.5	12:36:45.529
3	1:38.700	31.565	31.333	35.802	169.7	12:39:37.990	3	1:39.705	32.316	31.529	35.860	168.0	12:38:25.234
4	1:38.926	31.379	31.517	36.030	169.3	12:41:16.916	4	1:38.832	31.486	31.586	35.760	169.5	12:40:04.066
5	1:38.666	31.286	31.502	35.878	169.8	12:42:55.582	5	1:40.092	32.482	31.612	35.998	167.4	12:41:44.158
6	1:38.341	31.196	31.285	35.860	170.3	12:44:33.923	6	1:39.589	31.627	32.069	35.893	168.2	12:43:23.747
7	1:39.868	31.455	31.344	37.069	167.7	12:46:13.791	7	1:38.404	31.224	31.247	35.933	170.2	12:45:02.151
8	2:05.234	32.215	51.903	41.116	133.8	12:48:19.025	8	1:39.417	31.323	31.362	36.732	168.5	12:46:41.568
9	1:58.760	37.994	36.774	43.992	141.0	12:50:17.785	9	1:43.028	31.278	31.635	40.115	162.6	12:48:24.596
10	2:34.588	43.989	45.830	1:04.769	108.4	12:52:52.373	10	1:55.016	35.753	36.863	42.400	145.6	12:50:19.612
11	2:01.807	37.559	35.877	48.371	137.5	12:54:54.180	11	2:33.294	43.437	45.916	1:03.941	109.3	12:52:52.906
12	2:25.246	47.534	44.649	53.063	115.3	12:57:19.426	12	1:55.113	33.494	34.039	47.580	145.5	12:54:48.019
13	2:46.124	57.264	41.243	1:07.617	100.8	13:00:05.550	13	2:25.280	47.833	43.543	53.904	115.3	12:57:13.299
14	1:51.723	39.319	33.666	38.738	149.9	13:01:57.273	14	2:49.517	55.577	43.463	1:10.477	98.8	13:00:02.816
							15	1:44.178	34.229	32.669	37.280	160.8	13:01:46.994

EURO CUP 3



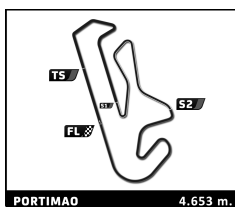
Eurocup3 ROUND 2 - PORTIMAO Race 1

Sector Analysis

Lap under Red Flag — Invalidated Lap ■ Personal Best ■ Session Best B Crossing the pit lane

Lap	Time	Sector 1	Sector 2	Sector 3	Kph	Elapsed	Lap	Time	Sector 1	Sector 2	Sector 3	Kph	Elapsed		
16	<u>1:40.576</u>	32.394	<u>31.893</u>	36.289	166.5	13:03:27.570	16	<u>1:40.517</u>	<u>31.578</u>	32.025	36.914	166.6	13:03:25.357		
20	Benjamin BECKLEY						CRI	26	Tommy HARFIELD						GBR
	Tecnicar by Amtog						Dallara 326		Double R						Dallara 326
1	1:50.432	39.513	33.679	37.240	151.7	12:35:01.461	1	1:46.029	36.852	32.529	36.648	158.0	12:34:57.058		
2	1:42.143	32.568	33.251	36.324	164.0	12:36:43.604	2	1:40.746	31.988	32.406	36.352	166.3	12:36:37.804		
3	<u>1:39.461</u>	<u>32.047</u>	<u>31.552</u>	35.862	168.4	12:38:23.065	3	1:40.083	31.836	32.052	36.195	167.4	12:38:17.887		
4	1:39.503	31.657	31.599	36.247	168.3	12:40:02.568	4	1:38.448	31.006	31.457	35.985	170.1	12:39:56.335		
5	<u>1:40.735</u>	<u>32.605</u>	<u>31.872</u>	36.258	166.3	12:41:43.303	5	<u>1:38.866</u>	<u>31.247</u>	31.586	36.033	169.4	12:41:35.201		
6	1:42.394	32.501	32.991	36.902	163.6	12:43:25.697	6	<u>1:39.036</u>	<u>31.305</u>	31.637	36.094	169.1	12:43:14.237		
7	1:39.787	31.899	31.672	36.216	167.9	12:45:05.484	7	1:39.994	31.716	31.942	36.336	167.5	12:44:54.231		
8	1:39.695	31.797	31.608	36.290	168.0	12:46:45.179	8	1:38.612	31.143	31.378	36.091	169.9	12:46:32.843		
9	1:43.845	31.740	31.897	40.208	161.3	12:48:29.024	27	Heitor DALL'AGNOL						BRA	
10	1:53.790	36.163	34.924	42.703	147.2	12:50:22.814		Palou Motorsport						Dallara 326	
11	2:31.468	44.289	44.246	1:02.933	110.6	12:52:54.282	1	1:43.642	35.140	31.829	36.673	161.6	12:34:54.671		
12	1:58.439	34.439	35.713	48.287	141.4	12:54:52.721	2	1:39.153	31.794	31.435	35.924	168.9	12:36:33.824		
13	2:24.969	47.269	43.647	54.053	115.5	12:57:17.690	3	1:38.774	31.500	31.493	35.781	169.6	12:38:12.598		
14	2:46.645	56.987	41.298	1:08.360	100.5	13:00:04.335	4	<u>1:38.067</u>	<u>31.000</u>	31.277	35.790	170.8	12:39:50.665		
15	1:44.283	34.543	32.669	37.071	160.6	13:01:48.618	5	1:37.869	31.043	31.047	35.779	171.2	12:41:28.534		
16	1:41.441	32.210	32.576	36.655	165.1	13:03:30.059	6	<u>1:38.201</u>	31.124	<u>31.385</u>	35.692	170.6	12:43:06.735		
22	Casper STEVENSON						GBR	7	1:38.321	31.283	31.218	35.820	170.4	12:44:45.056	
	Tecnicar by Amtog						Dallara 326	8	1:38.183	30.971	31.292	35.920	170.6	12:46:23.239	
1	1:45.879	37.056	32.055	36.768	158.2	12:34:56.908	9	1:40.987	30.928	31.318	38.741	165.9	12:48:04.226		
2	1:40.623	32.003	32.361	36.259	166.5	12:36:37.531	10	2:01.537	37.704	38.945	44.888	137.8	12:50:05.763		
3	1:39.004	31.483	31.629	35.892	169.2	12:38:16.535	11	2:43.747	46.189	47.049	1:10.509	102.3	12:52:49.510		
4	1:39.336	31.239	31.927	36.170	168.6	12:39:55.871	12	1:48.170	34.071	31.995	42.104	154.9	12:54:37.680		
5	1:38.909	31.403	31.520	35.986	169.4	12:41:34.780	13	2:27.400	49.746	44.699	52.955	113.6	12:57:05.080		
6	<u>1:38.685</u>	<u>31.270</u>	31.487	35.928	169.7	12:43:13.465	14	2:54.895	55.701	43.083	1:16.111	95.8	12:59:59.975		
7	1:38.697	31.291	31.389	36.017	169.7	12:44:52.162	15	1:41.603	33.888	31.596	36.119	164.9	13:01:41.578		
8	1:38.684	31.293	31.410	35.981	169.7	12:46:30.846	16	1:38.349	31.111	31.214	36.024	170.3	13:03:19.927		
9	1:43.103	31.171	32.256	39.676	162.5	12:48:13.949	31	Renzo BARBUY						ARG	
10	1:59.783	38.837	36.236	44.710	139.8	12:50:13.732		TC Racing						Dallara 326	
11	2:37.593	44.769	45.937	1:06.887	106.3	12:52:51.325	1	1:49.016	38.841	32.727	37.448	153.7	12:35:00.045		
12	<u>1:53.412</u>	<u>33.484</u>	<u>33.104</u>	46.824	147.7	12:54:44.737	2	1:43.016	32.481	34.378	36.157	162.6	12:36:43.061		
13	2:25.199	48.409	43.592	53.198	115.4	12:57:09.936	3	1:50.088	B 35.581	31.793	42.714	152.2	12:38:33.149		
14	2:51.835	56.283	43.342	1:12.210	97.5	13:00:01.771	4	2:40.871	1:33.244	31.743	35.884	104.1	12:41:14.020		
15	1:44.226	34.652	32.672	36.902	160.7	13:01:45.997	5	1:39.536	31.983	31.499	36.054	168.3	12:42:53.556		
16	<u>1:42.490</u>	<u>33.705</u>	32.139	36.646	163.4	13:03:28.487	6	1:39.687	31.479	31.627	36.581	168.0	12:44:33.243		
23	Stefan BOSTANDJIEV						BGR	7	1:42.366	32.887	32.944	36.535	163.6	12:46:15.609	
	Hitech						Dallara 326	8	2:00.991	34.416	45.675	40.900	138.4	12:48:16.600	
1	1:46.566	37.039	32.650	36.877	157.2	12:34:57.595	9	1:59.160	38.413	36.452	44.295	140.6	12:50:15.760		
2	1:40.600	31.716	32.384	36.500	166.5	12:36:38.195	10	2:36.288	44.661	45.476	1:06.151	107.2	12:52:52.048		
3	1:40.145	32.206	31.563	36.376	167.3	12:38:18.340	11	<u>2:01.555</u>	<u>37.191</u>	35.854	48.510	137.8	12:54:53.603		
4	1:38.316	31.129	31.417	35.770	170.4	12:39:56.656	12	2:24.822	47.199	44.288	53.335	115.7	12:57:18.425		
5	1:39.072	31.326	31.695	36.051	169.1	12:41:35.728	13	2:46.402	57.022	41.236	1:08.144	100.7	13:00:04.827		
6	1:38.766	31.414	31.351	36.001	169.6	12:43:14.494	14	1:47.930	37.700	33.028	37.202	155.2	13:01:52.757		
7	1:38.967	31.272	31.872	35.823	169.3	12:44:53.461	15	1:41.554	31.443	32.177	37.934	164.9	13:03:34.311		
8	1:38.475	31.084	31.350	36.041	170.1	12:46:31.936	33	Rafael PERARD						FRA	
9	1:42.937	31.212	31.826	39.899	162.7	12:48:14.873		Palou Motorsport						Dallara 326	
10	2:00.019	38.739	36.470	44.810	139.6	12:50:14.892	1	1:42.149	34.067	31.687	36.395	164.0	12:34:53.178		
11	2:36.624	44.463	45.887	1:06.274	106.9	12:52:51.516	2	1:38.952	31.586	31.467	35.899	169.3	12:36:32.130		
12	<u>1:55.086</u>	<u>33.904</u>	33.629	47.553	145.6	12:54:46.602	3	1:38.152	31.246	31.225	35.681	170.7	12:38:10.282		
13	2:25.516	47.835	43.601	54.080	115.1	12:57:12.118	4	1:37.914	31.071	31.106	35.737	171.1	12:39:48.196		
14	2:50.125	55.484	43.324	1:11.317	98.5	13:00:02.243	5	<u>1:37.965</u>	31.070	<u>30.909</u>	35.986	171.0	12:41:26.161		
15	1:42.597	33.921	32.337	36.339	163.3	13:01:44.840									

EURO CUP 3



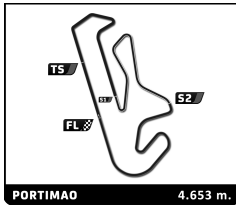
Eurocup3 ROUND 2 - PORTIMAO Race 1

Sector Analysis

Lap under Red Flag — Invalidated Lap ■ Personal Best ■ Session Best B Crossing the pit lane

Lap	Time	Sector 1	Sector 2	Sector 3	Kph	Elapsed	Lap	Time	Sector 1	Sector 2	Sector 3	Kph	Elapsed
37 Filippo FIORENTINO BRA							44 Rayan CARETTI FRA						
Drivex Dallara 326							GRS Dallara 326						
1	1:44.507	35.686	32.427	36.394	160.3	12:34:55.536	1	1:45.387	36.411	32.367	36.609	158.9	12:34:56.416
2	1:40.075	32.334	31.759	35.982	167.4	12:36:35.611	2	1:39.905	32.046	31.766	36.093	167.7	12:36:36.321
3	1:39.157	31.816	31.580	35.761	168.9	12:38:14.768	3	1:39.742	32.050	31.548	36.144	167.9	12:38:16.063
4	1:38.495	31.251	31.440	35.804	170.1	12:39:53.263	4	1:38.535	31.314	31.455	35.766	170.0	12:39:54.598
5	1:38.388	31.094	31.353	35.941	170.3	12:41:31.651	5	1:38.173	31.112	31.316	35.745	170.6	12:41:32.771
6	1:38.260	31.091	31.226	35.943	170.5	12:43:09.911	6	1:38.693	31.362	31.447	35.884	169.7	12:43:11.464
7	1:38.495	31.175	31.361	35.959	170.1	12:44:48.406	7	1:38.209	30.996	31.426	35.787	170.6	12:44:49.673
8	1:38.287	31.040	31.221	36.026	170.4	12:46:26.693	8	1:38.419	31.063	31.395	35.961	170.2	12:46:28.092
9	1:41.260	31.038	31.226	38.996	165.4	12:48:07.953	9	1:42.868	31.063	32.398	39.407	162.8	12:48:10.960
10	2:01.278	37.998	38.174	45.106	138.1	12:50:09.231	10	2:01.175	39.046	37.123	45.006	138.2	12:50:12.135
11	2:40.997	46.286	46.188	1:08.523	104.0	12:52:50.228	11	2:38.983	45.372	46.167	1:07.444	105.4	12:52:51.118
12	1:52.001	34.012	32.712	45.277	149.6	12:54:42.229	12	1:54.283	34.004	33.100	47.179	146.6	12:54:45.401
13	2:26.470	49.020	44.206	53.244	114.4	12:57:08.699	13	2:25.323	48.500	43.647	53.176	115.3	12:57:10.724
14	2:52.525	56.005	43.576	1:12.944	97.1	13:00:01.224	14	2:51.209	56.131	43.497	1:11.581	97.8	13:00:01.933
15	1:43.429	34.029	32.184	37.216	162.0	13:01:44.653	15	1:43.273	34.221	32.744	36.308	162.2	13:01:45.206
16	1:39.496	31.720	31.638	36.138	168.4	13:03:24.149	16	1:40.426	31.863	31.981	36.582	166.8	13:03:25.632
39 Santino PANETTA ARG							48 James EGOZI USA						
Hitech Dallara 326							Palou Motorsport Dallara 326						
1	1:45.350	36.379	32.301	36.670	159.0	12:34:56.379	1	1:40.659	32.351	31.773	36.535	166.4	12:34:51.688
2	1:39.934	31.702	31.999	36.233	167.6	12:36:36.313	2	1:37.397	30.942	30.842	35.613	172.0	12:36:29.085
3	1:39.159	31.731	31.462	35.966	168.9	12:38:15.472	3	1:37.595	31.216	30.862	35.517	171.6	12:38:06.680
4	1:38.380	30.977	31.630	35.773	170.3	12:39:53.852	4	1:37.267	30.857	30.873	35.537	172.2	12:39:43.947
5	1:38.689	31.067	31.645	35.977	169.7	12:41:32.541	5	1:37.406	30.955	30.855	35.596	172.0	12:41:21.353
6	1:38.292	30.943	31.571	35.778	170.4	12:43:10.833	6	1:37.825	31.248	30.992	35.585	171.2	12:42:59.178
7	1:38.367	30.922	31.551	35.894	170.3	12:44:49.200	7	1:37.285	30.861	30.798	35.626	172.2	12:44:36.463
8	1:38.366	30.968	31.455	35.943	170.3	12:46:27.566	8	1:37.678	30.950	31.095	35.633	171.5	12:46:14.141
9	1:41.249	30.901	31.452	38.896	165.4	12:48:08.815	9	1:37.397	30.846	30.929	35.622	172.0	12:47:51.538
10	2:01.916	37.865	38.246	45.805	137.4	12:50:10.731	10	2:05.240	39.220	42.128	43.892	133.7	12:49:56.778
11	2:39.866	45.314	46.428	1:08.124	104.8	12:52:50.597	11	2:50.584	47.489	48.253	1:14.842	98.2	12:52:47.362
12	1:52.358	33.882	32.768	45.708	149.1	12:54:42.955	12	1:42.968	33.050	31.111	38.807	162.7	12:54:30.330
13	2:26.296	48.730	44.272	53.294	114.5	12:57:09.251	13	2:29.853	51.850	44.728	53.275	111.8	12:57:00.183
14	2:52.179	55.966	43.703	1:12.510	97.3	13:00:01.430	14	2:58.200	54.294	44.934	1:18.972	94.0	12:59:58.383
15	1:43.001	33.946	32.426	36.629	162.6	13:01:44.431	15	1:39.379	33.035	30.949	35.395	168.6	13:01:37.762
16	1:39.272	31.218	31.642	36.412	168.7	13:03:23.703	16	1:37.667	30.912	31.050	35.705	171.5	13:03:15.429
41 Alex POWELL USA							70 Jakob BERGMEISTER DEU						
Griffin Core by Campos Dallara 326							GRS Dallara 326						
1	1:40.746	32.880	31.760	36.106	166.3	12:34:51.775	1	1:49.177	38.760	32.705	37.712	153.4	12:35:00.206
2	1:45.572	36.874	32.354	36.344	158.7	12:36:37.347	2	1:41.477	32.839	32.715	35.923	165.1	12:36:41.683
3	1:47.485B	32.104	31.658	43.723	155.8	12:38:24.832	3	1:39.809	32.241	31.626	35.942	167.8	12:38:21.492
							4	1:39.932	31.729	32.022	36.181	167.6	12:40:01.424
							5	1:39.585	31.511	31.888	36.186	168.2	12:41:41.009
							6	1:39.684	31.629	31.752	36.303	168.0	12:43:20.693
							7	1:40.716	31.820	32.319	36.577	166.3	12:45:01.409
							8	1:41.365	31.637	31.900	37.828	165.3	12:46:42.774
							9	1:44.623	32.369	31.755	40.499	160.1	12:48:27.397
							10	1:53.912	36.297	35.541	42.074	147.1	12:50:21.309
							11	2:32.491	43.888	45.275	1:03.328	109.8	12:52:53.800
							12	1:56.897	34.375	34.387	48.135	143.3	12:54:50.697
							13	2:25.344	47.644	43.421	54.279	115.2	12:57:16.041
							14	2:47.703	56.740	41.500	1:09.463	99.9	13:00:03.744
							15	1:43.814	34.064	32.461	37.289	161.4	13:01:47.558
							16	1:41.772	32.531	32.538	36.703	164.6	13:03:29.330

EURO CUP 3



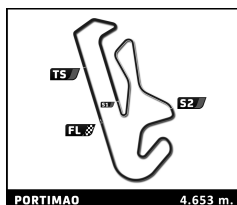
Eurocup3 ROUND 2 - PORTIMAO Race 1

Sector Analysis

Lap under Red Flag — Invalidated Lap ■ Personal Best ■ Session Best B Crossing the pit lane

Lap	Time	Sector 1	Sector 2	Sector 3	Kph	Elapsed	Lap	Time	Sector 1	Sector 2	Sector 3	Kph	Elapsed		
77	Bart HARRISON						GBR	99	René LAMMERS						NLD
	Double R						Dallara 326		MP Motorsport						Dallara 326
1	1:43.005	34.528	31.910	36.567	162.6	12:34:54.034	1	1:40.552	32.281	31.717	36.554	166.6	12:34:51.581		
2	<u>1:39.169</u>	<u>31.468</u>	<u>31.670</u>	36.031	168.9	12:36:33.203	2	1:38.244	31.623	31.151	35.470	170.5	12:36:29.825		
3	1:38.367	31.390	31.214	35.763	170.3	12:38:11.570	3	1:37.712	31.365	30.908	35.439	171.4	12:38:07.537		
4	1:37.951	31.231	30.987	35.733	171.0	12:39:49.521	4	<u>1:37.405</u>	<u>31.018</u>	30.916	35.471	172.0	12:39:44.942		
5	1:38.163	31.012	31.281	35.870	170.6	12:41:27.684	5	1:37.472	31.002	30.952	35.518	171.9	12:41:22.414		
6	<u>1:38.296</u>	31.140	<u>31.313</u>	35.843	170.4	12:43:05.980	6	1:38.050	31.488	30.943	35.619	170.8	12:43:00.464		
7	1:38.127	30.871	31.284	35.972	170.7	12:44:44.107	7	1:37.414	30.831	30.958	35.625	172.0	12:44:37.878		
8	1:38.126	30.935	31.242	35.949	170.7	12:46:22.233	8	1:38.078	30.948	30.998	36.132	170.8	12:46:15.956		
9	1:40.347	30.876	31.238	38.233	166.9	12:48:02.580	9	1:38.257	31.046	31.162	36.049	170.5	12:47:54.213		
10	2:01.094	38.569	38.092	44.433	138.3	12:50:03.674	10	2:03.690	38.361	41.590	43.739	135.4	12:49:57.903		
11	2:45.612	46.340	47.576	1:11.696	101.1	12:52:49.286	11	2:49.861	47.393	47.954	1:14.514	98.6	12:52:47.764		
12	1:49.222	34.369	31.912	42.941	153.4	12:54:38.508	12	1:43.298	33.459	31.327	38.512	162.2	12:54:31.062		
13	2:27.303	49.601	44.525	53.177	113.7	12:57:05.811	13	2:30.057	52.213	44.427	53.417	111.6	12:57:01.119		
14	2:54.446	55.355	43.403	1:15.688	96.0	13:00:00.257	14	2:57.615	54.166	44.988	1:18.461	94.3	12:59:58.734		
15	<u>1:42.320</u>	33.959	<u>32.052</u>	36.309	163.7	13:01:42.577	15	1:40.159	33.366	31.094	35.699	167.2	13:01:38.893		
16	1:39.342	31.611	31.272	36.459	168.6	13:03:21.919	16	1:37.823	30.935	31.066	35.822	171.2	13:03:16.716		
84	Genaro TRAPPA						ARG								
	Hitech						Dallara 326								
1	1:44.207	35.256	32.271	36.680	160.7	12:34:55.236									
2	1:40.078	32.441	31.631	36.006	167.4	12:36:35.314									
3	1:39.011	31.882	31.337	35.792	169.2	12:38:14.325									
4	1:38.125	31.059	31.103	35.963	170.7	12:39:52.450									
5	1:38.336	31.178	31.270	35.888	170.3	12:41:30.786									
6	1:38.344	31.244	31.233	35.867	170.3	12:43:09.130									
7	1:38.061	31.019	31.197	35.845	170.8	12:44:47.191									
8	<u>1:38.293</u>	<u>31.033</u>	31.245	36.015	170.4	12:46:25.484									
9	1:41.149	31.049	31.364	38.736	165.6	12:48:06.633									
10	2:01.751	37.892	38.739	45.120	137.6	12:50:08.384									
11	2:41.788	45.736	46.709	1:09.343	103.5	12:52:50.172									
12	<u>1:49.443</u>	<u>33.667</u>	32.237	43.539	153.1	12:54:39.615									
13	2:27.302	49.601	44.205	53.496	113.7	12:57:06.917									
14	2:53.722	55.479	43.335	1:14.908	96.4	13:00:00.639									
15	<u>1:42.797</u>	<u>34.264</u>	32.016	36.517	163.0	13:01:43.436									
16	<u>1:38.889</u>	<u>31.380</u>	31.373	36.136	169.4	13:03:22.325									
91	Lorenzo CAMPOS						AGO								
	Double R						Dallara 326								
1	1:46.956	37.497	32.599	36.860	156.6	12:34:57.985									
2	2:11.748 B	52.572	33.668	45.508	127.1	12:37:09.733									
3	2:56.637	1:47.621	32.761	36.255	94.8	12:40:06.370									
4	1:38.934	31.538	31.498	35.898	169.3	12:41:45.304									
5	1:39.158	31.308	31.823	36.027	168.9	12:43:24.462									
6	1:39.627	31.947	31.555	36.125	168.1	12:45:04.089									
7	1:38.764	31.140	31.441	36.183	169.6	12:46:42.853									
8	1:43.756	31.391	31.460	40.905	161.4	12:48:26.609									
9	1:54.157	36.294	35.739	42.124	146.7	12:50:20.766									
10	2:32.621	43.847	45.390	1:03.384	109.8	12:52:53.387									
11	1:56.069	34.167	33.895	48.007	144.3	12:54:49.456									
12	2:25.191	47.686	43.231	54.274	115.4	12:57:14.647									
13	2:48.489	56.373	42.154	1:09.962	99.4	13:00:03.136									
14	1:44.005	34.679	32.143	37.183	161.1	13:01:47.141									
15	1:40.966	32.386	32.050	36.530	165.9	13:03:28.107									

EURO CUP 3

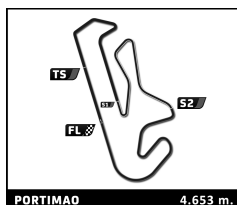


Eurocup3 ROUND 2 - PORTIMAO Race 1

Track Limits Analysis

No	Driver	Team	T.L. Nr	Camera	Lap	Time
2	Kacper SZTUKA	Tecnicar by Amtog	1	Turn 5	12	12:53:28.817
2	Kacper SZTUKA	Tecnicar by Amtog	2	Turn 5	15	13:00:41.078
						Total Infractions: <input type="text" value="2"/>
3	Edouard BORGNA	Drivex	1	Turn 1	3	12:37:58.841
3	Edouard BORGNA	Drivex	2	Turn 5	6	12:43:22.342
3	Edouard BORGNA	Drivex	3	Turn 4	6	12:43:09.332
3	Edouard BORGNA	Drivex	4	Turn 4	16	13:02:13.141
						Total Infractions: <input type="text" value="4"/>
4	Ean EYCKMANS	MP Motorsport	1	Turn 1	2	12:35:05.970
						Total Infractions: <input type="text" value="1"/>
5	Patrick HEUZENROEDER	Griffin Core by Campos	1	Turn 5	2	12:35:29.068
5	Patrick HEUZENROEDER	Griffin Core by Campos	2	Turn 5	12	12:53:28.817
5	Patrick HEUZENROEDER	Griffin Core by Campos	3	Turn 5	15	13:00:38.684
5	Patrick HEUZENROEDER	Griffin Core by Campos	4	Turn 5	16	13:02:17.709
						Total Infractions: <input type="text" value="4"/>
6	Stylianos KOLOVOS	Drivex	1	Turn 5	8	12:45:37.544
						Total Infractions: <input type="text" value="1"/>
8	Alceu FELDMANN	MP Motorsport	1	Turn 1	2	12:35:08.371
8	Alceu FELDMANN	MP Motorsport	2	Turn 4	7	12:43:48.937
8	Alceu FELDMANN	MP Motorsport	3	Turn 1	9	12:46:53.845
8	Alceu FELDMANN	MP Motorsport	4	Turn 1	16	13:01:56.315
						Total Infractions: <input type="text" value="4"/>
9	Thomas STRAUVEN	Griffin Core by Campos	1	Turn 1	7	12:43:15.262
						Total Infractions: <input type="text" value="1"/>
10	Enzo TARNVANICHKUL	Griffin Core by Campos	1	Turn 1	7	12:43:19.198
10	Enzo TARNVANICHKUL	Griffin Core by Campos	2	Turn 1	9	12:46:35.394
10	Enzo TARNVANICHKUL	Griffin Core by Campos	3	Turn 5	15	13:00:41.078
						Total Infractions: <input type="text" value="3"/>
11	Luca VIISOREANU	TC Racing	1	Turn 1	8	12:46:26.386
						Total Infractions: <input type="text" value="1"/>
12	Gianmarco PRADEL	MP Motorsport	1	Turn 1	9	12:46:46.271
						Total Infractions: <input type="text" value="1"/>
14	Keanu AL AZHARI	Hitech	1	Turn 1	7	12:43:23.536
14	Keanu AL AZHARI	Hitech	2	Turn 1	8	12:45:00.865
14	Keanu AL AZHARI	Hitech	3	Turn 4	12	12:53:16.801
						Total Infractions: <input type="text" value="3"/>
16	Bianca BUSTAMANTE	Palou Motorsport	1	Turn 1	2	12:35:09.242
16	Bianca BUSTAMANTE	Palou Motorsport	2	Turn 5	3	12:37:24.162
16	Bianca BUSTAMANTE	Palou Motorsport	3	Turn 5	8	12:45:39.550
16	Bianca BUSTAMANTE	Palou Motorsport	4	Turn 5	16	13:02:25.022
						Total Infractions: <input type="text" value="4"/>
20	Benjamin BECKLEY	Tecnicar by Amtog	1	Turn 4	3	12:37:08.536
20	Benjamin BECKLEY	Tecnicar by Amtog	2	Turn 5	3	12:37:21.480
20	Benjamin BECKLEY	Tecnicar by Amtog	3	Turn 1	5	12:40:14.384
20	Benjamin BECKLEY	Tecnicar by Amtog	4	Turn 5	5	12:40:41.149
						Total Infractions: <input type="text" value="4"/>
22	Casper STEVENSON	Tecnicar by Amtog	1	Turn 1	6	12:41:46.706
22	Casper STEVENSON	Tecnicar by Amtog	2	Turn 5	12	12:53:31.219
22	Casper STEVENSON	Tecnicar by Amtog	3	Turn 4	12	12:53:18.871
22	Casper STEVENSON	Tecnicar by Amtog	4	Turn 1	16	13:01:56.315

EURO CUP 3

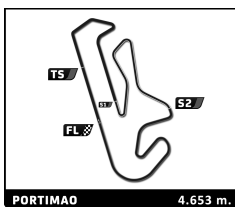


Eurocup3 ROUND 2 - PORTIMAO Race 1

Track Limits Analysis

No	Driver	Team	T.L. Nr	Camera	Lap	Time	
							Total Infractions: <input type="text" value="4"/>
23	Stefan BOSTANDJIEV	Hitech	1	Turn 1	12	12:53:05.715	
23	Stefan BOSTANDJIEV	Hitech	2	Turn 1	16	13:01:56.315	
							Total Infractions: <input type="text" value="2"/>
26	Tommy HARFIELD	Double R	1	Turn 1	5	12:40:07.242	
26	Tommy HARFIELD	Double R	2	Turn 1	6	12:41:46.706	
							Total Infractions: <input type="text" value="2"/>
27	Heitor DALL'AGNOL	Palou Motorsport	1	Turn 1	4	12:38:23.732	
27	Heitor DALL'AGNOL	Palou Motorsport	2	Turn 5	6	12:42:05.000	
							Total Infractions: <input type="text" value="2"/>
31	Renzo BARBUY	TC Racing	1	Turn 4	11	12:53:22.006	
							Total Infractions: <input type="text" value="1"/>
33	Rafael PERARD	Palou Motorsport	1	Turn 5	5	12:40:25.204	
33	Rafael PERARD	Palou Motorsport	2	Turn 5	6	12:42:02.668	
							Total Infractions: <input type="text" value="2"/>
37	Filippo FIORENTINO	Drivex	1	Turn 1	2	12:35:08.371	
37	Filippo FIORENTINO	Drivex	2	Turn 1	3	12:36:46.704	
37	Filippo FIORENTINO	Drivex	3	Turn 1	7	12:43:21.468	
37	Filippo FIORENTINO	Drivex	4	Turn 4	12	12:53:16.801	
37	Filippo FIORENTINO	Drivex	5	Turn 1	16	13:01:56.315	
							Total Infractions: <input type="text" value="5"/>
39	Santino PANETTA	Hitech	1	Turn 1	8	12:45:00.865	
39	Santino PANETTA	Hitech	2	Turn 5	12	12:53:31.219	
39	Santino PANETTA	Hitech	3	Turn 4	15	13:00:27.737	
							Total Infractions: <input type="text" value="3"/>
41	Alex POWELL	Griffin Core by Campos	1	Turn 1	2	12:35:05.970	
							Total Infractions: <input type="text" value="1"/>
44	Rayan CARETTI	GRS	1	Turn 4	2	12:35:21.327	
44	Rayan CARETTI	GRS	2	Turn 4	3	12:37:01.129	
44	Rayan CARETTI	GRS	3	Turn 5	8	12:45:26.599	
44	Rayan CARETTI	GRS	4	Turn 4	12	12:53:18.871	
44	Rayan CARETTI	GRS	5	Turn 4	15	13:00:29.805	
44	Rayan CARETTI	GRS	6	Turn 5	15	13:00:43.488	
							Total Infractions: <input type="text" value="6"/>
70	Jakob BERGMEISTER	GRS	1	Turn 5	15	13:00:43.488	
							Total Infractions: <input type="text" value="1"/>
77	Bart HARRISON	Double R	1	Turn 1	2	12:35:05.970	
77	Bart HARRISON	Double R	2	Turn 5	2	12:35:30.006	
77	Bart HARRISON	Double R	3	Turn 5	6	12:42:05.000	
77	Bart HARRISON	Double R	4	Turn 5	15	13:00:41.078	
							Total Infractions: <input type="text" value="4"/>
84	Genaro TRAPPA	Hitech	1	Turn 1	8	12:44:58.664	
84	Genaro TRAPPA	Hitech	2	Turn 1	12	12:53:03.313	
84	Genaro TRAPPA	Hitech	3	Turn 4	15	13:00:27.737	
84	Genaro TRAPPA	Hitech	4	Turn 1	16	13:01:54.513	
							Total Infractions: <input type="text" value="4"/>
99	René LAMMERS	MP Motorsport	1	Turn 4	4	12:38:31.518	
							Total Infractions: <input type="text" value="1"/>

EURO CUP 3



Eurocup3 ROUND 2 - PORTIMAO Race 1

Track Limits Analysis

No	Driver	Team	T.L. Nr	Camera	Lap	Time
----	--------	------	---------	--------	-----	------

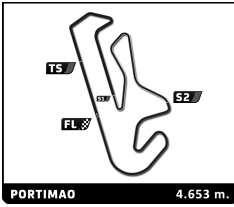
TOTAL TRACK LIMITS: 71

Published at:13:05.....

Track Limits Operator:

Daphne FERNÁNDEZ
OD-1537-ESP-CAT

EURO CUP 3




Eurocup3 ROUND 2 - PORTIMAO Race 1

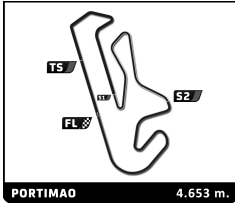
Provisional Race Director Report

Hour	Flag	Message
12:12:18	YF	YELLOW FLAG AT TURN 10 - 11
12:12:20	GF	GREEN FLAG
12:13:26		FAST LANE OPEN
12:15:01		PIT LANE OPEN
12:20:03		5 MINUTES BOARD - PIT LANE CLOSED
12:22:03		3 MINUTES BOARD
12:24:01		1 MINUTE BOARD
12:24:48		15 SECONDS BOARD
12:25:02		GREEN FLAG - FORMATION LAP
12:29:12		EXTRA FORMATION LAP
12:33:31		STARTING PROCEDURE UNDER INVESTIGATION
12:35:29	YF	DOUBLE YELLOW AT TURN 3
12:35:31	YF	DOUBLE YELLOW AT TURN 3 - YELLOW FLAG AT TURN 2
12:35:38	YF	DOUBLE YELLOW AT TURN 3
12:35:40	GF	GREEN FLAG
12:35:59		INCIDENT INVOLVING CARS #91 #8 ON T3 NOTED
12:36:04		DEBRIS ON TRACK T3
12:37:55		STARTING PROCEDURE WILL BE INVESTIGATED AFTER THE SESSION
12:40:29	YF	YELLOW FLAG AT TURN 1
12:40:47	YF	DOUBLE YELLOW AT TURN 1
12:41:27	YF	DOUBLE YELLOW AT TURN 1 - YELLOW FLAG AT TURN 0
12:42:11	YF	YELLOW FLAG AT TURN 0
12:42:12	GF	GREEN FLAG
12:43:00		INCIDENT INVOLVING CARS #7 #41 NOTED
12:47:29	YF	YELLOW FLAG AT TURN 8
12:47:44	SF	SAFETY CAR
12:51:27		SAFETY CAR IN THIS LAP
12:52:22	GF	GREEN FLAG
12:53:45		INCIDENT INVOLVING CARS #9 #5 ON T1 NOTED
12:53:48	SF	SAFETY CAR
12:58:33		SAFETY CAR IN THIS LAP
12:59:31	GF	GREEN FLAG
13:04:43		TOP 3 OVERALL TOP 3 ROOKIE PROCEED TO THE PODIUM AREA - CARS #48 #99 #7 #27

Published at: ...13:05.....

Race Director: Luis GONZÁLEZ 	Timekeeper: Alberto ESTÉBANEZ 
---	--

EURO CUP 3

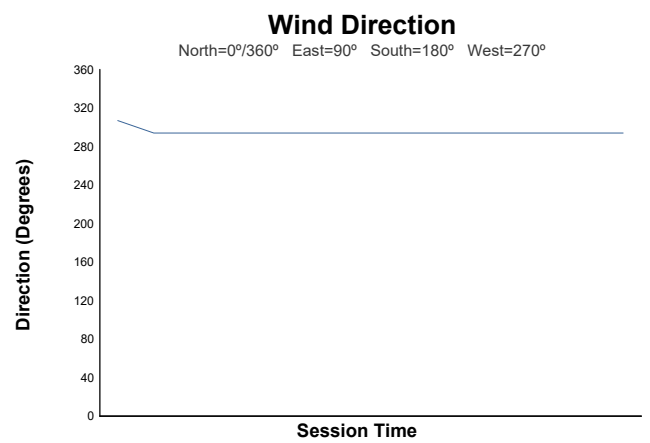
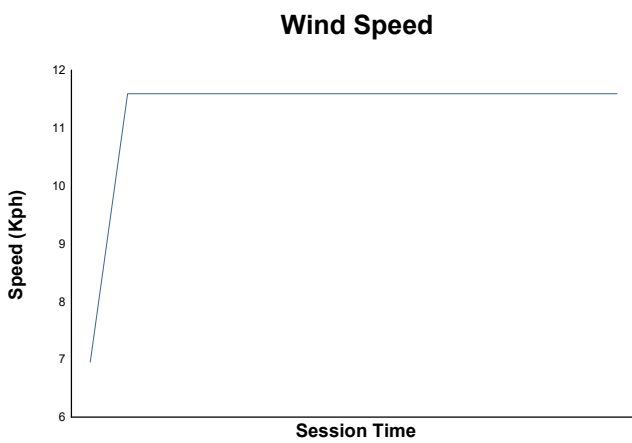
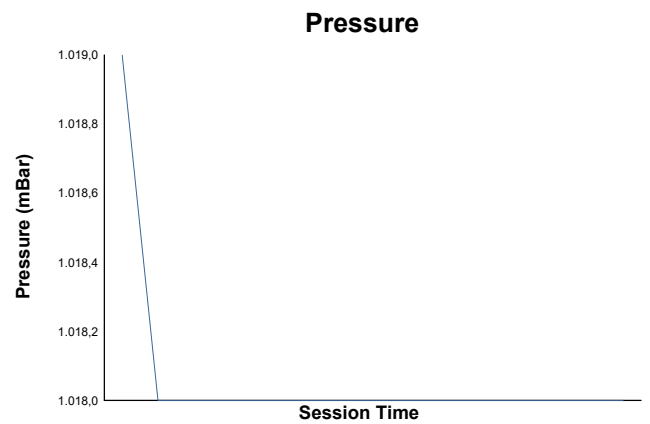
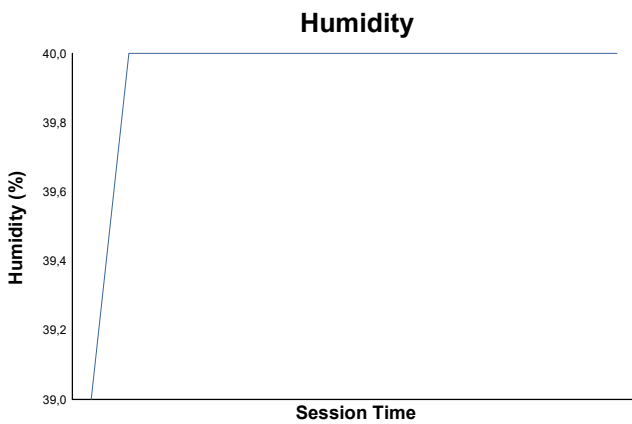
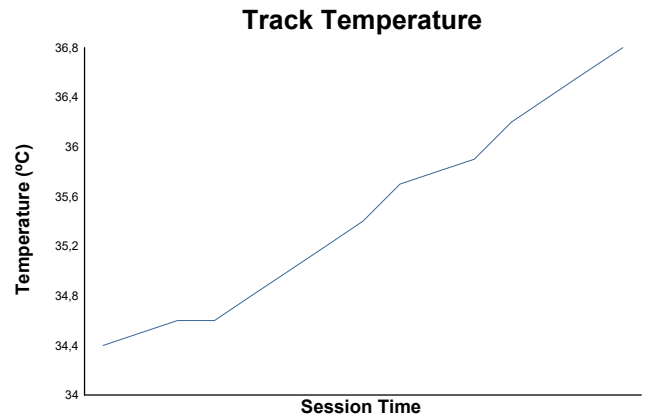
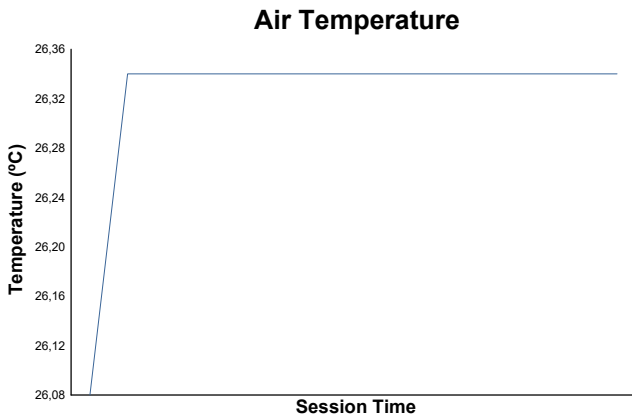


ROUND 2 - PORTIMAO

Eurocup3

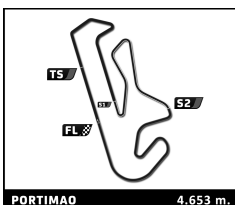
Race 1

Weather Report



Track Status: **DRY**

EURO CUP 3



Eurocup3 ROUND 2 - PORTIMAO Qualifying 2

Final Classification

No	Driver	Nat	Team	Car	Cl.	Time	Lap Total	Gap	Kph
1	48 James EGOZI	USA	Palou Motorsport	Dallara 326		1:35.905	6 9	-	174.7
2	4 Ean EYCKMANS	BEL	MP Motorsport	Dallara 326	R	1:36.108	7 10	+0.203	174.3
3	27 Heitor DALL'AGNOL	BRA	Palou Motorsport	Dallara 326	R	1:36.150	6 9	+0.245	174.2
4	33 Rafael PERARD	FRA	Palou Motorsport	Dallara 326	R	1:36.200	6 9	+0.295	174.1
5	41 Alex POWELL	USA	Griffin Core by Campos	Dallara 326	R	1:36.243	5 8	+0.338	174.0
6	7 Chistopher EL FEGHALI	LBN	Drivex	Dallara 326	R	1:36.365	6 8	+0.460	173.8
7	9 Thomas STRAUVEN	BEL	Griffin Core by Campos	Dallara 326	R	1:36.547	6 8	+0.642	173.5
8	14 Keanu AL AZHARI	ARE	Hitech	Dallara 326		1:36.561	6 9	+0.656	173.5
9	12 Gianmarco PRADEL	AUS	MP Motorsport	Dallara 326		1:36.584	7 11	+0.679	173.4
10	8 Alceu FELDMANN	BRA	MP Motorsport	Dallara 326		1:36.642	8 9	+0.737	173.3
11	10 Enzo TARNVANICHKUL	THA	Griffin Core by Campos	Dallara 326		1:36.664	6 8	+0.759	173.3
12	84 Genaro TRAPPA	ARG	Hitech	Dallara 326	R	1:36.671	6 8	+0.766	173.3
13	39 Santino PANETTA	ARG	Hitech	Dallara 326	R	1:36.705	7 9	+0.800	173.2
14	5 Patrick HEUZENROEDER	AUS	Griffin Core by Campos	Dallara 326		1:36.772	5 8	+0.867	173.1
15	23 Stefan BOSTANDJIEV	BGR	Hitech	Dallara 326		1:36.806	7 9	+0.901	173.0
16	2 Kacper SZTUKA	POL	Tecnicar by Amtog	Dallara 326		1:36.853	6 9	+0.948	173.0
17	26 Tommy HARFIELD	GBR	Double R	Dallara 326	R	1:36.908	6 9	+1.003	172.9
18	37 Filippo FIORENTINO	BRA	Drivex	Dallara 326	R	1:36.924	9 11	+1.019	172.8
19	99 René LAMMERS	NLD	MP Motorsport	Dallara 326	R	1:36.965	7 10	+1.060	172.8
20	77 Bart HARRISON	GBR	Double R	Dallara 326	R	1:36.997	8 9	+1.092	172.7
21	16 Bianca BUSTAMANTE	PHL	Palou Motorsport	Dallara 326		1:37.017	7 9	+1.112	172.7
22	44 Rayan CARETTI	FRA	GRS	Dallara 326	R	1:37.076	7 10	+1.171	172.6
23	22 Casper STEVENSON	GBR	Tecnicar by Amtog	Dallara 326		1:37.125	10 11	+1.220	172.5
24	91 Lorenzo CAMPOS	AGO	Double R	Dallara 326	R	1:37.246	8 9	+1.341	172.3
25	3 Edouard BORGNA	FRA	Drivex	Dallara 326		1:37.294	8 9	+1.389	172.2
26	11 Luca VIISOREANU	ROU	TC Racing	Dallara 326	R	1:37.435	6 8	+1.530	171.9
27	6 Stylianos KOLOVOS	GRC	Drivex	Dallara 326	R	1:37.440	7 9	+1.535	171.9
28	70 Jakob BERGMIEISTER	DEU	GRS	Dallara 326		1:37.796	6 9	+1.891	171.3
29	20 Benjamin BECKLEY	CRI	Tecnicar by Amtog	Dallara 326	R	1:38.047	8 9	+2.142	170.8
30	31 Renzo BARBUY	ARG	TC Racing	Dallara 326	R	1:38.532	9 9	+2.627	170.0

Fastest Lap: Lap 6 James EGOZI 1:35.905 174.7 Kph

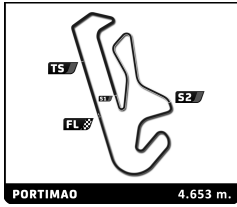
CAR #37 - BEST LAPTIME DELETED - CAUSING A RED FLAG - Art. 30.7

Published at: 11:35

Track Status: **DRY**

 Mr. Pedro Vilches Chair of the Stewards	 Mr. Juan Font Steward	 Mrs. Paula Rodrigues Steward	Timekeeper: Alberto ESTÉBANEZ
--	------------------------------	-------------------------------------	---

EURO CUP 3



Eurocup3 ROUND 2 - PORTIMAO Qualifying 2

Final Classification by Class

No	Driver	Nat	Team	Car	Time	Lap Total	Gap	Kph
R								
1	4 Ean EYCKMANS	BEL	MP Motorsport	Dallara 326	1:36.108	7 10		174.3
2	27 Heitor DALL'AGNOL	BRA	Palou Motorsport	Dallara 326	1:36.150	6 9	+0.042 +0.042	174.2
3	33 Rafael PERARD	FRA	Palou Motorsport	Dallara 326	1:36.200	6 9	+0.092 +0.050	174.1
4	41 Alex POWELL	USA	Griffin Core by Campos	Dallara 326	1:36.243	5 8	+0.135 +0.043	174.0
5	7 Chistopher EL FEGHALI	LBN	Drivex	Dallara 326	1:36.365	6 8	+0.257 +0.122	173.8
6	9 Thomas STRAUVEN	BEL	Griffin Core by Campos	Dallara 326	1:36.547	6 8	+0.439 +0.182	173.5
7	84 Genaro TRAPPA	ARG	Hitech	Dallara 326	1:36.671	6 8	+0.563 +0.124	173.3
8	39 Santino PANETTA	ARG	Hitech	Dallara 326	1:36.705	7 9	+0.597 +0.034	173.2
9	26 Tommy HARFIELD	GBR	Double R	Dallara 326	1:36.908	6 9	+0.800 +0.203	172.9
10	37 Filippo FIORENTINO	BRA	Drivex	Dallara 326	1:36.924	9 11	+0.816 +0.016	172.8
11	99 René LAMMERS	NLD	MP Motorsport	Dallara 326	1:36.965	7 10	+0.857 +0.041	172.8
12	77 Bart HARRISON	GBR	Double R	Dallara 326	1:36.997	8 9	+0.889 +0.032	172.7
13	44 Rayan CARETTI	FRA	GRS	Dallara 326	1:37.076	7 10	+0.968 +0.079	172.6
14	91 Lorenzo CAMPOS	AGO	Double R	Dallara 326	1:37.246	8 9	+1.138 +0.170	172.3
15	11 Luca VIISOREANU	ROU	TC Racing	Dallara 326	1:37.435	6 8	+1.327 +0.189	171.9
16	6 Stylianos KOLOVOS	GRC	Drivex	Dallara 326	1:37.440	7 9	+1.332 +0.005	171.9
17	20 Benjamin BECKLEY	CRI	Tecnicar by Amtog	Dallara 326	1:38.047	8 9	+1.939 +0.607	170.8
18	31 Renzo BARBUY	ARG	TC Racing	Dallara 326	1:38.532	9 9	+2.424 +0.485	170.0

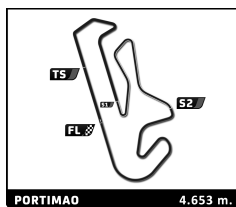
CAR #37 - BEST LAPTIME DELETED - CAUSING A RED FLAG - Art. 30.7

Published at:11:35.....

Track Status: **DRY**

			Timekeeper: Alberto ESTÉBANEZ	
Mr. Pedro Vilches Chair of the Stewards	Mr. Juan Font Steward	Mrs. Paula Rodrigues Steward		

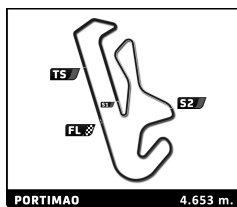
EURO CUP 3



Eurocup3 ROUND 2 - PORTIMAO Qualifying 2

Best Top Speed

No Driver	Team	Class	Top 1		Top 2		Top 3		Top 4		Top 5		
			Kph	Lap	Kph	Lap	Kph	Lap	Kph	Lap	Kph	Lap	Avg
11 Luca VIISOREANU	TC Racing	R	252.3	5	250.0	6	250.0	7	247.7	8	246.6	4	249,3
16 Bianca BUSTAMANTE	Palou Motorsport		252.3	8	251.7	7	250.6	5	250.0	6	250.0	9	250,9
26 Tommy HARFIELD	Double R	R	251.7	3	247.7	9	247.1	8	246.6	7	244.3	5	247,5
27 Heitor DALL'AGNOL	Palou Motorsport	R	251.2	3	248.3	7	248.3	8	248.3	9	247.1	5	248,6
31 Renzo BARBUY	TC Racing	R	251.2	7	248.3	5	246.6	8	244.9	9	243.8	6	247,0
99 René LAMMERS	MP Motorsport	R	251.2	7	247.1	8	246.6	9	245.5	10	244.9	2	247,1
39 Santino PANETTA	Hitech	R	250.6	3	250.0	7	249.4	8	248.3	6	248.3	9	249,3
2 Kacper SZTUKA	Tecnicar by Amtog		250.0	3	248.3	7	248.3	8	247.1	5	247.1	9	248,2
33 Rafael PERARD	Palou Motorsport	R	250.0	3	249.4	7	249.4	8	248.3	5	248.3	9	249,1
6 Stylianos KOLOVOS	Drivex	R	249.4	3	246.6	8	246.0	7	246.0	9	244.3	6	246,5
20 Benjamin BECKLEY	Tecnicar by Amtog	R	249.4	7	248.3	8	247.7	5	247.1	3	247.1	6	247,9
8 Alceu FELDMANN	MP Motorsport		248.8	9	248.3	6	248.3	8	247.7	7	243.2	2	247,3
37 Filippo FIORENTINO	Drivex	R	248.8	10	248.3	9	247.7	11	247.1	7	246.0	8	247,6
77 Bart HARRISON	Double R	R	248.8	7	247.7	3	247.7	8	247.1	9	246.6	6	247,6
4 Ean EYCKMANS	MP Motorsport	R	248.3	9	247.7	8	246.6	7	245.5	4	244.9	6	246,6
7 Chistopher EL FEGHALI	Drivex	R	248.3	7	247.7	6	246.0	8	244.9	5	242.2	4	245,8
9 Thomas STRAUVEN	Griffin Core by Campos	R	248.3	8	247.7	6	247.1	7	246.0	5	244.9	4	246,8
12 Gianmarco PRADEL	MP Motorsport		248.3	9	247.1	10	246.6	8	246.0	7	245.5	6	246,7
23 Stefan BOSTANDJIEV	Hitech		248.3	7	248.3	8	247.7	3	247.1	9	245.5	5	247,4
44 Rayan CARETTI	GRS	R	248.3	9	248.3	8	246.6	10	246.6	7	246.0	4	247,2
48 James EGOZI	Palou Motorsport		248.3	7	248.3	8	247.1	6	246.0	5	234.8	3	244,9
84 Genaro TRAPPA	Hitech	R	248.3	7	247.7	8	247.1	3	246.6	6	244.9	5	246,9
91 Lorenzo CAMPOS	Double R	R	248.3	7	248.3	8	247.1	9	246.6	6	246.0	5	247,3
10 Enzo TARNVANICHKUL	Griffin Core by Campos		247.7	6	247.7	7	246.6	5	246.0	8	244.9	4	246,6
22 Casper STEVENSON	Tecnicar by Amtog		247.7	11	247.1	10	247.1	9	247.1	4	246.0	2	247,0
41 Alex POWELL	Griffin Core by Campos	R	247.7	8	247.1	6	246.6	7	246.0	5	245.5	4	246,6
5 Patrick HEUZENROEDER	Griffin Core by Campos		247.1	6	247.1	7	246.6	5	246.6	8	244.9	4	246,5
3 Edouard BORGNA	Drivex		246.6	8	246.0	7	246.0	9	245.5	5	245.5	6	245,9
14 Keanu AL AZHARI	Hitech		246.6	7	246.6	8	246.6	9	245.5	3	244.3	6	245,9
70 Jakob BERGMEISTER	GRS		246.6	3	246.0	7	246.0	8	246.0	9	244.3	5	245,8

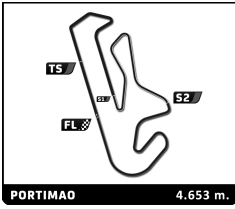


Eurocup3 ROUND 2 - PORTIMAO Qualifying 2

Best Sector Times

Sector 1			Sector 2			Sector 3			Ideal Lap	Best Lap
Pos	No Driver	Time	No Driver	Time	No Driver	Time	Pos	No Driver		
1	48 J.EGOZI	30.533	48 J.EGOZI	30.412	4 E.EYCKMANS	34.898	1	48 J.EGOZI	1:35.896	1:35.905 (1)
2	33 R.PERARD	30.584	12 G.PRADEL	30.424	27 H.DALL'AGNOL	34.920	2	4 E.EYCKMANS	1:36.026	1:36.108 (2)
3	27 H.DALL'AGNOL	30.604	41 A.POWELL	30.459	48 J.EGOZI	34.951	3	27 H.DALL'AGNOL	1:36.100	1:36.150 (3)
4	4 E.EYCKMANS	30.617	9 T.STRAUVEN	30.467	9 T.STRAUVEN	35.091	4	33 R.PERARD	1:36.200	1:36.200 (4)
5	10 E.TARNVANICHKUL	30.619	4 E.EYCKMANS	30.511	33 R.PERARD	35.101	5	41 A.POWELL	1:36.243	1:36.243 (5)
6	7 C.EL FEGHALI	30.629	33 R.PERARD	30.515	14 K.AL AZHARI	35.121	6	12 G.PRADEL	1:36.341	1:36.584 (9)
7	39 S.PANETTA	30.641	7 C.EL FEGHALI	30.525	41 A.POWELL	35.136	7	7 C.EL FEGHALI	1:36.363	1:36.365 (6)
8	41 A.POWELL	30.648	27 H.DALL'AGNOL	30.576	39 S.PANETTA	35.164	8	9 T.STRAUVEN	1:36.367	1:36.547 (7)
9	44 R.CARETTI	30.674	14 K.AL AZHARI	30.630	8 A.FELDMANN	35.166	9	14 K.AL AZHARI	1:36.496	1:36.561 (8)
10	8 A.FELDMANN	30.682	26 T.HARFIELD	30.637	7 C.EL FEGHALI	35.209	10	8 A.FELDMANN	1:36.519	1:36.642 (10)
11	84 G.TRAPPA	30.694	99 R.LAMMERS	30.660	12 G.PRADEL	35.214	11	10 E.TARNVANICHKUL	1:36.541	1:36.664 (11)
12	22 C.STEVENSON	30.699	5 P.HEUZENROEDER	30.666	84 G.TRAPPA	35.241	12	39 S.PANETTA	1:36.659	1:36.705 (13)
13	12 G.PRADEL	30.703	8 A.FELDMANN	30.671	10 E.TARNVANICHKUL	35.245	13	84 G.TRAPPA	1:36.667	1:36.671 (12)
14	37 F.FIORENTINO	30.729	10 E.TARNVANICHKUL	30.677	23 S.BOSTANDJIEV	35.279	14	99 R.LAMMERS	1:36.738	1:36.965 (19)
15	5 P.HEUZENROEDER	30.741	37 F.FIORENTINO	30.678	2 K.SZTUKA	35.282	15	37 F.FIORENTINO	1:36.746	1:36.924 (18)
16	14 K.AL AZHARI	30.745	2 K.SZTUKA	30.695	99 R.LAMMERS	35.314	16	26 T.HARFIELD	1:36.761	1:36.908 (17)
17	23 S.BOSTANDJIEV	30.761	16 B.BUSTAMANTE	30.714	44 R.CARETTI	35.318	17	2 K.SZTUKA	1:36.769	1:36.853 (16)
18	99 R.LAMMERS	30.764	84 G.TRAPPA	30.732	26 T.HARFIELD	35.339	18	5 P.HEUZENROEDER	1:36.772	1:36.772 (14)
19	77 B.HARRISON	30.765	77 B.HARRISON	30.743	37 F.FIORENTINO	35.339	19	23 S.BOSTANDJIEV	1:36.806	1:36.806 (15)
20	26 T.HARFIELD	30.785	23 S.BOSTANDJIEV	30.766	16 B.BUSTAMANTE	35.345	20	44 R.CARETTI	1:36.921	1:37.076 (22)
21	2 K.SZTUKA	30.792	3 E.BORGNA	30.783	5 P.HEUZENROEDER	35.365	21	16 B.BUSTAMANTE	1:36.942	1:37.017 (21)
22	9 T.STRAUVEN	30.809	91 L.CAMPOS	30.839	22 C.STEVENSON	35.387	22	77 B.HARRISON	1:36.997	1:36.997 (20)
23	91 L.CAMPOS	30.843	39 S.PANETTA	30.854	91 L.CAMPOS	35.404	23	22 C.STEVENSON	1:37.013	1:37.125 (23)
24	16 B.BUSTAMANTE	30.883	6 S.KOLOVOS	30.892	77 B.HARRISON	35.489	24	91 L.CAMPOS	1:37.086	1:37.246 (24)
25	3 E.BORGNA	30.894	22 C.STEVENSON	30.927	11 L.VIISOREANU	35.497	25	3 E.BORGNA	1:37.179	1:37.294 (25)
26	11 L.VIISOREANU	30.923	44 R.CARETTI	30.929	3 E.BORGNA	35.502	26	11 L.VIISOREANU	1:37.393	1:37.435 (26)
27	6 S.KOLOVOS	30.963	11 L.VIISOREANU	30.973	70 J.BERGMEISTER	35.517	27	6 S.KOLOVOS	1:37.440	1:37.440 (27)
28	70 J.BERGMEISTER	31.090	20 B.BECKLEY	31.101	6 S.KOLOVOS	35.585	28	70 J.BERGMEISTER	1:37.742	1:37.796 (28)
29	20 B.BECKLEY	31.109	31 R.BARBUY	31.122	20 B.BECKLEY	35.674	29	20 B.BECKLEY	1:37.884	1:38.047 (29)
30	31 R.BARBUY	31.381	70 J.BERGMEISTER	31.135	31 R.BARBUY	35.803	30	31 R.BARBUY	1:38.306	1:38.532 (30)

EURO CUP 3

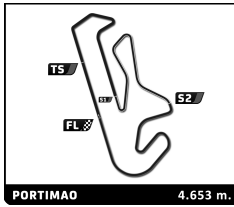


Eurocup3 ROUND 2 - PORTIMAO Qualifying 2

Fastest Lap Sequence

Elapsed	No	Driver	Team	Car	Class	Time	Kph	Lap
3:32.082	37	Filippo FIORENTINO	Drivex	Dallara 326	R	1:39.049	169.1	2
17:27.974	4	Ean EYCKMANS	MP Motorsport	Dallara 326	R	1:36.627	173.4	6
17:34.812	48	James EGOZI	Palou Motorsport	Dallara 326		1:36.288	174.0	5
19:04.082	4	Ean EYCKMANS	MP Motorsport	Dallara 326	R	1:36.108	174.3	7
19:10.717	48	James EGOZI	Palou Motorsport	Dallara 326		1:35.905	174.7	6

EURO CUP 3



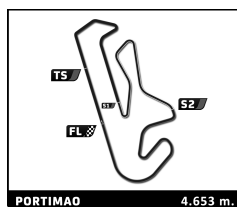
Eurocup3 ROUND 2 - PORTIMAO Qualifying 2

Sector Analysis

Lap under Red Flag — Invalidated Lap ■ Personal Best ■ Session Best B Crossing the pit lane

Lap	Time	Sector 1	Sector 2	Sector 3	Kph	Elapsed	Lap	Time	Sector 1	Sector 2	Sector 3	Kph	Elapsed	
2	Kacper SZTUKA POL							7	1:37.440	30.963	30.892	35.585	171.9	10:21:26.868
	Tecnicar by Amtog Dallara 326							8	<u>1:43.364</u>	31.163	<u>34.113</u>	38.088	162.1	10:23:10.232
								9	1:37.984	31.249	31.099	35.636	171.0	10:24:48.216
1	7:30.214	6:10.221	38.774	41.219	37.2	10:07:30.214								
2	1:47.752	34.973	34.662	38.117	155.5	10:09:17.966								
3	2:16.632 B	31.900	39.007	1:05.725	122.6	10:11:34.598								
4	4:36.878	3:28.125	32.750	36.003	60.5	10:16:11.476								
5	1:41.467	30.876	33.133	37.458	165.1	10:17:52.943								
6	1:36.853	30.792	30.779	35.282	173.0	10:19:29.796								
7	<u>1:58.559</u>	<u>31.461</u>	<u>40.216</u>	<u>46.882</u>	<u>141.3</u>	10:21:28.355								
8	<u>1:36.984</u>	30.846	<u>30.767</u>	35.371	172.7	10:23:05.339								
9	1:37.115	30.913	30.695	35.507	172.5	10:24:42.454								
3	Edouard BORGNA FRA							7						LBN
	Drivex Dallara 326													Dallara 326
1	7:36.960	6:22.422	35.386	39.152	36.7	10:07:36.960		1	9:30.039 B	8:08.168	35.648	46.223	29.4	10:09:30.039
2	1:48.828	36.519	34.826	37.483	153.9	10:09:25.788		2	2:45.708 B	1:02.957	46.237	56.514	101.1	10:12:15.747
3	2:33.982 B	35.281	52.106	1:06.595	108.8	10:11:59.770		3	4:40.891	3:29.500	32.936	38.455	59.6	10:16:56.638
4	4:08.921	2:58.191	33.012	37.718	67.3	10:16:08.691		4	1:38.471	31.701	31.170	35.600	170.1	10:18:35.109
5	1:37.916	31.060	31.169	35.687	171.1	10:17:46.607		5	1:36.435	30.694	30.532	35.209	173.7	10:20:11.544
6	1:37.600	31.069	31.021	35.510	171.6	10:19:24.207		6	1:36.365	30.629	30.525	35.211	173.8	10:21:47.909
7	1:37.426	31.007	30.917	35.502	171.9	10:21:01.633		7	1:40.494	31.155	33.003	36.336	166.7	10:23:28.403
8	1:37.294	30.894	30.783	35.617	172.2	10:22:38.927		8	2:00.996 B	30.779	30.683	59.534	138.4	10:25:29.399
9	<u>1:57.463 B</u>	31.073	<u>32.038</u>	54.352	142.6	10:24:36.390								
4	Ean EYCKMANS BEL							8						BRA
	MP Motorsport Dallara 326													Dallara 326
1	1:59.028	48.056	33.663	37.309	140.7	10:01:59.028		1	1:49.746	39.111	33.668	36.967	152.6	10:01:49.746
2	1:50.981 B	32.043	32.612	46.326	150.9	10:03:50.009		2	1:46.124 B	32.211	31.915	41.998	157.8	10:03:35.870
3	5:07.117	3:56.208	34.075	36.834	54.5	10:08:57.126		3	5:09.749 B	3:47.742	34.715	47.292	54.1	10:08:45.619
4	2:04.054 B	32.219	31.898	59.937	135.0	10:11:01.180		4	2:20.339 B	56.285	34.446	49.608	119.4	10:11:05.958
5	4:50.167	3:40.464	32.642	37.061	57.7	10:15:51.347		5	4:46.601	3:36.746	32.990	36.865	58.4	10:15:52.559
6	1:36.627	30.777	30.782	35.068	173.4	10:17:27.974		6	1:36.829	30.903	30.760	35.166	173.0	10:17:29.388
7	1:36.108	30.699	30.511	34.898	174.3	10:19:04.082		7	1:36.712	30.781	30.719	35.212	173.2	10:19:06.100
8	1:36.918	30.617	31.191	35.110	172.8	10:20:41.000		8	1:36.642	30.682	30.671	35.289	173.3	10:20:42.742
9	1:36.576	30.674	30.755	35.147	173.4	10:22:17.576		9	<u>1:46.496 B</u>	<u>31.045</u>	<u>32.580</u>	42.871	157.3	10:22:29.238
10	2:08.978 B	34.816	36.440	57.722	129.9	10:24:26.554								
5	Patrick HEUZENROEDER AUS							9						BEL
	Griffin Core by Campos Dallara 326													Dallara 326
1	8:28.189	7:10.790	36.698	40.701	33.0	10:08:28.189		1	8:29.166	7:11.497	37.031	40.638	32.9	10:08:29.166
2	2:02.588 B	35.689	34.934	51.965	136.6	10:10:30.777		2	2:02.922 B	35.468	35.018	52.436	136.3	10:10:32.088
3	6:32.292	5:23.266	32.732	36.294	42.7	10:17:03.069		3	6:34.075	5:25.829	32.360	35.886	42.5	10:17:06.163
4	1:38.674	31.176	31.618	35.880	169.8	10:18:41.743		4	1:38.852	31.134	31.139	36.579	169.5	10:18:45.015
5	1:36.772	30.741	30.666	35.365	173.1	10:20:18.515		5	1:36.564	30.819	30.654	35.091	173.5	10:20:21.579
6	<u>1:37.445</u>	<u>30.972</u>	30.864	35.609	171.9	10:21:55.960		6	1:36.547	30.809	30.467	35.271	173.5	10:21:58.126
7	<u>1:37.251</u>	<u>30.845</u>	30.790	35.616	172.2	10:23:33.211		7	1:36.914	30.923	30.654	35.337	172.8	10:23:35.040
8	1:50.375 B	31.180	30.722	48.473	151.8	10:25:23.586		8	<u>1:51.480 B</u>	<u>30.779</u>	31.764	48.937	150.3	10:25:26.520
6	Stylios KOLOVOS GRC							10						THA
	Drivex Dallara 326													Dallara 326
1	7:31.963	6:11.943	38.156	41.864	37.1	10:07:31.963		1	8:30.089	7:12.437	36.552	41.100	32.8	10:08:30.089
2	1:47.662	36.579	33.513	37.570	155.6	10:09:19.625		2	2:03.626 B	35.470	34.571	53.585	135.5	10:10:33.715
3	2:23.156 B	31.622	41.999	1:09.535	117.0	10:11:42.781		3	6:35.219	5:25.500	33.068	36.651	42.4	10:17:08.934
4	4:50.386	3:30.055	38.073	42.258	57.7	10:16:33.167		4	1:38.627	31.212	30.964	36.451	169.8	10:18:47.561
5	1:38.590	31.360	31.400	35.830	169.9	10:18:11.757		5	1:36.685	30.763	30.677	35.245	173.3	10:20:24.246
6	1:37.671	31.073	30.958	35.640	171.5	10:19:49.428		6	1:36.664	30.619	30.702	35.343	173.3	10:22:00.910
								7	<u>1:37.004</u>	<u>30.737</u>	30.810	35.457	172.7	10:23:37.914
								8	1:37.026	30.789	30.734	35.503	172.6	10:25:14.940
11	Luca VIISOREANU ROU							11						ROU
	TC Racing Dallara 326													Dallara 326
1	8:30.732	7:13.318	36.216	41.198	32.8	10:08:30.732		1	8:30.732	7:13.318	36.216	41.198	32.8	10:08:30.732
2	2:04.986 B	35.438	34.676	54.872	134.0	10:10:35.718		2	2:04.986 B	35.438	34.676	54.872	134.0	10:10:35.718
3	6:34.621	5:24.443	33.542	36.636	42.4	10:17:10.339		3	6:34.621	5:24.443	33.542	36.636	42.4	10:17:10.339
4	1:37.627	31.085	30.973	35.569	171.6	10:18:47.966		4	1:37.627	31.085	30.973	35.569	171.6	10:18:47.966
5	1:37.737	31.029	31.121	35.587	171.4	10:20:25.703		5	1:37.737	31.029	31.121	35.587	171.4	10:20:25.703
6	1:37.435	30.923	31.015	35.497	171.9	10:22:03.138		6	1:37.435	30.923	31.015	35.497	171.9	10:22:03.138

EURO CUP 3



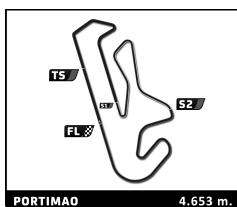
Eurocup3 ROUND 2 - PORTIMAO Qualifying 2

Sector Analysis

Lap under Red Flag — Invalidated Lap ■ Personal Best ■ Session Best B Crossing the pit lane

Lap	Time	Sector 1	Sector 2	Sector 3	Kph	Elapsed	Lap	Time	Sector 1	Sector 2	Sector 3	Kph	Elapsed	
7	1:41.885	31.113	32.155	38.617	164.4	10:23:45.023	3	3:55.715	2:41.429	35.336	38.950	71.1	10:07:38.316	
8	1:49.579B	31.178	31.187	47.214	152.9	10:25:34.602	4	1:47.282	35.017	34.398	37.867	156.1	10:09:25.598	
12	Gianmarco PRADEL						5	2:37.515B	35.641	53.980	1:07.894	106.3	10:12:03.113	
	MP Motorsport						6	4:12.420	3:02.417	32.788	37.215	66.4	10:16:15.533	
							7	1:39.454	30.977	31.636	36.841	168.4	10:17:54.987	
1	2:01.501	51.461	33.286	36.754	137.9	10:02:01.501	8	1:37.239	30.897	30.955	35.387	172.3	10:19:32.226	
2	1:50.962B	31.520	31.754	47.688	151.0	10:03:52.463	9	1:37.319	30.832	31.035	35.452	172.1	10:21:09.545	
3	4:57.674	3:45.885	34.718	37.071	56.3	10:08:50.137	10	1:37.125	30.699	30.927	35.499	172.5	10:22:46.670	
4	2:05.727B	33.914	32.129	59.684	133.2	10:10:55.864	11	1:53.351B	31.070	30.937	51.344	147.8	10:24:40.021	
5	4:50.422	3:42.963	31.812	35.647	57.7	10:15:46.286	23	Stefan BOSTANDJIEV						BGR
6	1:36.832	30.749	30.691	35.392	173.0	10:17:23.118		Hitech						Dallara 326
7	1:36.584	30.900	30.424	35.260	173.4	10:18:59.702	1	7:30.987	6:15.583	35.918	39.486	37.1	10:07:30.987	
8	1:36.861	30.843	30.804	35.214	172.9	10:20:36.563	2	1:47.251	35.476	34.123	37.652	156.2	10:09:18.238	
9	1:36.684	30.703	30.633	35.348	173.3	10:22:13.247	3	2:18.948B	31.997	39.706	1:07.245	120.6	10:11:37.186	
10	1:36.915	30.846	30.720	35.349	172.8	10:23:50.162	4	5:09.365	3:55.448	34.720	39.197	54.1	10:16:46.551	
11	2:18.240B	40.110	39.678	58.452	121.2	10:26:08.402	5	1:41.296	31.214	31.587	38.495	165.4	10:18:27.847	
14	Keanu AL AZHARI						6	1:38.968	31.614	31.262	36.092	169.3	10:20:06.815	
	Hitech						7	1:36.806	30.761	30.766	35.279	173.0	10:21:43.621	
							8	1:37.095	30.852	30.837	35.406	172.5	10:23:20.716	
1	7:29.799	6:12.770	36.882	40.147	37.2	10:07:29.799	9	1:57.859B	33.521	34.782	49.556	142.1	10:25:18.575	
2	1:46.790	34.488	34.853	37.449	156.9	10:09:16.589	26	Tommy HARFIELD						GBR
3	2:11.422B	31.837	36.148	1:03.437	127.5	10:11:28.011		Double R						Dallara 326
4	5:15.063	4:03.522	34.501	37.040	53.2	10:16:43.074	1	7:44.092	6:29.895	35.190	39.007	36.1	10:07:44.092	
5	1:38.972	31.447	31.572	35.953	169.2	10:18:22.046	2	1:43.847	33.833	33.250	36.764	161.3	10:09:27.939	
6	1:36.561	30.810	30.630	35.121	173.5	10:19:58.607	3	2:38.523B	34.838	53.770	1:09.915	105.7	10:12:06.462	
7	1:36.658	30.745	30.747	35.166	173.3	10:21:35.265	4	4:22.892	3:05.444	37.583	39.865	63.7	10:16:29.354	
8	1:36.794	30.768	30.779	35.247	173.1	10:23:12.059	5	1:37.831	31.279	31.062	35.490	171.2	10:18:07.185	
9	1:45.752B	30.861	30.933	43.958	158.4	10:24:57.811	6	1:36.908	30.932	30.637	35.339	172.9	10:19:44.093	
16	Bianca BUSTAMANTE						7	1:36.863	30.819	30.642	35.402	172.9	10:21:20.956	
	Palou Motorsport						8	1:36.968	30.785	30.714	35.469	172.7	10:22:57.924	
							9	1:37.251	30.924	30.754	35.573	172.2	10:24:35.175	
1	6:41.368	5:24.743	36.352	40.273	41.7	10:06:41.368	27	Heitor DALL'AGNOL						BRA
2	1:49.693	35.905	34.488	39.300	152.7	10:08:31.061		Palou Motorsport						Dallara 326
3	2:11.654B	35.487	37.689	58.478	127.2	10:10:42.715	1	7:43.153	6:29.272	34.982	38.899	36.2	10:07:43.153	
4	5:23.515	4:14.653	32.555	36.307	51.8	10:16:06.230	2	1:43.765	33.506	33.011	37.248	161.4	10:09:26.918	
5	1:37.435	31.027	31.063	35.345	171.9	10:17:43.665	3	2:29.422B	33.736	51.301	1:04.385	112.1	10:11:56.340	
6	1:42.660	33.423	33.757	35.480	163.2	10:19:26.325	4	4:07.863	2:59.506	32.068	36.289	67.6	10:16:04.203	
7	1:37.017	30.883	30.714	35.420	172.7	10:21:03.342	5	1:36.502	30.916	30.632	34.954	173.6	10:17:40.705	
8	1:41.916	30.744	34.832	36.340	164.4	10:22:45.258	6	1:36.150	30.604	30.626	34.920	174.2	10:19:16.855	
9	2:08.261B	34.081	37.503	56.677	130.6	10:24:53.519	7	1:36.354	30.664	30.576	35.114	173.8	10:20:53.209	
20	Benjamin BECKLEY						8	1:39.978	30.711	30.757	38.510	167.5	10:22:33.187	
	Tecnicar by Amtog						9	1:55.435B	33.767	31.739	49.929	145.1	10:24:28.622	
							31	Renzo BARBUY						ARG
1	6:52.164	5:37.102	36.853	38.209	40.6	10:06:52.164		TC Racing						Dallara 326
2	1:43.399	33.364	33.338	36.697	162.0	10:08:35.563	1	6:43.212	5:26.842	36.139	40.231	41.5	10:06:43.212	
3	2:10.082B	32.245	38.382	59.455	128.8	10:10:45.645	2	1:49.305	35.294	34.224	39.787	153.2	10:08:32.517	
4	5:30.589	4:21.101	32.338	37.150	50.7	10:16:16.234	3	2:05.068B	34.709	34.406	55.953	133.9	10:10:37.585	
5	1:39.570	31.497	31.126	36.947	168.2	10:17:55.804	4	6:09.964	4:56.877	33.578	39.509	45.3	10:16:47.549	
6	1:39.473	31.318	32.305	35.850	168.4	10:19:35.277	5	1:41.675	31.540	31.705	38.430	164.7	10:18:29.224	
7	1:38.244	31.193	31.377	35.674	170.5	10:21:13.521	6	1:38.910	31.523	31.388	35.999	169.4	10:20:08.134	
8	1:38.047	31.109	31.101	35.837	170.8	10:22:51.568	7	1:38.399	31.356	31.240	35.803	170.2	10:21:46.533	
9	1:38.289	31.328	31.106	35.855	170.4	10:24:29.857	8	1:38.550	31.465	31.148	35.937	170.0	10:23:25.083	
22	Casper STEVENSON						9	1:38.532	31.381	31.122	36.029	170.0	10:25:03.615	
	Tecnicar by Amtog													
1	1:54.930	43.576	33.273	38.081	145.7	10:01:54.930								
2	1:47.671B	32.087	31.680	43.904	155.6	10:03:42.601								

EURO CUP 3

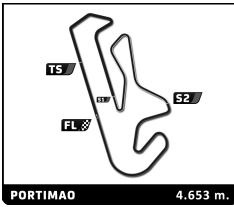


Eurocup3 ROUND 2 - PORTIMAO Qualifying 2

Sector Analysis

Lap under Red Flag — Invalidated Lap ■ Personal Best ■ Session Best B Crossing the pit lane

Lap	Time	Sector 1	Sector 2	Sector 3	Kph	Elapsed	Lap	Time	Sector 1	Sector 2	Sector 3	Kph	Elapsed	
33	Rafael PERARD FRA							6	1:37.309	30.913	31.078	35.318	172.1	10:17:57.440
	Palou Motorsport Dallara 326							7	1:37.076	30.783	30.929	35.364	172.6	10:19:34.516
1	7:42.144	6:27.146	35.568	39.430	36.2	10:07:42.144	8	1:37.123	30.761	30.997	35.365	172.5	10:21:11.639	
2	1:44.352	33.933	32.814	37.605	160.5	10:09:26.496	9	1:38.214	30.674	31.063	36.477	170.6	10:22:49.853	
3	2:27.019 B	33.861	50.794	1:02.364	113.9	10:11:53.515	10	1:53.513 B	31.093	33.619	48.801	147.6	10:24:43.366	
4	4:07.082	2:58.951	31.621	36.510	67.8	10:16:00.597								
5	1:36.464	30.706	30.592	35.166	173.6	10:17:37.061								
6	1:36.200	30.584	30.515	35.101	174.1	10:19:13.261								
7	1:41.637	30.618	32.641	38.378	164.8	10:20:54.898								
8	1:36.639	30.616	30.605	35.418	173.3	10:22:31.537								
9	1:49.645 B	30.735	32.714	46.196	152.8	10:24:21.182								
37	Filippo FIORENTINO BRA													
	Drivex Dallara 326													
1	1:53.033	40.493	34.012	38.528	148.2	10:01:53.033								
2	1:39.049	31.723	31.438	35.888	169.1	10:03:32.082								
3	1:46.818 B	31.228	31.131	44.459	156.8	10:05:18.900								
4	3:40.731	2:29.525	34.594	36.612	75.9	10:08:59.631								
5	3:11.586 B	31.655	1:27.950	1:11.981	87.4	10:12:11.217								
6	4:01.394	2:51.205	34.343	35.846	69.4	10:16:12.611								
7	1:38.293	30.914	31.284	36.095	170.4	10:17:50.904								
8	1:36.871	30.929	30.593	35.349	172.9	10:19:27.775								
9	1:36.924	30.907	30.678	35.339	172.8	10:21:04.699								
10	1:37.222	30.729	30.976	35.517	172.3	10:22:41.921								
11	1:52.428 B	30.870	30.778	50.780	149.0	10:24:34.349								
39	Santino PANETTA ARG													
	Hitech Dallara 326													
1	7:30.481	6:13.672	37.292	39.517	37.2	10:07:30.481								
2	1:48.673	35.604	34.125	38.944	154.1	10:09:19.154								
3	2:21.153 B	31.599	41.849	1:07.705	118.7	10:11:40.307								
4	5:03.336	3:51.433	34.554	37.349	55.2	10:16:43.643								
5	1:39.648	31.653	31.806	36.189	168.1	10:18:23.291								
6	1:36.953	30.827	30.962	35.164	172.8	10:20:00.244								
7	1:36.705	30.641	30.854	35.210	173.2	10:21:36.949								
8	1:37.091	30.745	30.903	35.443	172.5	10:23:14.040								
9	1:47.518 B	30.930	32.489	44.099	155.8	10:25:01.558								
41	Alex POWELL USA													
	Griffin Core by Campos Dallara 326													
1	8:27.020	7:08.601	37.534	40.885	33.0	10:08:27.020								
2	2:01.288 B	35.937	34.572	50.779	138.1	10:10:28.308								
3	6:32.237	5:23.596	32.386	36.255	42.7	10:17:00.545								
4	1:38.994	32.057	31.354	35.583	169.2	10:18:39.539								
5	1:36.243	30.648	30.459	35.136	174.0	10:20:15.782								
6	1:37.522	30.688	31.169	35.665	171.8	10:21:53.304								
7	1:37.353	30.896	30.884	35.573	172.1	10:23:30.657								
8	1:45.575 B	30.928	30.661	43.986	158.7	10:25:16.232								
44	Rayan CARETTI FRA													
	GRS Dallara 326													
1	2:32.641 B	1:02.408	37.199	53.034	109.7	10:02:32.641								
2	5:21.127	4:03.945	37.708	39.474	52.2	10:07:53.768								
3	1:49.844	34.698	33.733	41.413	152.5	10:09:43.612								
4	2:30.587 B	35.373	45.076	1:10.138	111.2	10:12:14.199								
5	4:05.932	2:54.197	32.749	38.986	68.1	10:16:20.131								
48	James EGOZI USA													
	Palou Motorsport Dallara 326													
1	7:36.384	6:21.270	35.425	39.689	36.7	10:07:36.384								
2	1:48.786	36.161	34.374	38.251	154.0	10:09:25.170								
3	2:25.578 B	34.393	50.752	1:00.433	115.1	10:11:50.748								
4	4:07.776	3:00.394	31.572	35.810	67.6	10:15:58.524								
5	1:36.288	30.816	30.412	35.060	174.0	10:17:34.812								
6	1:35.905	30.541	30.413	34.951	174.7	10:19:10.717								
7	1:36.618	30.563	30.746	35.309	173.4	10:20:47.335								
8	1:36.221	30.533	30.478	35.210	174.1	10:22:23.556								
9	2:08.027 B	35.942	36.594	55.491	130.8	10:24:31.583								
70	Jakob BERGMEISTER DEU													
	GRS Dallara 326													
1	7:46.087	6:31.646	35.675	38.766	35.9	10:07:46.087								
2	1:46.565	33.781	33.660	39.124	157.2	10:09:32.652								
3	2:36.288 B	32.144	52.491	1:11.653	107.2	10:12:08.940								
4	4:13.869	3:00.179	33.074	40.616	66.0	10:16:22.809								
5	1:38.551	31.380	31.487	35.684	170.0	10:18:01.360								
6	1:37.796	31.144	31.135	35.517	171.3	10:19:39.156								
7	1:38.648	31.090	31.562	35.996	169.8	10:21:17.804								
8	1:38.449	31.151	31.273	36.025	170.1	10:22:56.253								
9	1:50.397 B	33.188	32.316	44.893	151.7	10:24:46.650								
77	Bart HARRISON GBR													
	Double R Dallara 326													
1	7:45.273	6:30.784	35.960	38.529	36.0	10:07:45.273								
2	1:45.454	33.670	33.104	38.680	158.8	10:09:30.727								
3	2:33.674 B	31.591	53.540	1:08.543	109.0	10:12:04.401								
4	4:46.180	3:28.972	35.885	41.323	58.5	10:16:50.581								
5	1:38.512	31.070	30.991	36.451	170.0	10:18:29.093								
6	1:38.595	30.873	31.136	36.586	169.9	10:20:07.688								
7	1:37.176	30.817	30.844	35.515	172.4	10:21:44.864								
8	1:36.997	30.765	30.743	35.489	172.7	10:23:21.861								
9	1:58.290 B	30.879	31.147	56.264	141.6	10:25:20.151								
84	Genaro TRAPPA ARG													
	Hitech Dallara 326													
1	7:30.116	6:13.358	37.161	39.597	37.2	10:07:30.116								
2	1:47.411	35.212	34.143	38.056	156.0	10:09:17.527								
3	2:14.718 B	31.778	38.334	1:04.606	124.3	10:11:32.245								
4	5:13.251	3:59.980	34.615	38.656	53.5	10:16:45.496								
5	1:39.545	31.447	31.465	36.633	168.3	10:18:25.041								
6	1:36.671	30.694	30.736	35.241	173.3	10:20:01.712								
7	1:36.737	30.724	30.734	35.279	173.2	10:21:38.449								
8	1:45.691 B	30.805	30.732	44.154	158.5	10:23:24.140								
91	Lorenzo CAMPOS AGO													
	Double R Dallara 326													
1	7:42.718	6:27.592	35.794	39.332	36.2	10:07:42.718								
2	1:44.420	34.110	33.264	37.046	160.4	10:09:27.138								



Eurocup3 ROUND 2 - PORTIMAO Qualifying 2

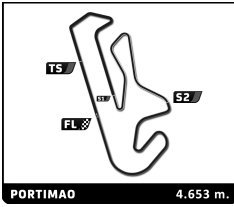
Sector Analysis

Lap under Red Flag — Invalidated Lap ■ Personal Best ■ Session Best B Crossing the pit lane

Lap	Time	Sector 1	Sector 2	Sector 3	Kph	Elapsed	Lap	Time	Sector 1	Sector 2	Sector 3	Kph	Elapsed
3	2:30.594 B	33.840	51.455	1:05.299	111.2	10:11:57.732							
4	4:32.731	3:12.331	38.029	42.371	61.4	10:16:30.463							
5	<u>1:38.125</u>	<u>31.282</u>	31.220	35.623	170.7	10:18:08.588							
6	1:37.441	30.956	31.081	35.404	171.9	10:19:46.029							
7	1:37.557	30.950	31.014	35.593	171.7	10:21:23.586							
8	1:37.246	30.843	30.839	35.564	172.3	10:23:00.832							
9	<u>1:47.026</u> B	<u>31.438</u>	32.398	43.190	156.5	10:24:47.858							

99	René LAMMERS	NLD				
	MP Motorsport	Dallara 326				
1	1:57.435	43.396	35.171	38.868	142.6	10:01:57.435
2	1:50.330B	33.010	32.318	45.002	151.8	10:03:47.765
3	4:49.639B	3:26.839	35.646	47.154	57.8	10:08:37.404
4	2:26.789 B	59.612	33.313	53.864	114.1	10:11:04.193
5	5:42.834	4:27.583	34.861	40.390	48.9	10:16:47.027
6	1:41.024	31.669	31.822	37.533	165.8	10:18:28.051
7	1:36.965	30.991	30.660	35.314	172.8	10:20:05.016
8	1:37.239	30.774	31.060	35.405	172.3	10:21:42.255
9	1:36.984	30.764	30.697	35.523	172.7	10:23:19.239
10	<u>1:50.399</u> B	<u>32.321</u>	34.685	43.393	151.7	10:25:09.638

EURO CUP 3





Eurocup3 ROUND 2 - PORTIMAO Qualifying 2

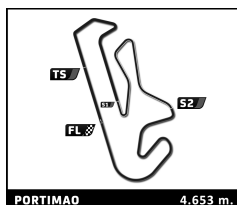
Provisional Race Director Report

Hour	Flag	Message
09:46:30		E3 Q2 - PIT LANE WILL BE OPEN AT 10:00
09:58:00		FAST LANE OPEN
10:00:00		PIT LANE OPEN
10:09:59	YF	YELLOW FLAG AT TURN 5
10:10:06	RF	RED FLAG
10:10:50		CAR #37 BEST TIME DELETED - CAUSING RED FLAG - ART. 30.7 SR
10:11:18		SESSION WILL RESUME AT 13:13 TBC - NO FAST LANE ALLOWED
10:12:06		SESSION WILL RESUME AT 10:13 TBC - NO FAST LANE ALLOWED
10:12:45		SESSION WILL RESUME AT 10:14 CONFIRMED
10:14:00	GF	GREEN FLAG
10:14:01		PIT LANE OPEN
10:24:00		CHEQUERED FLAG
10:24:38		DRIVERS #12 #16 #33 PLEASE PROCEED TO SCRUTINEERING BAY FOR EQUIPMENT CHECKS AFTER SESSION
10:26:03		CARS & DRIVERS #48 #4 #27 #84 PROCEED TO THE SCRUTINEERING BAY IMMEDIATELY AFTER SESSION
10:26:36		F4 R3 - PIT LANE WILL BE OPEN AT 10:50

Published at: ...10:28.....

Race Director: Luis GONZÁLEZ 	Timekeeper: Alberto ESTÉBANEZ 
---	--

EURO CUP 3

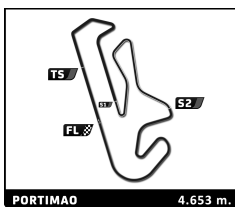


Eurocup3 ROUND 2 - PORTIMAO Qualifying 2

Track Limits Analysis

No	Driver	Team	T.L. Nr	Camera	Lap	Time	Total Infractions:
2	Kacper SZTUKA	Tecnicar by Amtog	1	Turn 1	7	10:19:41.325	2
2	Kacper SZTUKA	Tecnicar by Amtog	2	Turn 5	8	10:22:04.981	
3	Edouard BORGNA	Drivex	1	Turn 5	9	10:23:15.717	1
5	Patrick HEUZENROEDER	Griffin Core by Campos	1	Turn 1	6	10:20:30.018	2
5	Patrick HEUZENROEDER	Griffin Core by Campos	2	Turn 1	7	10:22:07.550	
6	Stylianios KOLOVOS	Drivex	1	Turn 5	8	10:22:03.905	1
8	Alceu FELDMANN	MP Motorsport	1	Turn 1	9	10:20:54.477	1
9	Thomas STRAUVEN	Griffin Core by Campos	1	Turn 1	8	10:23:46.613	1
10	Enzo TARNVANICHKUL	Griffin Core by Campos	1	Turn 1	7	10:22:12.555	1
12	Gianmarco PRADEL	MP Motorsport	1	Turn 1	6	10:15:58.008	1
14	Keanu AL AZHARI	Hitech	1	Turn 1	9	10:23:23.851	1
16	Bianca BUSTAMANTE	Palou Motorsport	1	Turn 1	5	10:16:17.667	3
16	Bianca BUSTAMANTE	Palou Motorsport	2	Turn 1	6	10:17:55.061	
16	Bianca BUSTAMANTE	Palou Motorsport	3	Turn 1	8	10:21:14.732	
20	Benjamin BECKLEY	Tecnicar by Amtog	1	Turn 1	3	10:08:47.539	2
20	Benjamin BECKLEY	Tecnicar by Amtog	2	Turn 4	5	10:16:40.710	
26	Tommy HARFIELD	Double R	1	Turn 1	7	10:19:55.881	2
26	Tommy HARFIELD	Double R	2	Turn 1	9	10:23:09.737	
27	Heitor DALL'AGNOL	Palou Motorsport	1	Turn 1	9	10:22:44.681	1
31	Renzo BARBUY	TC Racing	1	Turn 1	6	10:18:41.141	2
31	Renzo BARBUY	TC Racing	2	Turn 1	7	10:20:19.942	
33	Rafael PERARD	Palou Motorsport	1	Turn 1	7	10:19:24.879	1
37	Filippo FIORENTINO	Drivex	1	Turn 1	11	10:22:53.594	1
39	Santino PANETTA	Hitech	1	Turn 1	9	10:23:25.594	1
41	Alex POWELL	Griffin Core by Campos	1	Turn 1	6	10:20:27.476	1
44	Rayan CARETTI	GRS	1	Turn 5	9	10:21:48.260	

EURO CUP 3



Eurocup3 ROUND 2 - PORTIMAO Qualifying 2

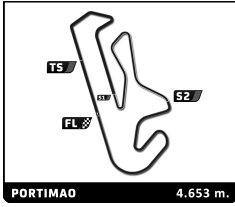
Track Limits Analysis

No	Driver	Team	T.L. Nr	Camera	Lap	Time
44	Rayan CARETTI	GRS	2	Turn 1	10	10:23:01.536
44	Rayan CARETTI	GRS	3	Turn 5	10	10:23:26.722
						Total Infractions: <input type="text" value="2"/>
77	Bart HARRISON	Double R	1	Turn 1	9	10:23:33.670
						Total Infractions: <input type="text" value="1"/>
84	Genaro TRAPPA	Hitech	1	Turn 1	8	10:21:50.201
						Total Infractions: <input type="text" value="1"/>
91	Lorenzo CAMPOS	Double R	1	Turn 1	5	10:16:42.593
91	Lorenzo CAMPOS	Double R	2	Turn 1	9	10:23:12.539
						Total Infractions: <input type="text" value="2"/>
99	René LAMMERS	MP Motorsport	1	Turn 1	10	10:23:31.002
						Total Infractions: <input type="text" value="1"/>

TOTAL TRACK LIMITS: 33

Published at:10:28.....

Track Limits Operator:
Daphne FERNÁNDEZ
OD-1537-ESP-CAT

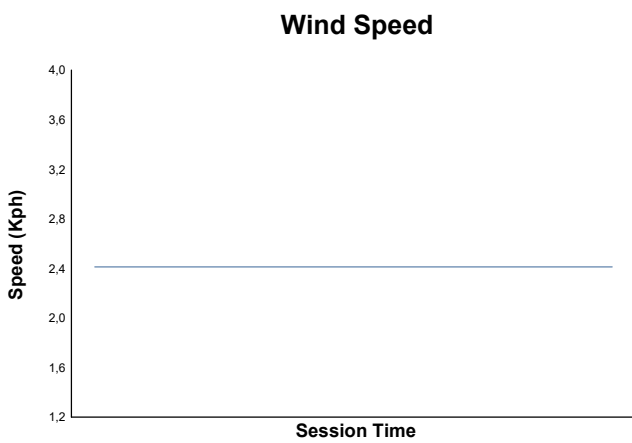
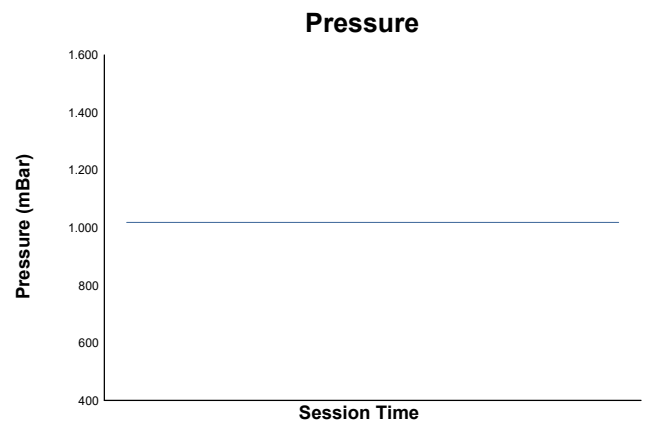
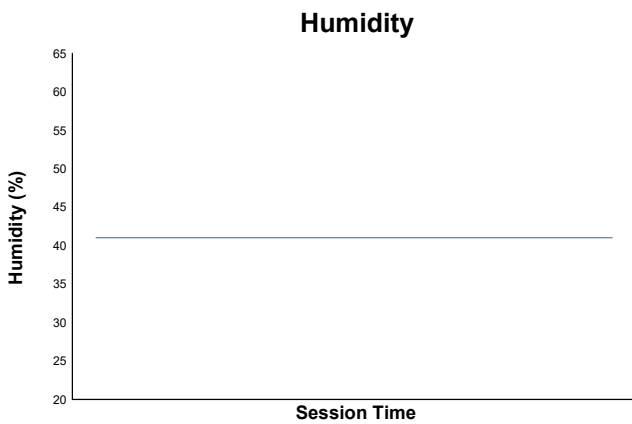
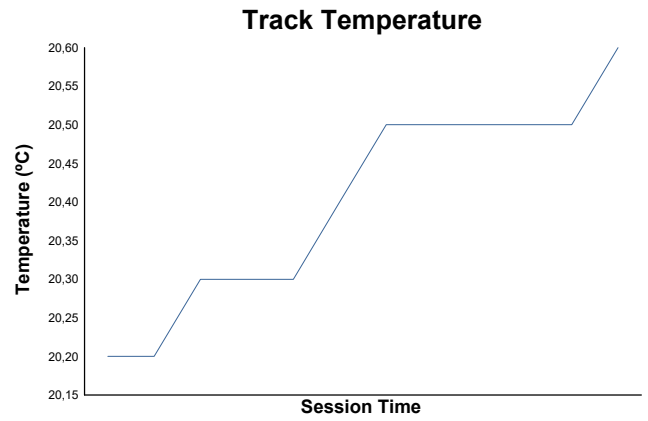
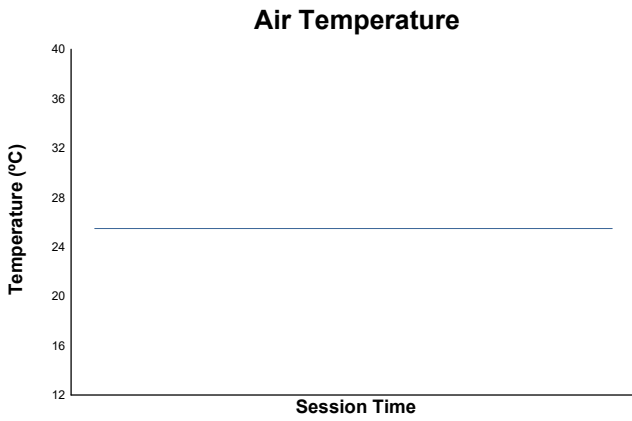


ROUND 2 - PORTIMAO

Eurocup3

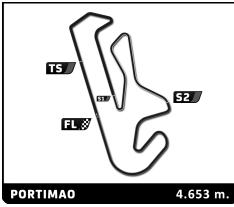
Qualifying 2

Weather Report



Track Status: **DRY**

EURO CUP 3



Eurocup3 ROUND 2 - PORTIMAO Race 2 (30 Minutes +1 Lap)

Final Starting Grid

1:38.532 Renzo BARBUY	TC Racing	31	- 15 -	20	Tecnicar by Amtog	1:38.047 Benjamin BECKLEY
1:37.796 Jakob BERGMEISTER	GRS	70	- 14 -	6	Drivex	1:37.440 Stylios KOLOVOS
1:37.435 Luca VIISOREANU	TC Racing	11	- 13 -	3	Drivex	1:37.294 Edouard BORGNA
1:37.246 Lorenzo CAMPOS	Double R	91	- 12 -	22	Tecnicar by Amtog	1:37.125 Casper STEVENSON
1:37.076 Rayan CARETTI	GRS	44	- 11 -	16	Palou Motorsport	1:37.017 Bianca BUSTAMANTE
1:36.997 Bart HARRISON	Double R	77	- 10 -	99	MP Motorsport	1:36.965 René LAMMERS
1:36.924 Filippo FIORENTINO	Drivex	37	- 9 -	26	Double R	1:36.908 Tommy HARFIELD
1:36.853 Kacper SZTUKA	Tecnicar by Amtog	2	- 8 -	23	Hitech	1:36.806 Stefan BOSTANDJIEV
1:36.772 Patrick HEUZENROEDER	Griffin Core by Campos	5	- 7 -	39	Hitech	1:36.705 Santino PANETTA
1:36.671 Genaro TRAPPA	Hitech	84	- 6 -	10	Griffin Core by Campos	1:36.664 Enzo TARNVANICHKUL
1:36.642 Alceu FELDMANN	MP Motorsport	8	- 5 -	12	MP Motorsport	1:36.584 Gianmarco PRADEL
1:36.561 Keanu AL AZHARI	Hitech	14	- 4 -	9	Griffin Core by Campos	1:36.547 Thomas STRAUVEN
1:36.365 Chistopher EL FEGHALI	Drivex	7	- 3 -	41	Griffin Core by Campos	1:36.243 Alex POWELL
1:36.200 Rafael PERARD	Palou Motorsport	33	- 2 -	27	Palou Motorsport	1:36.150 Heitor DALL'AGNOL
1:36.108 Ean EYCKMANS	MP Motorsport	4	- 1 -	48	Palou Motorsport	1:35.905 James EGOZI

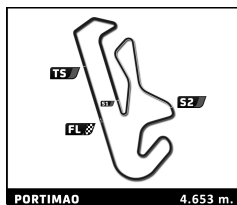


Pole

Published at11:35.....

 Mr. Pedro Vilches Chair of the Stewards	 Mr. Juan Font Steward	 Mrs. Paula Rodrigues Steward	Timekeeper: Alberto ESTÉBANEZ
--	------------------------------	-------------------------------------	---

EURO CUP 3



Eurocup3 ROUND 2 - PORTIMAO Race 2 (30 Minutes + 1 Lap)

Amended - Pending to technical scrutineering

Provisional Classification

No	Driver	Nat	Team	Car	Cl.	Laps	Total Time	Gap	Kph	Best Lap		
										Lap	Time	Kph
1	48 James EGOZI	USA	Palou Motorsport	Dallara 326		17	33:04.523	-	143.5	14	1:36.895	172.9
2	27 Heitor DALL'AGNOL	BRA	Palou Motorsport	Dallara 326	R	17	33:06.190	+1.667	143.4	4	1:37.199	172.3
3	14 Keanu AL AZHARI	ARE	Hitech	Dallara 326		17	33:07.048	+2.525	143.3	15	1:37.300	172.2
4	4 Ean EYCKMANS	BEL	MP Motorsport	Dallara 326	R	17	33:09.829	+5.306	143.1	4	1:37.447	171.9
5	9 Thomas STRAUVEN	BEL	Griffin Core by Campos	Dallara 326	R	17	33:12.730	+8.207	142.9	15	1:37.520	171.8
6	5 Patrick HEUZENROEDER	AUS	Griffin Core by Campos	Dallara 326		17	33:14.026	+9.503	142.8	16	1:37.792	171.3
7	12 Gianmarco PRADEL	AUS	MP Motorsport	Dallara 326		17	33:12.028	+7.505	143.0	13	1:37.605	171.6
8	39 Santino PANETTA	ARG	Hitech	Dallara 326	R	17	33:16.931	+12.408	142.6	17	1:37.919	171.1
9	99 René LAMMERS	NLD	MP Motorsport	Dallara 326	R	17	33:17.831	+13.308	142.5	15	1:37.569	171.7
10	10 Enzo TARNVANICHKUL	THA	Griffin Core by Campos	Dallara 326		17	33:20.063	+15.540	142.4	16	1:38.137	170.7
11	84 Genaro TRAPPA	ARG	Hitech	Dallara 326	R	17	33:21.009	+16.486	142.3	17	1:37.777	171.3
12	37 Filippo FIORENTINO	BRA	Drivex	Dallara 326	R	17	33:21.743	+17.220	142.3	17	1:38.448	170.1
13	22 Casper STEVENSON	GBR	Tecnicar by Amtog	Dallara 326		17	33:22.835	+18.312	142.2	16	1:38.491	170.1
14	77 Bart HARRISON	GBR	Double R	Dallara 326	R	17	33:25.577	+21.054	142.0	16	1:38.069	170.8
15	6 Stylianos KOLOVOS	GRC	Drivex	Dallara 326	R	17	33:26.956	+22.433	141.9	15	1:39.057	169.1
16	23 Stefan BOSTANDJIEV	BGR	Hitech	Dallara 326		17	33:28.613	+24.090	141.8	16	1:38.371	170.3
17	20 Benjamin BECKLEY	CRI	Tecnicar by Amtog	Dallara 326	R	17	33:29.151	+24.628	141.7	17	1:39.421	168.5
18	16 Bianca BUSTAMANTE	PHL	Palou Motorsport	Dallara 326		17	33:30.636	+26.113	141.6	17	1:38.832	169.5
19	3 Edouard BORGNA	FRA	Drivex	Dallara 326		17	33:31.482	+26.959	141.6	16	1:39.006	169.2
20	91 Lorenzo CAMPOS	AGO	Double R	Dallara 326	R	17	33:34.787	+30.264	141.3	17	1:38.666	169.8
21	26 Tommy HARFIELD	GBR	Double R	Dallara 326	R	17	33:37.372	+32.849	141.2	15	1:39.238	168.8
22	8 Alceu FELDMANN	BRA	MP Motorsport	Dallara 326		17	33:45.149	+40.626	140.6	15	1:38.138	170.7
23	31 Renzo BARBUY	ARG	TC Racing	Dallara 326	R	17	34:19.360	+1:14.837	138.3	15	1:38.760	169.6
24	44 Rayan CARETTI	FRA	GRS	Dallara 326	R	14	28:37.592	3 Laps	136.5	13	1:41.383	165.2

Not classified

33	Rafael PERARD	FRA	Palou Motorsport	Dallara 326	R	8	17:22.528			4	1:37.751	171.4
2	Kacper SZTUKA	POL	Tecnicar by Amtog	Dallara 326		8	18:13.585			4	1:39.222	168.8
41	Alex POWELL	USA	Griffin Core by Campos	Dallara 326	R	7	15:16.851			4	1:38.084	170.8
7	Christopher EL FEGHALI	LBN	Drivex	Dallara 326	R	4	8:21.037			4	1:38.044	170.8
70	Jakob BERGMEISTER	DEU	GRS	Dallara 326		4	8:39.569			2	2:50.459	98.3
11	Luca VIISOREANU	ROU	TC Racing	Dallara 326	R							

Pole Position:	James EGOZI	1:35.905	174.7 Kph
Fastest Lap:	Lap 14 James EGOZI	1:36.895	172.9 Kph

CAR #3, #16, #23, #77 & #84 - TIME PENALTY OF 5 SECONDS - TRACK LIMITS
 CAR #26 - TIME PENALTY OF 5 + 10 SECONDS - TRACK LIMITS
 CAR #91 - TIME PENALTY OF 10 SECONDS - STEWARDS DECISION N°17
 CAR #6 - REPRIMAND (2nd) - STEWARDS DECISION N°18
 CAR #8 - TIME PENALTY OF 30 SECONDS - STEWARDS DECISION N°19 (DRIVE THROUGH DEFERRED)
 CAR #33 - DROP OF 5 GRID POSITIONS AT THE NEXT RACE DRIVER PARTICIPATES - STEWARDS DECISION N°20
 CAR #12 - DROP OF 2 POSITIONS IN RACE 2 - STEWARDS DECISION N°21

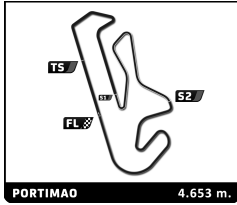
Published at:15:40.....

Track Status: **DRY**

Race Director:
Luis GONZÁLEZ

Timekeeper:
Alberto ESTÉBANEZ

EURO CUP 3



Eurocup3 ROUND 2 - PORTIMAO

Amended - Pending to technical scrutineering

Race 2 (30 Minutes + 1 Lap)

Provisional Classification by Class

R	No	Driver	Nat	Team	Car	Laps	Total Time	Gap	Kph	Best Lap		
										Lap	Time	Kph
1	27	Heitor DALL'AGNOL	BRA	Palou Motorsport	Dallara 326	17	33:06.190		143.4	4	1:37.199	172.3
2	4	Ean EYCKMANS	BEL	MP Motorsport	Dallara 326	17	33:09.829	+3.639	143.1	4	1:37.447	171.9
3	9	Thomas STRAUVEN	BEL	Griffin Core by Campos	Dallara 326	17	33:12.730	+6.540	142.9	15	1:37.520	171.8
4	39	Santino PANETTA	ARG	Hitech	Dallara 326	17	33:16.931	+10.741	142.6	17	1:37.919	171.1
5	99	René LAMMERS	NLD	MP Motorsport	Dallara 326	17	33:17.831	+11.641	142.5	15	1:37.569	171.7
6	84	Genaro TRAPPA	ARG	Hitech	Dallara 326	17	33:21.009	+14.819	142.3	17	1:37.777	171.3
7	37	Filippo FIORENTINO	BRA	Drivex	Dallara 326	17	33:21.743	+15.553	142.3	17	1:38.448	170.1
8	77	Bart HARRISON	GBR	Double R	Dallara 326	17	33:25.577	+19.387	142.0	16	1:38.069	170.8
9	6	Stylianos KOLOVOS	GRC	Drivex	Dallara 326	17	33:26.956	+20.766	141.9	15	1:39.057	169.1
10	20	Benjamin BECKLEY	CRI	Tecnicar by Amtog	Dallara 326	17	33:29.151	+22.961	141.7	17	1:39.421	168.5
11	91	Lorenzo CAMPOS	AGO	Double R	Dallara 326	17	33:34.787	+28.597	141.3	17	1:38.666	169.8
12	26	Tommy HARFIELD	GBR	Double R	Dallara 326	17	33:37.372	+31.182	141.2	15	1:39.238	168.8
13	31	Renzo BARBUY	ARG	TC Racing	Dallara 326	17	34:19.360	+1'13.170	138.3	15	1:38.760	169.6
14	44	Rayan CARETTI	FRA	GRS	Dallara 326	14	28:37.592	3 Laps	136.5	13	1:41.383	165.2
Not classified												
	33	Rafael PERARD	FRA	Palou Motorsport	Dallara 326	8	17:22.528	9 Laps		4	1:37.751	171.4
	41	Alex POWELL	USA	Griffin Core by Campos	Dallara 326	7	15:16.851	10 Laps		4	1:38.084	170.8
	7	Christopher EL FEHALI	LBN	Drivex	Dallara 326	4	8:21.037	13 Laps		4	1:38.044	170.8
	11	Luca VIISOREANU	ROU	TC Racing	Dallara 326			17 Laps				

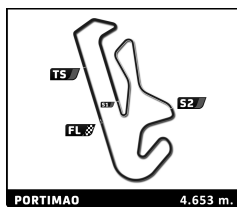
CAR #3, #16, #23, #77 & #84 - TIME PENALTY OF 5 SECONDS - TRACK LIMITS
 CAR #26 - TIME PENALTY OF 5 + 10 SECONDS - TRACK LIMITS
 CAR #91 - TIME PENALTY OF 10 SECONDS - STEWARDS DECISION N°17
 CAR #6 - REPRIMAND (2nd) - STEWARDS DECISION N°18
 CAR #8 - TIME PENALTY OF 30 SECONDS - STEWARDS DECISION N°19 (DRIVE THROUGH DEFERRED)
 CAR #33 - DROP OF 5 GRID POSITIONS AT THE NEXT RACE DRIVER PARTICIPATES - STEWARDS DECISION N°20
 CAR #12 - DROP OF 2 POSITIONS IN RACE 2 - STEWARDS DECISION N°21

Published at:15:40.....

Track Status: **DRY**

Race Director:
Luis GONZÁLEZ

Timekeeper:
Alberto ESTÉBANEZ

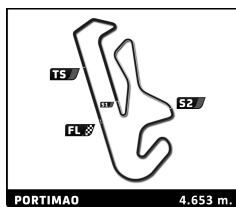


Eurocup3 ROUND 2 - PORTIMAO Race 2

Best Sector Times

Sector 1			Sector 2			Sector 3			Ideal Lap	Best Lap
Pos	No Driver	Time	No Driver	Time	No Driver	Time	Pos	No Driver		
1	14 K.AL AZHARI	30.799	48 J.EGOZI	30.808	27 H.DALL'AGNOL	35.237	1	48 J.EGOZI	1:36.877	1:36.895 (1)
2	48 J.EGOZI	30.812	12 G.PRADEL	30.864	48 J.EGOZI	35.257	2	27 H.DALL'AGNOL	1:37.079	1:37.199 (2)
3	7 C.EL FEGHALI	30.827	4 E.EYCKMANS	30.921	4 E.EYCKMANS	35.382	3	14 K.AL AZHARI	1:37.140	1:37.300 (3)
4	27 H.DALL'AGNOL	30.900	14 K.AL AZHARI	30.923	14 K.AL AZHARI	35.418	4	4 E.EYCKMANS	1:37.257	1:37.447 (4)
5	33 R.PERARD	30.906	27 H.DALL'AGNOL	30.942	99 R.LAMMERS	35.440	5	12 G.PRADEL	1:37.368	1:37.605 (7)
6	9 T.STRAUVEN	30.912	9 T.STRAUVEN	31.020	41 A.POWELL	35.447	6	41 A.POWELL	1:37.486	1:38.084 (14)
7	8 A.FELDMANN	30.937	99 R.LAMMERS	31.029	84 G.TRAPPA	35.486	7	9 T.STRAUVEN	1:37.520	1:37.520 (5)
8	4 E.EYCKMANS	30.954	41 A.POWELL	31.056	12 G.PRADEL	35.503	8	99 R.LAMMERS	1:37.531	1:37.569 (6)
9	41 A.POWELL	30.983	5 P.HEUZENROEDER	31.064	8 A.FELDMANN	35.535	9	33 R.PERARD	1:37.602	1:37.751 (8)
10	39 S.PANETTA	30.984	26 T.HARFIELD	31.102	39 S.PANETTA	35.555	10	84 G.TRAPPA	1:37.670	1:37.777 (9)
11	84 G.TRAPPA	30.989	33 R.PERARD	31.111	33 R.PERARD	35.585	11	8 A.FELDMANN	1:37.719	1:38.138 (16)
12	12 G.PRADEL	31.001	84 G.TRAPPA	31.195	9 T.STRAUVEN	35.588	12	5 P.HEUZENROEDER	1:37.752	1:37.792 (10)
13	2 K.SZTUKA	31.027	10 E.TARNVANICHKUL	31.209	91 L.CAMPOS	35.611	13	39 S.PANETTA	1:37.844	1:37.919 (11)
14	5 P.HEUZENROEDER	31.051	8 A.FELDMANN	31.247	5 P.HEUZENROEDER	35.637	14	10 E.TARNVANICHKUL	1:38.007	1:38.137 (15)
15	99 R.LAMMERS	31.062	91 L.CAMPOS	31.250	23 S.BOSTANDJIEV	35.658	15	7 C.EL FEGHALI	1:38.044	1:38.044 (12)
16	10 E.TARNVANICHKUL	31.119	77 B.HARRISON	31.261	77 B.HARRISON	35.675	16	77 B.HARRISON	1:38.059	1:38.069 (13)
17	37 F.FIORENTINO	31.120	39 S.PANETTA	31.305	10 E.TARNVANICHKUL	35.679	17	91 L.CAMPOS	1:38.167	1:38.666 (20)
18	77 B.HARRISON	31.123	23 S.BOSTANDJIEV	31.363	16 B.BUSTAMANTE	35.696	18	23 S.BOSTANDJIEV	1:38.167	1:38.371 (17)
19	23 S.BOSTANDJIEV	31.146	2 K.SZTUKA	31.412	7 C.EL FEGHALI	35.738	19	2 K.SZTUKA	1:38.287	1:39.222 (25)
20	22 C.STEVENSON	31.187	31 R.BARBUBY	31.443	37 F.FIORENTINO	35.783	20	37 F.FIORENTINO	1:38.374	1:38.448 (18)
21	6 S.KOLOVOS	31.256	37 F.FIORENTINO	31.471	31 R.BARBUBY	35.790	21	26 T.HARFIELD	1:38.455	1:39.238 (26)
22	16 B.BUSTAMANTE	31.299	7 C.EL FEGHALI	31.479	22 C.STEVENSON	35.799	22	22 C.STEVENSON	1:38.491	1:38.491 (19)
23	91 L.CAMPOS	31.306	22 C.STEVENSON	31.505	6 S.KOLOVOS	35.807	23	16 B.BUSTAMANTE	1:38.566	1:38.832 (22)
24	26 T.HARFIELD	31.330	20 B.BECKLEY	31.558	2 K.SZTUKA	35.848	24	31 R.BARBUBY	1:38.591	1:38.760 (21)
25	31 R.BARBUBY	31.358	16 B.BUSTAMANTE	31.571	3 E.BORGNA	35.878	25	6 S.KOLOVOS	1:38.706	1:39.057 (24)
26	20 B.BECKLEY	31.374	3 E.BORGNA	31.581	20 B.BECKLEY	35.886	26	20 B.BECKLEY	1:38.818	1:39.421 (27)
27	3 E.BORGNA	31.391	6 S.KOLOVOS	31.643	26 T.HARFIELD	36.023	27	3 E.BORGNA	1:38.850	1:39.006 (23)
28	44 R.CARETTI	31.838	44 R.CARETTI	31.882	70 J.BERGMEISTER	36.250	28	44 R.CARETTI	1:39.998	1:41.383 (28)
29	70 J.BERGMEISTER	34.032	70 J.BERGMEISTER	32.939	44 R.CARETTI	36.278	29	70 J.BERGMEISTER	1:43.221	2:50.459 (29)

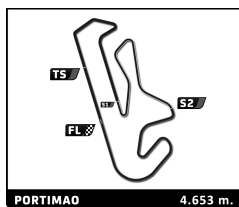
EURO CUP 3



Eurocup3 ROUND 2 - PORTIMAO Race 2

Best Top Speed

No Driver	Team	Class	Top 1		Top 2		Top 3		Top 4		Top 5		
			Kph	Lap	Kph	Lap	Kph	Lap	Kph	Lap	Kph	Lap	Avg
6	Stylianos KOLOVOS	Drivex	268.7	15	262.8	12	260.9	17	260.2	4	259.6	16	262.4
26	Tommy HARFIELD	Double R	268.0	12	262.8	4	261.5	17	261.5	5	257.1	13	262.2
8	Alceu FELDMANN	MP Motorsport	267.3	4	260.9	9	260.2	12	259.6	17	257.1	13	261.0
37	Filippo FIORENTINO	Drivex	267.3	12	266.0	4	263.4	14	260.9	5	258.4	16	263.2
12	Gianmarco PRADEL	MP Motorsport	266.7	5	260.9	4	259.0	14	258.4	9	254.7	13	259.9
14	Keanu AL AZHARI	Hitech	266.0	4	256.5	17	256.5	5	255.9	15	255.3	16	258.0
7	Chistopher EL FEGHALI	Drivex	265.4	4	233.3	3	111.8	2					203.5
31	Renzo BARBUY	TC Racing	264.7	4	259.0	5	254.1	14	253.5	12	250.6	3	256.4
77	Bart HARRISON	Double R	264.7	17	264.1	12	263.4	5	262.1	15	261.5	4	263.2
22	Casper STEVENSON	Tecnicar by Amtog	264.1	5	263.4	17	262.8	13	262.8	4	260.2	16	262.7
23	Stefan BOSTANDJIEV	Hitech	264.1	14	259.6	12	257.1	5	256.5	17	255.9	15	258.6
2	Kacper SZTUKA	Tecnicar by Amtog	263.4	4	257.1	5	237.4	3	165.4	6	164.1	8	217.5
9	Thomas STRAUVEN	Griffin Core by Campos	263.4	4	257.8	13	257.8	5	255.9	17	255.9	15	258.2
10	Enzo TARNVANICHKUL	Griffin Core by Campos	262.8	12	258.4	13	257.8	4	257.1	14	256.5	5	258.5
16	Bianca BUSTAMANTE	Palou Motorsport	262.8	14	261.5	4	259.6	13	259.6	12	259.0	15	260.5
27	Heitor DALL'AGNOL	Palou Motorsport	262.8	4	256.5	5	255.9	12	255.3	17	255.3	15	257.2
3	Edouard BORGNA	Drivex	261.5	14	260.2	12	260.2	4	259.6	15	259.0	17	260.1
39	Santino PANETTA	Hitech	261.5	4	260.9	12	258.4	5	257.8	13	256.5	14	259.0
41	Alex POWELL	Griffin Core by Campos	261.5	4	257.1	5	230.3	3	175.6	6	145.7	7	214.0
99	René LAMMERS	MP Motorsport	261.5	12	261.5	4	259.6	14	257.8	13	257.8	5	259.6
20	Benjamin BECKLEY	Tecnicar by Amtog	260.2	15	260.2	4	259.6	14	259.0	17	258.4	13	259.5
91	Lorenzo CAMPOS	Double R	260.2	15	259.6	16	259.6	13	259.6	12	258.4	14	259.5
5	Patrick HEUZENROEDER	Griffin Core by Campos	259.6	12	259.0	4	256.5	15	256.5	5	254.1	17	257.1
33	Rafael PERARD	Palou Motorsport	259.6	5	259.0	4	231.3	3	231.3	8	191.2	7	234.5
84	Genaro TRAPPA	Hitech	259.6	12	259.0	17	259.0	4	255.9	15	255.9	5	257.9
44	Rayan CARETTI	GRS	259.0	4	257.1	5	251.2	13	247.7	14	245.5	3	252.1
70	Jakob BERGMEISTER	GRS	254.7	4	248.8	3	139.0	2					214.2
4	Ean EYCKMANS	MP Motorsport	253.5	14	252.9	12	252.3	15	252.3	13	252.3	4	252.7
48	James EGOZI	Palou Motorsport	251.2	15	251.2	14	250.6	17	250.6	4	250.0	13	250.7
11	Luca VIISOREANU	TC Racing											




Eurocup3 ROUND 2 - PORTIMAO Race 2

Lap Chart

No	Pos	Grid	Lap																
			1	2	3	4	5	6	7	8	9	10	11	12	13	14	15	16	17
48	1	48	48	48	48	48	48	48	48	48	48	48	48	48	48	48	48	48	48
4	2	4	4	4	4	4	4	4	4	27	27	27	27	27	27	27	27	27	27
27	3	27	41	41	41	27	27	27	27	4	4	4	14	14	14	14	14	14	14
33	4	33	33	33	27	41	41	41	41	14	14	14	4	4	4	4	4	4	4
41	5	41	27	27	33	33	33	33	33	12	12	12	9	5	5	12	12	12	12
7	6	7	9	9	9	14	14	14	14	9	9	9	12	12	12	9	9	9	9
9	7	9	7	7	14	9	9	9	9	5	5	5	5	9	9	5	5	5	5
14	8	14	14	14	12	12	12	12	12	84	8	8	8	8	8	8	8	8	8
12	9	12	12	12	7	7	5	5	5	8	84	84	84	84	84	84	84	84	84
8	10	8	8	8	8	8	8	8	8	10	10	10	10	39	39	39	39	39	39
10	11	10	10	10	5	5	10	10	10	39	39	39	39	10	10	99	99	99	99
84	12	84	5	5	10	10	84	84	84	26	26	26	77	77	99	10	10	10	10
39	13	39	84	84	84	84	39	39	39	37	37	37	26	26	26	77	77	77	77
5	14	5	39	39	39	39	2	2	2	77	77	77	37	99	77	26	37	37	37
23	15	23	77	77	77	2	26	26	26	99	99	99	99	37	37	37	26	26	26
2	16	2	2	2	2	26	77	77	77	22	22	22	23	23	22	22	22	22	22
26	17	26	26	26	26	77	37	37	37	44	44	44	22	22	23	23	23	23	23
37	18	37	37	37	37	37	99	99	99	23	23	23	16	16	91	91	91	91	91
99	19	99	23	23	99	99	23	23	23	31	31	31	44	91	16	16	16	16	16
77	20	77	99	99	23	44	22	22	22	3	3	3	91	3	3	3	3	3	3
16	21	16	16	16	44	23	44	44	44	16	16	16	3	44	20	20	6	6	6
44	22	44	44	44	22	22	31	31	31	91	91	91	20	20	6	6	20	20	20
22	23	22	22	22	16	31	3	3	3	20	20	20	31	6	44	44	31	31	31
91	24	91	3	3	31	3	16	16	16	6	6	6	31	31	31				
3	25	3	31	31	3	16	20	20	20	33									
11	26	11	70	70	70	20	6	6	6	2									
6	27	6	20	20	20	6	91	91	91										
70	28	70	6	6	6	91													
20	29	20	91	91	91	70													
31	30	31																	

EURO CUP 3




Eurocup3 ROUND 2 - PORTIMAO Race 2

Fastest Lap Sequence

Elapsed	No	Driver	Team	Car	Class	Time	Kph	Lap
4:59.473	48	James EGOZI	Palou Motorsport	Dallara 326		3:07.352	89.4	2
4:59.816	4	Ean EYCKMANS	MP Motorsport	Dallara 326	R	3:06.953	89.6	2
5:00.156	41	Alex POWELL	Griffin Core by Campos	Dallara 326	R	3:06.057	90.0	2
5:00.454	33	Rafael PERARD	Palou Motorsport	Dallara 326	R	3:04.845	90.6	2
5:00.714	27	Heitor DALL'AGNOL	Palou Motorsport	Dallara 326	R	3:03.604	91.2	2
5:00.984	9	Thomas STRAUVEN	Griffin Core by Campos	Dallara 326	R	3:02.358	91.9	2
5:01.238	7	Christopher EL FEGHALI	Drivex	Dallara 326	R	3:02.018	92.0	2
5:01.453	14	Keanu AL AZHARI	Hitech	Dallara 326		3:01.583	92.2	2
5:01.686	12	Gianmarco PRADEL	MP Motorsport	Dallara 326		3:01.185	92.5	2
5:02.024	8	Alceu FELDMANN	MP Motorsport	Dallara 326		3:00.657	92.7	2
5:02.190	10	Enzo TARNVANICHKUL	Griffin Core by Campos	Dallara 326		2:59.864	93.1	2
5:02.391	5	Patrick HEUZENROEDER	Griffin Core by Campos	Dallara 326		2:59.243	93.5	2
5:02.787	84	Genaro TRAPPA	Hitech	Dallara 326	R	2:58.022	94.1	2
5:03.002	39	Santino PANETTA	Hitech	Dallara 326	R	2:57.014	94.6	2
5:03.168	77	Bart HARRISON	Double R	Dallara 326	R	2:56.799	94.7	2
5:03.500	2	Kacper SZTUKA	Tecnicar by Amtog	Dallara 326		2:56.393	95.0	2
5:03.862	26	Tommy HARFIELD	Double R	Dallara 326	R	2:55.969	95.2	2
5:03.971	37	Filippo FIORENTINO	Drivex	Dallara 326	R	2:55.141	95.6	2
5:04.245	23	Stefan BOSTANDJIEV	Hitech	Dallara 326		2:53.934	96.3	2
5:04.693	99	René LAMMERS	MP Motorsport	Dallara 326	R	2:53.280	96.7	2
5:04.976	16	Bianca BUSTAMANTE	Palou Motorsport	Dallara 326		2:52.622	97.0	2
5:05.132	44	Rayan CARETTI	GRS	Dallara 326	R	2:52.329	97.2	2
5:05.356	22	Casper STEVENSON	Tecnicar by Amtog	Dallara 326		2:51.401	97.7	2
5:05.589	3	Edouard BORGNA	Drivex	Dallara 326		2:51.253	97.8	2
5:05.852	31	Renzo BARBUY	TC Racing	Dallara 326	R	2:50.907	98.0	2
5:06.123	70	Jakob BERGMEISTER	GRS	Dallara 326		2:50.459	98.3	2
5:06.300	20	Benjamin BECKLEY	Tecnicar by Amtog	Dallara 326	R	2:49.806	98.6	2
5:06.420	6	Stylianios KOLOVOS	Drivex	Dallara 326	R	2:49.178	99.0	2
6:38.733	48	James EGOZI	Palou Motorsport	Dallara 326		1:39.260	168.8	3
8:17.075	4	Ean EYCKMANS	MP Motorsport	Dallara 326	R	1:37.447	171.9	4
8:17.852	27	Heitor DALL'AGNOL	Palou Motorsport	Dallara 326	R	1:37.199	172.3	4
28:12.488	48	James EGOZI	Palou Motorsport	Dallara 326		1:36.895	172.9	14

EURO CUP 3

Eurocup3 ROUND 2 - PORTIMAO Race 2




Analysis by lap

Lapped

No	Lap Time	Gap	No	Lap Time	Gap	No	Lap Time	Gap	No	Lap Time	Gap	No	Lap Time	Gap										
Lap 1																								
48	1:52.121	0.000	31	2:50.907	6.379	99	1:39.862	10.469	26	2:34.108	12.277	37	1:42.553	7.006										
4	1:52.863	0.742	70	2:50.459	6.650	44	1:39.779	10.949	77	2:33.971	13.051	77	1:42.975	7.191										
41	1:54.099	1.978	20	2:49.806	6.827	23	1:39.973	11.047	37	2:33.793	13.801	99	1:42.889	7.724										
33	1:55.609	3.488	6	2:49.178	6.947	22	1:39.712	11.261	99	2:33.691	14.859	22	1:42.669	8.197										
27	1:57.110	4.989	91	2:38.753	19.275	31	1:40.029	12.304	23	2:34.295	16.042	44	1:42.638	8.635										
9	1:58.626	6.505	Lap 3																					
7	1:59.220	7.099	48	1:39.260	20	1:39.870	13.948	44	2:33.337	17.424	31	1:42.516	8.922											
14	1:59.870	7.749	4	1:39.812	0.895	6	1:40.248	14.740	31	2:37.060	22.700	3	1:42.623	9.304										
12	2:00.501	8.380	41	1:40.353	1.776	91	1:38.306	20.135	3	2:36.343	23.344	16	1:42.543	9.621										
8	2:01.367	9.246	27	1:39.939	1.920	70	1:50.226	23.560	16	2:36.101	23.733	91	1:43.114	11.224										
10	2:02.326	10.205	33	1:40.894	2.615	Lap 5																		
5	2:03.148	11.027	9	1:40.825	3.076	48	1:38.075	Lap 7																
84	2:04.765	12.644	14	1:40.440	3.160	4	1:37.912	0.903	48	2:46.608	Lap 9													
39	2:05.988	13.867	12	1:40.886	3.839	27	1:39.292	3.060	4	2:46.116	0.369	48	2:02.184											
77	2:06.369	14.248	7	1:41.755	4.260	41	1:39.620	4.129	27	2:44.727	0.573	27	2:02.427	1.251										
2	2:07.107	14.986	8	1:41.180	4.471	33	1:39.703	4.718	41	2:44.590	0.886	4	2:01.906	1.774										
26	2:07.893	15.772	5	1:41.532	5.190	14	1:39.898	5.524	33	2:44.265	1.085	14	2:01.690	2.666										
37	2:08.830	16.709	84	1:41.847	5.901	9	1:40.446	6.581	14	2:43.794	1.481	12	2:01.708	3.451										
23	2:10.311	18.190	39	1:42.009	6.278	12	1:40.940	7.418	9	2:42.901	1.610	9	2:02.567	4.509										
99	2:11.413	19.292	77	1:41.945	6.380	5	1:41.109	9.160	12	2:42.714	1.831	5	2:03.370	5.572										
16	2:12.354	20.233	2	1:42.069	6.836	8	1:42.013	9.518	5	2:42.048	2.092	8	2:03.155	6.498										
44	2:12.803	20.682	26	1:42.171	7.300	10	1:41.138	9.897	8	2:41.740	2.213	84	2:04.560	7.689										
22	2:13.955	21.834	37	1:42.277	7.515	84	1:41.485	10.986	10	2:41.225	2.493	10	2:04.583	8.306										
3	2:14.336	22.215	99	1:41.923	7.883	39	1:41.879	11.900	84	2:39.751	2.711	39	2:06.557	10.988										
31	2:14.945	22.824	23	1:42.838	8.350	2	1:42.133	12.840	39	2:38.434	2.869	26	2:07.206	11.781										
70	2:15.664	23.543	44	1:42.047	8.446	26	1:42.255	13.442	2	2:38.020	3.121	37	2:07.815	12.637										
20	2:16.494	24.373	22	1:42.202	8.825	77	1:42.967	14.353	2	2:37.623	3.292	77	2:08.269	13.276										
6	2:17.242	25.121	16	1:43.029	9.272	37	1:43.522	15.281	26	2:36.974	3.417	99	2:08.893	14.433										
91	2:39.995	47.874	31	1:42.432	9.551	99	1:44.047	16.441	77	2:36.461	3.654	22	2:09.401	15.414										
Lap 2																								
48	3:07.352	Lap 4																						
4	3:06.953	0.343	48	1:37.276	Lap 6																			
41	3:06.057	0.683	4	1:37.447	1.066	48	2:35.273	Lap 8																
33	3:04.845	0.981	27	1:37.199	1.843	4	2:35.231	0.861	48	1:39.201														
27	3:03.604	1.241	41	1:38.084	2.584	27	2:34.667	2.454	4	1:40.884	1.008													
9	3:02.358	1.511	33	1:37.751	3.090	41	2:34.048	2.904	27	1:39.636	1.008													
7	3:02.018	1.765	14	1:37.817	3.701	33	2:33.983	3.428	4	1:40.880	3.160													
14	3:01.583	1.980	9	1:38.410	4.210	14	2:34.044	4.295	14	1:41.297	3.927													
12	3:01.185	2.213	7	1:38.044	5.028	9	2:34.009	5.317	9	1:41.717	4.126													
8	3:00.657	2.551	8	1:38.385	5.580	12	2:33.580	5.725	5	1:41.495	4.386													
10	2:59.864	2.717	5	1:38.212	6.126	5	2:32.765	6.652	84	1:41.803	5.313													
5	2:59.243	2.918	10	1:38.257	6.834	8	2:32.836	7.081	8	1:42.515	5.527													
84	2:58.022	3.314	84	1:38.951	7.576	10	2:33.252	7.876	10	1:42.615	5.907													
39	2:57.014	3.529	39	1:39.094	8.096	84	2:33.855	9.568	39	1:42.947	6.615													
77	2:56.799	3.695	2	1:39.222	8.782	39	2:34.416	11.043	26	1:42.668	6.759													
2	2:56.393	4.027	26	1:39.238	9.262	2	2:34.142	11.709	Lap 10															
26	2:55.969	4.389	77	1:40.357	9.461	Lap 8																		
37	2:55.141	4.498	37	1:39.595	9.834	48	1:39.201	Lap 10																
23	2:53.934	4.772	Lap 8																					
99	2:53.280	5.220	Lap 8																					
16	2:52.622	5.503	Lap 8																					
44	2:52.329	5.659	Lap 8																					
22	2:51.401	5.883	Lap 8																					
3	2:51.253	6.116	Lap 8																					
Lap 10																								
48	2:43.975	7.311	48	2:43.975	7.311	48	2:43.975	7.311	48	2:43.975	7.311	48	2:43.975	7.311										
27	2:43.033	0.309	27	2:43.033	0.309	27	2:43.033	0.309	27	2:43.033	0.309	27	2:43.033	0.309										
4	2:42.830	0.629	4	2:42.830	0.629	4	2:42.830	0.629	4	2:42.830	0.629	4	2:42.830	0.629										
14	2:42.196	0.887	14	2:42.196	0.887	14	2:42.196	0.887	14	2:42.196	0.887	14	2:42.196	0.887										
12	2:41.597	1.073	12	2:41.597	1.073	12	2:41.597	1.073	12	2:41.597	1.073	12	2:41.597	1.073										
9	2:40.753	1.287	9	2:40.753	1.287	9	2:40.753	1.287	9	2:40.753	1.287	9	2:40.753	1.287										
5	2:39.923	1.520	5	2:39.923	1.520	5	2:39.923	1.520	5	2:39.923	1.520	5	2:39.923	1.520										
8	2:39.148	1.671	8	2:39.148	1.671	8	2:39.148	1.671	8	2:39.148	1.671	8	2:39.148	1.671										
84	2:38.316	2.030	84	2:38.316	2.030	84	2:38.316	2.030	84	2:38.316	2.030	84	2:38.316	2.030										
10	2:37.919	2.250	10	2:37.919	2.250	10	2:37.919	2.250	10	2:37.919	2.250	10	2:37.919	2.250										
39	2:35.401	2.414	39	2:35.401	2.414	39	2:35.401	2.414	39	2:35.401	2.414	39	2:35.401	2.414										
26	2:34.842	2.648	26	2:34.842	2.648	26	2:34.842	2.648	26	2:34.842	2.648	26	2:34.842	2.648										
37	2:34.297	2.959	37	2:34.297	2.959	37	2:34.297	2.959	37	2:34.297	2.959	37	2:34.297	2.959										
77	2:33.859	3.160	77	2:33.859	3.160	77	2:33.859	3.160	77	2:33.859	3.160	77	2:33.859	3.160										

EURO CUP 3

Eurocup3 ROUND 2 - PORTIMAO Race 2

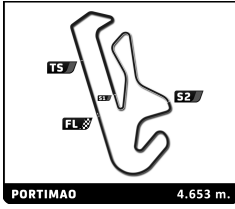


Analysis by lap

Lapped

No	Lap Time	Gap	No	Lap Time	Gap	No	Lap Time	Gap	No	Lap Time	Gap	No	Lap Time	Gap			
99	2:33.012	3.470	91	1:39.738	10.592	44	1:45.971	25.104	14	1:37.305	2.525						
22	2:32.281	3.720	3	1:39.882	11.306	31	1:39.170	1:09.489	4	1:37.863	5.306						
44	2:31.693	4.025	44	1:41.316	12.064				12	1:37.809	7.505						
23	2:29.924	4.105	20	1:39.752	12.112	Lap 15			9	1:37.779	8.207						
31	2:28.509	4.414	6	1:39.899	12.608	48	1:37.474		5	1:38.087	9.503						
3	2:28.266	4.590	31	1:48.233	20.610	27	1:37.441	1.521	8	1:38.188	10.626						
16	2:28.097	4.726	Lap 13			14	1:37.300	2.330	84	1:37.777	11.486						
91	2:27.729	4.911	48	1:37.419		4	1:37.873	4.210	39	1:37.919	12.408						
20	2:27.321	5.500	27	1:37.555	1.167	12	1:37.650	6.522	99	1:37.692	13.308						
6	2:26.395	5.627	14	1:37.588	2.033	9	1:37.520	7.277	10	1:38.368	15.540						
Lap 11			4	1:37.563	2.907	5	1:37.902	8.185	77	1:38.417	16.054						
48	1:39.283		5	1:38.045	5.169	8	1:38.138	9.233	37	1:38.448	17.220						
27	1:39.903	0.929	12	1:37.605	5.397	84	1:38.246	10.016	26	1:38.545	17.849						
14	1:40.389	1.993	9	1:37.862	6.105	39	1:38.067	10.924	22	1:38.719	18.312						
4	1:41.373	2.719	8	1:38.437	7.160	99	1:37.569	12.159	23	1:38.538	19.090						
9	1:41.613	3.617	84	1:38.510	7.847	10	1:38.364	13.596	91	1:38.666	20.264						
12	1:41.877	3.667	39	1:39.278	9.159	77	1:38.681	14.129	16	1:38.832	21.113						
5	1:41.553	3.790	10	1:39.712	9.774	37	1:38.628	14.716	3	1:39.154	21.959						
8	1:41.798	4.186	99	1:39.070	9.973	26	1:39.238	15.297	6	1:39.115	22.433						
84	1:41.992	4.739	26	1:39.891	10.523	22	1:38.908	15.663	20	1:39.421	24.628						
10	1:42.111	5.078	77	1:40.225	10.617	23	1:39.359	16.742	31	1:39.681	1:14.837						
39	1:42.473	5.604	37	1:39.296	10.864	91	1:39.578	17.112									
77	1:41.960	5.837	22	1:39.547	11.615	16	1:39.728	17.871									
26	1:42.718	6.083	23	1:39.787	11.780	3	1:39.482	18.360									
37	1:42.505	6.181	91	1:39.631	12.804	6	1:39.057	18.715									
99	1:42.241	6.428	16	1:40.565	13.257	20	1:40.625	20.077									
23	1:42.134	6.956	3	1:39.754	13.641	31	1:38.760	1:10.775									
22	1:43.018	7.455	20	1:39.559	14.252												
16	1:42.676	8.119	6	1:39.624	14.813	Lap 16											
44	1:43.572	8.314	44	1:41.383	16.028	48	1:37.391		48	1:37.391							
91	1:42.792	8.420	31	2:24.023	1:07.214	27	1:37.459	1.589	27	1:37.459	1.589						
3	1:43.683	8.990	Lap 14			14	1:37.451	2.390	14	1:37.451	2.390						
20	1:43.709	9.926	48	1:36.895		4	1:37.794	4.613	4	1:37.794	4.613						
31	1:44.812	9.943	27	1:37.282	1.554	12	1:37.735	6.866	12	1:37.735	6.866						
6	1:43.931	10.275	14	1:37.366	2.504	9	1:37.712	7.598	9	1:37.712	7.598						
Lap 12			4	1:37.799	3.811	5	1:37.792	8.586	5	1:37.792	8.586						
48	1:37.566		12	1:37.844	6.346	8	1:37.766	9.608	8	1:37.766	9.608						
27	1:37.668	1.031	9	1:38.021	7.231	84	1:38.254	10.879	84	1:38.254	10.879						
14	1:37.437	1.864	5	1:39.483	7.757	39	1:38.126	11.659	39	1:38.126	11.659						
4	1:37.610	2.763	8	1:38.304	8.569	99	1:38.018	12.786	99	1:38.018	12.786						
5	1:38.319	4.543	84	1:38.292	9.244	10	1:38.137	14.342	10	1:38.137	14.342						
12	1:39.110	5.211	39	1:38.067	10.331	77	1:38.069	14.807	77	1:38.069	14.807						
9	1:39.611	5.662	99	1:38.986	12.064	37	1:38.617	15.942	37	1:38.617	15.942						
8	1:39.522	6.142	10	1:39.827	12.706	26	1:38.568	16.474	26	1:38.568	16.474						
84	1:39.583	6.756	77	1:39.200	12.922	22	1:38.491	16.763	22	1:38.491	16.763						
39	1:39.262	7.300	26	1:39.905	13.533	23	1:38.371	17.722	23	1:38.371	17.722						
10	1:39.969	7.481	37	1:39.593	13.562	91	1:39.047	18.768	91	1:39.047	18.768						
77	1:39.540	7.811	22	1:39.509	14.229	16	1:38.971	19.451	16	1:38.971	19.451						
26	1:39.534	8.051	23	1:39.972	14.857	3	1:39.006	19.975	3	1:39.006	19.975						
99	1:39.460	8.322	91	1:39.099	15.008	6	1:39.164	20.488	6	1:39.164	20.488						
37	1:40.372	8.987	16	1:39.255	15.617	20	1:39.691	22.377	20	1:39.691	22.377						
23	1:40.022	9.412	3	1:39.606	16.352	31	1:38.942	1:12.326	31	1:38.942	1:12.326						
22	1:39.598	9.487	20	1:39.569	16.926	Lap 17											
16	1:39.558	10.111	6	1:39.214	17.132	48	1:37.170		48	1:37.170							
						27	1:37.248	1.667	27	1:37.248	1.667						

EURO CUP 3

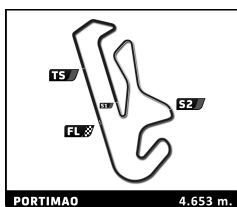


Eurocup3 ROUND 2 - PORTIMAO Race 2

Flag Analysis

Flag	Time
GREEN FLAG	12:28:37.788
YELLOW FLAG AT SECTOR 1	12:29:09.110
SAFETY CAR	12:29:16.779
GREEN FLAG	12:33:09.807
YELLOW FLAG AT SECTOR 2	12:38:02.120
SAFETY CAR	12:38:20.244
GREEN FLAG	12:43:31.119
YELLOW FLAG AT SECTOR 2	12:44:58.764
SAFETY CAR	12:45:42.878
GREEN FLAG	12:49:58.661
CHEQUERED FLAG	13:01:42.311

EURO CUP 3



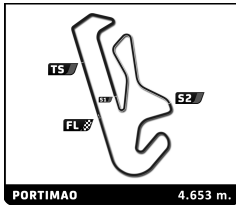
Eurocup3 ROUND 2 - PORTIMAO Race 2

Sector Analysis

Lap under Red Flag — Invalidated Lap ■ Personal Best ■ Session Best B Crossing the pit lane

Lap	Time	Sector 1	Sector 2	Sector 3	Kph	Elapsed	Lap	Time	Sector 1	Sector 2	Sector 3	Kph	Elapsed	
2	Kacper SZTUKA POL							4	<u>1:38.212</u>	31.088	<u>31.306</u>	35.818	170.6	12:36:59.923
	Tecnicar by Amtog Dallara 326							5	1:41.109	31.070	31.527	38.512	165.7	12:38:41.032
	1	2:07.107	36.009	45.053	46.045	131.8	6	2:32.765	46.151	54.967	51.647	109.7	12:41:13.797	
	2	2:56.393	1:02.702	42.088	1:11.603	95.0	7	2:42.048	47.114	43.100	1:11.834	103.4	12:43:55.845	
	3	<u>1:42.069</u>	33.813	<u>32.183</u>	36.073	164.1	8	1:41.495	33.856	31.750	35.889	165.0	12:45:37.340	
	4	1:39.222	31.752	31.622	35.848	168.8	9	2:03.370	37.280	44.436	41.654	135.8	12:47:40.710	
	5	1:42.133	31.027	31.412	39.694	164.0	10	2:39.923	45.947	44.507	1:09.469	104.7	12:50:20.633	
	6	2:34.142	47.210	54.466	52.466	108.7	11	1:41.553	33.703	31.673	36.177	164.9	12:52:02.186	
	7	2:38.020	46.624	41.713	1:09.683	106.0	12	1:38.319	31.517	31.078	35.724	170.4	12:53:40.505	
	8	2:54.499B	50.353	58.643	1:05.503	96.0	13	1:38.045	31.096	31.228	35.721	170.8	12:55:18.550	
3	Edouard BORGNA FRA							14	1:39.483	32.044	31.692	35.747	168.4	12:56:58.033
	Drivex Dallara 326							15	1:37.902	31.069	31.196	35.637	171.1	12:58:35.935
	1	2:14.336	38.504	51.065	44.767	124.7	16	1:37.792	31.082	31.064	35.646	171.3	13:00:13.727	
	2	2:51.253	1:04.933	38.059	1:08.261	97.8	17	1:38.087	31.051	31.263	35.773	170.8	13:01:51.814	
	3	<u>1:43.217</u>	<u>34.533</u>	32.639	36.045	162.3								
	4	<u>1:39.961</u>	31.877	<u>32.164</u>	35.920	167.6								
	5	1:47.591	31.804	31.746	44.041	155.7								
	6	2:36.343	44.934	59.038	52.371	107.1								
	7	2:29.146	43.379	40.628	1:05.139	112.3								
	8	1:42.623	33.738	32.202	36.683	163.2								
	9	2:13.179	44.223	41.312	47.644	125.8								
	10	2:28.266	41.460	43.207	1:03.599	113.0								
	11	<u>1:43.683</u>	34.653	<u>32.658</u>	36.372	161.6								
	12	<u>1:39.882</u>	<u>31.819</u>	32.000	36.063	167.7								
	13	1:39.754	31.948	31.928	35.878	167.9								
	14	1:39.606	31.391	31.886	36.329	168.2								
	15	1:39.482	31.395	31.982	36.105	168.4								
	16	1:39.006	31.411	31.581	36.014	169.2								
	17	<u>1:39.154</u>	31.516	<u>31.724</u>	35.914	168.9								
4	Ean EYCKMANS BEL													
	MP Motorsport Dallara 326													
	1	1:52.863	32.430	35.468	44.965	148.4								
	2	3:06.953	1:03.468	45.233	1:18.252	89.6								
	3	<u>1:39.812</u>	<u>33.052</u>	31.309	35.451	167.8								
	4	1:37.447	31.055	30.992	35.400	171.9								
	5	1:37.912	31.014	30.921	35.977	171.1								
	6	2:35.231	48.696	54.694	51.841	107.9								
	7	2:46.116	46.658	43.326	1:16.132	100.8								
	8	1:40.884	33.742	31.760	35.382	166.0								
	9	2:01.906	35.482	45.451	40.973	137.4								
	10	2:42.830	46.590	44.532	1:11.708	102.9								
	11	<u>1:41.373</u>	<u>33.337</u>	<u>32.184</u>	35.852	165.2								
	12	1:37.610	30.996	31.082	35.532	171.6								
	13	1:37.563	30.954	31.045	35.564	171.7								
	14	1:37.799	30.974	31.197	35.628	171.3								
	15	1:37.873	31.069	31.260	35.544	171.1								
	16	1:37.794	31.090	31.190	35.514	171.3								
	17	1:37.863	31.105	31.166	35.592	171.2								
5	Patrick HEUZENROEDER AUS													
	Griffin Core by Campos Dallara 326													
	1	2:03.148	34.965	41.918	46.265	136.0								
	2	2:59.243	1:01.377	44.524	1:13.342	93.5								
	3	1:41.532	33.502	31.851	36.179	165.0								
6	Stylios KOLOVOS GRC													
	Drivex Dallara 326													
	1	2:17.242	41.396	51.064	44.782	122.1								
	2	2:49.178	1:11.850	32.895	1:04.433	99.0								
	3	1:44.081	34.368	32.909	36.804	160.9								
	4	<u>1:40.248</u>	<u>31.549</u>	32.448	36.251	167.1								
	5	1:48.183	31.380	31.761	45.042	154.8								
	6	2:36.315	44.269	59.404	52.642	107.2								
	7	2:27.914	43.178	41.329	1:03.407	113.2								
	8	1:43.764	34.559	32.206	36.999	161.4								
	9	2:13.632	44.758	40.911	47.963	125.4								
	10	2:26.395	42.109	42.121	1:02.165	114.4								
	11	1:43.931	33.860	33.744	36.327	161.2								
	12	1:39.899	32.063	31.643	36.193	167.7								
	13	1:39.624	31.911	31.774	35.939	168.1								
	14	1:39.214	31.256	31.706	36.252	168.8								
	15	1:39.057	31.518	31.732	35.807	169.1								
	16	1:39.164	31.391	31.940	35.833	168.9								
	17	<u>1:39.115</u>	<u>31.280</u>	31.912	35.923	169.0								
7	Chistopher EL FEGHALI LBN													
	Drivex Dallara 326													
	1	1:59.220	33.863	38.713	46.644	140.5								
	2	3:02.018	1:01.653	44.936	1:15.429	92.0								
	3	1:41.755	33.784	32.059	35.912	164.6								
	4	1:38.044	30.827	31.479	35.738	170.8								
8	Aiceu FELDMANN BRA													
	MP Motorsport Dallara 326													
	1	2:01.367	34.522	40.314	46.531	138.0								
	2	3:00.657	1:01.399	44.441	1:14.817	92.7								
	3	1:41.180	33.614	31.705	35.861	165.6								
	4	<u>1:38.385</u>	<u>31.113</u>	31.631	35.641	170.3								
	5	1:42.013	31.217	31.937	38.859	164.2								
	6	2:32.836	46.445	55.088	51.303	109.6								
	7	2:41.740	47.696	42.509	1:11.535	103.6								
	8	<u>1:42.515</u>	34.392	<u>32.176</u>	35.947	163.4								
	9	2:03.155	36.813	44.512	41.830	136.0								
	10	2:39.148	45.711	44.331	1:09.106	105.3								
	11	1:41.798	34.026	31.769	36.003	164.5								
	12	1:39.522	31.819	31.723	35.980	168.3								
	13	1:38.437	31.173	31.524	35.740	170.2								

EURO CUP 3



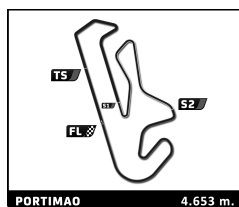
Eurocup3 ROUND 2 - PORTIMAO Race 2

Sector Analysis

Lap under Red Flag — Invalidated Lap ■ Personal Best ■ Session Best B Crossing the pit lane

Lap	Time	Sector 1	Sector 2	Sector 3	Kph	Elapsed	Lap	Time	Sector 1	Sector 2	Sector 3	Kph	Elapsed		
14	1:38.304	31.180	31.255	35.869	170.4	12:56:58.845	11	1:41.877	33.414	31.959	36.504	164.4	12:52:02.063		
15	1:38.138	31.054	31.275	35.809	170.7	12:58:36.983	12	1:39.110	31.953	31.318	35.839	169.0	12:53:41.173		
16	1:37.766	30.984	31.247	35.535	171.3	13:00:14.749	13	1:37.605	31.001	30.864	35.740	171.6	12:55:18.778		
17	1:38.188	30.937	31.526	35.725	170.6	13:01:52.937	14	1:37.844	31.309	31.010	35.525	171.2	12:56:56.622		
9	Thomas STRAUVEN						BEL	14	Keanu AL AZHARI						ARE
	Griffin Core by Campos						Dallara 326		Hitech						Dallara 326
1	1:58.626	33.668	38.075	46.883	141.2	12:30:36.414	1	1:59.870	33.887	39.450	46.533	139.7	12:30:37.658		
2	3:02.358	1:01.691	44.492	1:16.175	91.9	12:33:38.772	2	3:01.583	1:01.472	44.980	1:15.131	92.2	12:33:39.241		
3	1:40.825	33.106	31.936	35.783	166.1	12:35:19.597	3	1:40.440	33.096	31.671	35.673	166.8	12:35:19.681		
4	1:38.410	31.284	31.381	35.745	170.2	12:36:58.007	4	1:37.817	31.015	31.263	35.539	171.2	12:36:57.498		
5	1:40.446	31.231	31.026	38.189	166.8	12:38:38.453	5	1:39.898	31.045	31.107	37.746	167.7	12:38:37.396		
6	2:34.009	47.245	55.143	51.621	108.8	12:41:12.462	6	2:34.044	47.573	55.316	51.155	108.7	12:41:11.440		
7	2:42.901	46.690	43.172	1:13.039	102.8	12:43:55.363	7	2:43.794	46.997	43.098	1:13.699	102.3	12:43:55.234		
8	1:41.717	33.506	32.083	36.128	164.7	12:45:37.080	8	1:40.880	33.496	31.780	35.604	166.0	12:45:36.114		
9	2:02.567	36.286	44.603	41.678	136.7	12:47:39.647	9	2:01.690	35.528	44.994	41.168	137.7	12:47:37.804		
10	2:40.753	46.305	44.149	1:10.299	104.2	12:50:20.400	10	2:42.196	46.395	44.539	1:11.262	103.3	12:50:20.000		
11	1:41.613	33.525	31.857	36.231	164.8	12:52:02.013	11	1:40.389	33.216	31.709	35.464	166.9	12:52:00.389		
12	1:39.611	31.944	31.554	36.113	168.2	12:53:41.624	12	1:37.437	30.965	30.923	35.549	171.9	12:53:37.826		
13	1:37.862	31.038	31.075	35.749	171.2	12:55:19.486	13	1:37.588	30.935	31.146	35.507	171.6	12:55:15.414		
14	1:38.021	31.100	31.291	35.630	170.9	12:56:57.507	14	1:37.366	30.799	31.055	35.512	172.0	12:56:52.780		
15	1:37.520	30.912	31.020	35.588	171.8	12:58:35.027	15	1:37.300	30.892	30.990	35.418	172.2	12:58:30.080		
16	1:37.712	30.926	31.116	35.670	171.4	13:00:12.739	16	1:37.451	30.881	31.063	35.507	171.9	13:00:07.531		
17	1:37.779	31.004	31.088	35.687	171.3	13:01:50.518	17	1:37.305	30.857	30.972	35.476	172.1	13:01:44.836		
10	Enzo TARNVANICHKUL						THA	16	Bianca BUSTAMANTE						PHL
	Griffin Core by Campos						Dallara 326		Palou Motorsport						Dallara 326
1	2:02.326	34.719	41.046	46.561	136.9	12:30:40.114	1	2:12.354	37.318	48.988	46.048	126.6	12:30:50.142		
2	2:59.864	1:01.364	44.654	1:13.846	93.1	12:33:39.978	2	2:52.622	1:03.293	39.720	1:09.609	97.0	12:33:42.764		
3	1:42.396	33.833	32.052	36.511	163.6	12:35:22.374	3	1:43.029	34.255	32.494	36.280	162.6	12:35:25.793		
4	1:38.257	31.306	31.272	35.679	170.5	12:37:00.631	4	1:41.290	32.836	32.462	35.992	165.4	12:37:07.083		
5	1:41.138	31.119	31.396	38.623	165.6	12:38:41.769	5	1:47.694	31.740	31.775	44.179	155.5	12:38:54.777		
6	2:33.252	46.981	54.847	51.424	109.3	12:41:15.021	6	2:36.101	44.716	59.335	52.050	107.3	12:41:30.878		
7	2:41.225	47.670	42.773	1:10.782	103.9	12:43:56.246	7	2:29.154	43.684	40.972	1:04.498	112.3	12:44:00.032		
8	1:42.615	34.247	32.301	36.067	163.2	12:45:38.861	8	1:42.543	33.709	32.141	36.693	163.4	12:45:42.575		
9	2:04.583	37.509	44.680	42.394	134.5	12:47:43.444	9	2:13.167	44.752	40.846	47.569	125.8	12:47:55.742		
10	2:37.919	45.467	44.275	1:08.177	106.1	12:50:21.363	10	2:28.097	41.696	43.168	1:03.233	113.1	12:50:23.839		
11	1:42.111	33.860	31.948	36.303	164.0	12:52:03.474	11	1:42.676	33.608	32.632	36.436	163.1	12:52:06.515		
12	1:39.969	31.360	32.002	36.607	167.6	12:53:43.443	12	1:39.558	31.420	31.878	36.260	168.3	12:53:46.073		
13	1:39.712	31.698	31.608	36.406	168.0	12:55:23.155	13	1:40.565	32.564	31.891	36.110	166.6	12:55:26.638		
14	1:39.827	31.815	31.690	36.322	167.8	12:57:02.982	14	1:39.255	31.415	31.788	36.052	168.8	12:57:05.893		
15	1:38.364	31.278	31.289	35.797	170.3	12:58:41.346	15	1:39.728	31.734	31.944	36.050	168.0	12:58:45.621		
16	1:38.137	31.212	31.209	35.716	170.7	13:00:19.483	16	1:38.971	31.299	31.571	36.101	169.2	13:00:24.592		
17	1:38.368	31.236	31.403	35.729	170.3	13:01:57.851	17	1:38.832	31.382	31.754	35.696	169.5	13:02:03.424		
12	Gianmarco PRADEL						AUS	20	Benjamin BECKLEY						CRI
	MP Motorsport						Dallara 326		Tecnicar by Amtog						Dallara 326
1	2:00.501	34.278	39.676	46.547	139.0	12:30:38.289	1	2:16.494	39.937	52.079	44.478	122.7	12:30:54.282		
2	3:01.185	1:01.471	44.824	1:14.890	92.5	12:33:39.474	2	2:49.806	1:10.161	33.188	1:06.457	98.6	12:33:44.088		
3	1:40.886	33.316	31.761	35.809	166.0	12:35:20.360	3	1:43.787	34.014	33.373	36.400	161.4	12:35:27.875		
4	1:37.990	31.037	31.349	35.604	170.9	12:36:58.350	4	1:39.870	31.720	32.264	35.886	167.7	12:37:07.745		
5	1:40.940	31.719	32.164	37.057	165.9	12:38:39.290	5	1:48.028	31.553	32.013	44.462	155.1	12:38:55.773		
6	2:33.580	46.715	55.308	51.557	109.1	12:41:12.870	6	2:36.193	44.523	59.420	52.250	107.2	12:41:31.966		
7	2:42.714	46.685	43.453	1:12.576	102.9	12:43:55.584	7	2:28.864	43.628	40.983	1:04.253	112.5	12:44:00.830		
8	1:41.297	33.622	31.952	35.723	165.4	12:45:36.881									
9	2:01.708	35.253	44.795	41.660	137.6	12:47:38.589									
10	2:41.597	46.133	44.681	1:10.783	103.7	12:50:20.186									

EURO CUP 3



Eurocup3 ROUND 2 - PORTIMAO Race 2

Sector Analysis

Lap under Red Flag — Invalidated Lap ■ Personal Best ■ Session Best B Crossing the pit lane

Lap	Time	Sector 1	Sector 2	Sector 3	Kph	Elapsed	Lap	Time	Sector 1	Sector 2	Sector 3	Kph	Elapsed
8	1:43.645	34.020	32.714	36.911	161.6	12:45:44.475	5	<u>1:42.255</u>	<u>31.300</u>	31.102	39.853	163.8	12:38:45.314
9	2:12.817	44.487	40.532	47.798	126.1	12:47:57.292	6	2:34.108	47.243	54.405	52.460	108.7	12:41:19.422
10	2:27.321	42.078	42.621	1:02.622	113.7	12:50:24.613	7	2:37.623	46.857	41.885	1:08.881	106.3	12:43:57.045
11	1:43.709	34.220	32.989	36.500	161.5	12:52:08.322	8	<u>1:42.668</u>	33.914	<u>32.398</u>	36.356	163.2	12:45:39.713
12	<u>1:39.752</u>	<u>31.986</u>	<u>31.708</u>	36.058	167.9	12:53:48.074	9	2:07.206	37.980	44.403	44.823	131.7	12:47:46.919
13	<u>1:39.559</u>	<u>31.798</u>	31.789	35.972	168.2	12:55:27.633	10	2:34.842	44.005	43.432	1:07.405	108.2	12:50:21.761
14	1:39.569	31.374	31.895	36.300	168.2	12:57:07.202	11	<u>1:42.718</u>	33.724	<u>31.942</u>	37.052	163.1	12:52:04.479
15	<u>1:40.625</u>	<u>32.547</u>	31.799	36.279	166.5	12:58:47.827	12	1:39.534	31.330	31.732	36.472	168.3	12:53:44.013
16	1:39.691	31.952	31.558	36.181	168.0	13:00:27.518	13	1:39.891	32.021	31.351	36.519	167.7	12:55:23.904
17	1:39.421	31.530	31.898	35.993	168.5	13:02:06.939	14	1:39.905	31.635	31.762	36.508	167.7	12:57:03.809

22 Casper STEVENSON GBR
Tecnicar by Amtog Dallara 326

1	2:13.955	37.644	51.230	45.081	125.0	12:30:51.743
2	2:51.401	1:03.861	38.928	1:08.612	97.7	12:33:43.144
3	1:42.202	33.264	32.543	36.395	163.9	12:35:25.346
4	<u>1:39.712</u>	<u>31.374</u>	32.201	36.137	168.0	12:37:05.058
5	1:44.958	31.447	32.022	41.489	159.6	12:38:50.016
6	2:33.657	47.110	53.771	52.776	109.0	12:41:23.673
7	2:34.809	47.204	41.359	1:06.246	108.2	12:43:58.482
8	<u>1:42.669</u>	<u>33.484</u>	32.226	36.959	163.2	12:45:41.151
9	2:09.401	39.918	44.165	45.318	129.4	12:47:50.552
10	2:32.281	43.286	43.521	1:05.474	110.0	12:50:22.833
11	<u>1:43.018</u>	33.807	<u>32.727</u>	36.484	162.6	12:52:05.851
12	1:39.598	31.452	31.957	36.189	168.2	12:53:45.449
13	1:39.547	31.450	31.811	36.286	168.3	12:55:24.996
14	1:39.509	31.726	31.838	35.945	168.3	12:57:04.505
15	1:38.908	31.408	31.683	35.817	169.4	12:58:43.413
16	1:38.491	31.187	31.505	35.799	170.1	13:00:21.904
17	1:38.719	31.214	31.599	35.906	169.7	13:02:00.623

23 Stefan BOSTANDJIEV BGR
Hitech Dallara 326

1	2:10.311	36.817	46.994	46.500	128.5	12:30:48.099
2	2:53.934	1:03.061	40.568	1:10.305	96.3	12:33:42.033
3	1:42.838	33.529	32.619	36.690	162.9	12:35:24.871
4	1:39.973	31.612	32.120	36.241	167.6	12:37:04.844
5	1:44.048	31.568	31.616	40.864	161.0	12:38:48.892
6	2:34.295	47.356	54.213	52.726	108.6	12:41:23.187
7	2:35.123	46.745	41.615	1:06.763	108.0	12:43:58.310
8	1:43.376	33.775	32.229	37.372	162.0	12:45:41.686
9	2:11.608	41.821	42.820	46.967	127.3	12:47:53.294
10	2:29.924	42.129	43.169	1:04.626	111.7	12:50:23.218
11	<u>1:42.134</u>	33.499	<u>32.454</u>	36.181	164.0	12:52:05.352
12	<u>1:40.022</u>	<u>31.334</u>	<u>32.076</u>	36.612	167.5	12:53:45.374
13	<u>1:39.787</u>	31.730	<u>31.810</u>	36.247	167.9	12:55:25.161
14	<u>1:39.972</u>	<u>31.495</u>	31.564	36.913	167.6	12:57:05.133
15	<u>1:39.359</u>	31.576	<u>31.667</u>	36.116	168.6	12:58:44.492
16	1:38.371	31.146	31.363	35.862	170.3	13:00:22.863
17	1:38.538	31.315	31.565	35.658	170.0	13:02:01.401

26 Tommy HARFIELD GBR
Double R Dallara 326

1	2:07.893	36.338	45.297	46.258	131.0	12:30:45.681
2	2:55.969	1:02.663	41.995	1:11.311	95.2	12:33:41.650
3	<u>1:42.171</u>	<u>33.478</u>	32.424	36.269	163.9	12:35:23.821
4	<u>1:39.238</u>	<u>31.462</u>	31.657	36.119	168.8	12:37:03.059

27 Heitor DALL'AGNOL BRA
Palou Motorsport Dallara 326

1	1:57.110	33.578	36.933	46.599	143.0	12:30:34.898
2	3:03.604	1:02.695	44.419	1:16.490	91.2	12:33:38.502
3	<u>1:39.939</u>	33.236	<u>31.335</u>	35.368	167.6	12:35:18.441
4	1:37.199	31.020	30.942	35.237	172.3	12:36:55.640
5	<u>1:39.292</u>	30.913	<u>31.075</u>	37.304	168.7	12:38:34.932
6	2:34.667	47.937	54.520	52.210	108.3	12:41:09.599
7	2:44.727	46.443	43.177	1:15.107	101.7	12:43:54.326
8	<u>1:39.636</u>	33.288	<u>31.036</u>	35.312	168.1	12:45:33.962
9	2:02.427	35.958	45.533	40.936	136.8	12:47:36.389
10	2:43.033	46.543	44.562	1:11.928	102.7	12:50:19.422
11	1:39.903	33.296	31.088	35.519	167.7	12:51:59.325
12	1:37.668	31.018	31.003	35.647	171.5	12:53:36.993
13	1:37.555	31.083	31.040	35.432	171.7	12:55:14.548
14	1:37.282	30.969	30.973	35.340	172.2	12:56:51.830
15	1:37.441	30.987	31.033	35.421	171.9	12:58:29.271
16	1:37.459	31.065	31.038	35.356	171.9	13:00:06.730
17	1:37.248	30.900	31.090	35.258	172.2	13:01:43.978

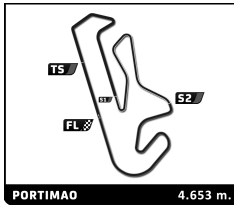
31 Renzo BARBUY ARG
TC Racing Dallara 326

1	2:14.945	39.263	51.280	44.402	124.1	12:30:52.733
2	2:50.907	1:09.724	33.750	1:07.433	98.0	12:33:43.640
3	1:42.432	33.239	33.039	36.154	163.5	12:35:26.072
4	<u>1:40.029</u>	<u>32.029</u>	32.051	35.949	167.5	12:37:06.101
5	1:46.684	31.358	31.797	43.529	157.0	12:38:52.785
6	2:37.060	45.309	59.072	52.679	106.7	12:41:29.845
7	2:29.515	43.525	40.562	1:05.428	112.0	12:43:59.360
8	1:42.516	33.490	32.240	36.786	163.4	12:45:41.876
9	2:13.142	43.403	41.856	47.883	125.8	12:47:55.018
10	2:28.509	41.112	43.341	1:04.056	112.8	12:50:23.527
11	1:44.812	34.993	32.953	36.866	159.8	12:52:08.339
12	1:48.233	B 32.795	32.449	42.989	154.8	12:53:56.572
13	2:24.023	1:16.197	31.816	36.010	116.3	12:56:20.595
14	<u>1:39.170</u>	<u>31.436</u>	31.629	36.105	168.9	12:57:59.765
15	1:38.760	31.527	31.443	35.790	169.6	12:59:38.525
16	<u>1:38.942</u>	31.469	<u>31.516</u>	35.957	169.3	13:01:17.467
17	1:39.681	31.641	31.829	36.211	168.0	13:02:57.148

33 Rafael PERARD FRA
Palou Motorsport Dallara 326

1	1:55.609	33.189	36.246	46.174	144.9	12:30:33.397
---	----------	--------	--------	--------	-------	--------------

EURO CUP 3

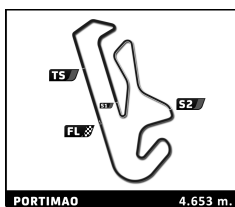


Eurocup3 ROUND 2 - PORTIMAO Race 2

Sector Analysis

Lap under Red Flag — Invalidated Lap ■ Personal Best ■ Session Best B Crossing the pit lane

Lap	Time	Sector 1	Sector 2	Sector 3	Kph	Elapsed	Lap	Time	Sector 1	Sector 2	Sector 3	Kph	Elapsed
37 Filippo FIORENTINO BRA													
Drivex Dallara 326													
1	2:08.830	36.455	46.158	46.217	130.0	12:30:46.618							
2	2:55.141	1:02.907	41.309	1:10.925	95.6	12:33:41.759							
3	1:42.277	33.505	32.669	36.103	163.8	12:35:24.036							
4	1:39.595	31.636	32.076	35.883	168.2	12:37:03.631							
5	1:43.522	31.341	31.471	40.710	161.8	12:38:47.153							
6	2:33.793	47.261	53.667	52.865	108.9	12:41:20.946							
7	2:36.461	46.800	41.772	1:07.889	107.1	12:43:57.407							
8	1:42.553	33.884	32.277	36.392	163.3	12:45:39.960							
9	2:07.815	38.404	44.422	44.989	131.1	12:47:47.775							
10	2:34.297	44.114	43.128	1:07.055	108.6	12:50:22.072							
11	1:42.505	33.691	32.410	36.404	163.4	12:52:04.577							
12	1:40.372	31.698	32.428	36.246	166.9	12:53:44.949							
13	1:39.296	31.329	31.912	36.055	168.7	12:55:24.245							
14	1:39.593	31.625	31.836	36.132	168.2	12:57:03.838							
15	1:38.628	31.295	31.476	35.857	169.8	12:58:42.466							
16	1:38.617	31.120	31.480	36.017	169.9	13:00:21.083							
17	1:38.448	31.179	31.486	35.783	170.1	13:01:59.531							
39 Santino PANETTA ARG													
Hitech Dallara 326													
1	2:05.988	35.751	43.741	46.496	133.0	12:30:43.776							
2	2:57.014	1:02.043	42.420	1:12.551	94.6	12:33:40.790							
3	1:42.009	33.637	32.160	36.212	164.2	12:35:22.799							
4	1:39.094	31.923	31.401	35.770	169.0	12:37:01.893							
5	1:41.879	31.104	31.512	39.263	164.4	12:38:43.772							
6	2:34.416	47.387	54.303	52.726	108.5	12:41:18.188							
7	2:38.434	46.197	41.953	1:10.284	105.7	12:43:56.622							
8	1:42.947	34.306	32.118	36.523	162.7	12:45:39.569							
9	2:06.557	37.424	44.505	44.628	132.4	12:47:46.126							
10	2:35.401	44.014	43.484	1:07.903	107.8	12:50:21.527							
11	1:42.473	33.799	32.184	36.490	163.5	12:52:04.000							
12	1:39.262	31.242	31.572	36.448	168.8	12:53:43.262							
13	1:39.278	31.746	31.498	36.034	168.7	12:55:22.540							
14	1:38.067	30.984	31.360	35.723	170.8	12:57:00.607							
15	1:38.067	31.001	31.511	35.555	170.8	12:58:38.674							
16	1:38.126	31.137	31.305	35.684	170.7	13:00:16.800							
17	1:37.919	30.996	31.313	35.610	171.1	13:01:54.719							
41 Alex POWELL USA													
Griffin Core by Campos Dallara 326													
1	1:54.099	32.832	35.925	45.342	146.8	12:30:31.887							
2	3:06.057	1:03.080	45.239	1:17.738	90.0	12:33:37.944							
3	1:40.353	33.235	31.427	35.691	166.9	12:35:18.297							
4	1:38.084	31.441	31.196	35.447	170.8	12:36:56.381							
5	1:39.620	30.983	31.056	37.581	168.1	12:38:36.001							
6	2:34.048	47.559	55.120	51.369	108.7	12:41:10.049							
7	2:44.590	46.547	43.870	1:14.173	101.8	12:43:54.639							
44 Rayan CARETTI FRA													
GRS Dallara 326													
1	2:12.803	37.418	49.442	45.943	126.1	12:30:50.591							
2	2:52.329	1:03.472	39.778	1:09.079	97.2	12:33:42.920							
3	1:42.047	33.426	32.282	36.339	164.1	12:35:24.967							
4	1:39.779	31.356	32.145	36.278	167.9	12:37:04.746							
5	1:46.486	32.084	31.882	42.520	157.3	12:38:51.232							
6	2:33.337	46.291	54.186	52.860	109.2	12:41:24.569							
7	2:34.382	47.195	41.150	1:06.037	108.5	12:43:58.951							
8	1:42.638	33.242	32.278	37.118	163.2	12:45:41.589							
9	2:09.856	40.543	43.833	45.480	129.0	12:47:51.445							
10	2:31.693	43.167	43.294	1:05.232	110.4	12:50:23.138							
11	1:43.572	33.911	32.617	37.044	161.7	12:52:06.710							
12	1:41.316	32.474	32.378	36.464	165.3	12:53:48.026							
13	1:41.383	32.726	32.229	36.428	165.2	12:55:29.409							
14	1:45.971 B	31.838	31.962	42.171	158.1	12:57:15.380							
48 James EGOZI USA													
Palou Motorsport Dallara 326													
1	1:52.121	31.785	35.202	45.134	149.4	12:30:29.909							
2	3:07.352	1:03.515	45.387	1:18.450	89.4	12:33:37.261							
3	1:39.260	32.792	31.043	35.425	168.8	12:35:16.521							
4	1:37.276	31.007	30.898	35.371	172.2	12:36:53.797							
5	1:38.075	30.950	30.823	36.302	170.8	12:38:31.872							
6	2:35.273	48.851	54.884	51.538	107.9	12:41:07.145							
7	2:46.608	46.799	43.436	1:16.373	100.5	12:43:53.753							
8	1:39.201	33.084	30.848	35.269	168.9	12:45:32.954							
9	2:02.184	35.983	45.482	40.719	137.1	12:47:35.138							
10	2:43.975	46.946	44.551	1:12.478	102.2	12:50:19.113							
11	1:39.283	32.928	30.978	35.377	168.7	12:51:58.396							
12	1:37.566	31.090	30.963	35.513	171.7	12:53:35.962							
13	1:37.419	30.960	30.923	35.536	171.9	12:55:13.381							
14	1:36.895	30.812	30.808	35.275	172.9	12:56:50.276							
15	1:37.474	31.018	30.929	35.527	171.8	12:58:27.750							
16	1:37.391	31.024	30.942	35.425	172.0	13:00:05.141							
17	1:37.170	30.949	30.964	35.257	172.4	13:01:42.311							
70 Jakob BERGMEISTER DEU													
GRS Dallara 326													
1	2:15.664	39.925	51.295	44.444	123.5	12:30:53.452							
2	2:50.459	1:09.504	33.755	1:07.200	98.3	12:33:43.911							
3	1:43.220	34.032	32.938	36.250	162.3	12:35:27.131							
4	1:50.226 B	32.266	32.939	45.021	152.0	12:37:17.357							
77 Bart HARRISON GBR													
Double R Dallara 326													
1	2:06.369	36.086	44.195	46.088	132.6	12:30:44.157							
2	2:56.799	1:02.293	42.630	1:11.876	94.7	12:33:40.956							
3	1:41.945	34.050	31.916	35.979	164.3	12:35:22.901							
4	1:40.357	32.745	31.824	35.788	166.9	12:37:03.258							
5	1:42.967	31.225	31.323	40.419	162.7	12:38:46.225							
6	2:33.971	46.942	54.359	52.670	108.8	12:41:20.196							
7	2:36.974	46.773	42.096	1:08.105	106.7	12:43:57.170							
8	1:42.975	34.035	32.428	36.512	162.7	12:45:40.145							
9	2:08.269	38.876	44.606	44.787	130.6	12:47:48.414							
10	2:33.859	44.197	43.039	1:06.623	108.9	12:50:22.273							



Eurocup3 ROUND 2 - PORTIMAO Race 2

Sector Analysis

Lap under Red Flag — Invalidated Lap ■ Personal Best ■ Session Best B Crossing the pit lane

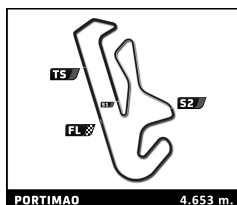
Lap	Time	Sector 1	Sector 2	Sector 3	Kph	Elapsed	Lap	Time	Sector 1	Sector 2	Sector 3	Kph	Elapsed
11	1:41.960	33.548	31.999	36.413	164.3	12:52:04.233	8	1:42.889	33.830	32.377	36.682	162.8	12:45:40.678
12	1:39.540	31.400	31.603	36.537	168.3	12:53:43.773	9	2:08.893	39.095	44.591	45.207	130.0	12:47:49.571
13	1:40.225	32.455	31.261	36.509	167.1	12:55:23.998	10	2:33.012	43.648	43.486	1:05.878	109.5	12:50:22.583
14	1:39.200	31.336	31.639	36.225	168.9	12:57:03.198	11	1:42.241	33.625	32.131	36.485	163.8	12:52:04.824
15	1:38.681	31.371	31.379	35.931	169.7	12:58:41.879	12	1:39.460	31.618	31.765	36.077	168.4	12:53:44.284
16	1:38.069	31.123	31.271	35.675	170.8	13:00:19.948	13	1:39.070	31.344	31.537	36.189	169.1	12:55:23.354
17	1:38.417	31.179	31.414	35.824	170.2	13:01:58.365	14	1:38.986	31.722	31.626	35.638	169.2	12:57:02.340
84 Genaro TRAPPA ARG							15 1:37.569 31.100 31.029 35.440 171.7 12:58:39.909						
Hitech Dallara 326							16 1:38.018 31.085 31.074 35.859 170.9 13:00:17.927						
							17 1:37.692 31.062 31.066 35.564 171.5 13:01:55.619						

1	2:04.765	35.593	42.614	46.558	134.3	12:30:42.553
2	2:58.022	1:01.537	43.461	1:13.024	94.1	12:33:40.575
3	1:41.847	33.703	31.883	36.261	164.5	12:35:22.422
4	1:38.951	31.897	31.341	35.713	169.3	12:37:01.373
5	1:41.485	31.149	31.235	39.101	165.1	12:38:42.858
6	2:33.855	47.160	54.686	52.009	108.9	12:41:16.713
7	2:39.751	47.063	42.282	1:10.406	104.9	12:43:56.464
8	1:41.803	34.094	31.647	36.062	164.5	12:45:38.267
9	2:04.560	37.618	44.532	42.410	134.5	12:47:42.827
10	2:38.316	45.519	43.939	1:08.858	105.8	12:50:21.143
11	1:41.992	34.013	31.851	36.128	164.2	12:52:03.135
12	1:39.583	31.551	31.735	36.297	168.2	12:53:42.718
13	1:38.510	31.199	31.361	35.950	170.0	12:55:21.228
14	1:38.292	31.069	31.256	35.967	170.4	12:56:59.520
15	1:38.246	31.039	31.277	35.930	170.5	12:58:37.766
16	1:38.254	31.161	31.195	35.898	170.5	13:00:16.020
17	1:37.777	30.989	31.302	35.486	171.3	13:01:53.797

91 Lorenzo CAMPOS AGO						
Double R Dallara 326						
1	2:39.995B	43.333	50.337	1:06.325	104.7	12:31:17.783
2	2:38.753	1:29.574	32.976	36.203	105.5	12:33:56.536
3	1:39.090	31.748	31.572	35.770	169.0	12:35:35.626
4	1:38.306	31.445	31.250	35.611	170.4	12:37:13.932
5	1:44.149	31.352	31.470	41.327	160.8	12:38:58.081
6	2:35.978	43.537	59.724	52.717	107.4	12:41:34.059
7	2:27.005	42.963	41.197	1:02.845	113.9	12:44:01.064
8	1:43.114	33.967	32.385	36.762	162.4	12:45:44.178
9	2:12.117	43.736	40.817	47.564	126.8	12:47:56.295
10	2:27.729	41.907	43.009	1:02.813	113.4	12:50:24.024
11	1:42.792	33.655	32.560	36.577	163.0	12:52:06.816
12	1:39.738	31.595	31.777	36.366	167.9	12:53:46.554
13	1:39.631	31.527	31.843	36.261	168.1	12:55:26.185
14	1:39.099	31.306	31.638	36.155	169.0	12:57:05.284
15	1:39.578	31.695	31.697	36.186	168.2	12:58:44.862
16	1:39.047	31.569	31.497	35.981	169.1	13:00:23.909
17	1:38.666	31.415	31.442	35.809	169.8	13:02:02.575

99 René LAMMERS NLD						
MP Motorsport Dallara 326						
1	2:11.413	36.757	48.688	45.968	127.5	12:30:49.201
2	2:53.280	1:03.313	40.120	1:09.847	96.7	12:33:42.481
3	1:41.923	33.213	32.726	35.984	164.3	12:35:24.404
4	1:39.862	31.475	32.230	36.157	167.7	12:37:04.266
5	1:44.047	31.216	31.522	41.309	161.0	12:38:48.313
6	2:33.691	47.237	54.040	52.414	109.0	12:41:22.004
7	2:35.785	47.089	41.567	1:07.129	107.5	12:43:57.789

EURO CUP 3

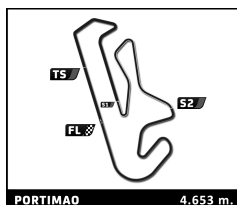


Eurocup3 ROUND 2 - PORTIMAO Race 2

Track Limits Analysis

No	Driver	Team	T.L. Nr	Camera	Lap	Time	
2	Kacper SZTUKA	Tecnicar by Amtog	1	Turn 5	3	12:34:20.163	
							Total Infractions: <input type="text" value="1"/>
3	Edouard BORGNA	Drivex	1	Turn 4	3	12:34:10.260	
3	Edouard BORGNA	Drivex	2	Turn 1	3	12:33:54.798	
3	Edouard BORGNA	Drivex	3	Turn 5	4	12:36:04.166	
3	Edouard BORGNA	Drivex	4	Turn 5	11	12:51:03.429	
3	Edouard BORGNA	Drivex	5	Turn 1	12	12:52:18.936	
3	Edouard BORGNA	Drivex	6	Turn 5	17	13:01:02.903	
							Total Infractions: <input type="text" value="6"/>
4	Ean EYCKMANS	MP Motorsport	1	Turn 1	3	12:33:50.928	
4	Ean EYCKMANS	MP Motorsport	2	Turn 5	11	12:50:58.704	
							Total Infractions: <input type="text" value="2"/>
5	Patrick HEUZENROEDER	Griffin Core by Campos	1	Turn 5	4	12:35:58.233	
							Total Infractions: <input type="text" value="1"/>
6	Stylios KOLOVOS	Drivex	1	Turn 1	4	12:35:38.851	
6	Stylios KOLOVOS	Drivex	2	Turn 1	17	13:00:37.068	
							Total Infractions: <input type="text" value="2"/>
8	Alceu FELDMANN	MP Motorsport	1	Turn 1	4	12:35:31.595	
8	Alceu FELDMANN	MP Motorsport	2	Turn 5	8	12:44:35.610	
8	Alceu FELDMANN	MP Motorsport	3	Turn 1	16	12:58:48.324	
							Total Infractions: <input type="text" value="3"/>
9	Thomas STRAUVEN	Griffin Core by Campos	1	Turn 1	4	12:35:30.393	
9	Thomas STRAUVEN	Griffin Core by Campos	2	Turn 1	5	12:37:09.392	
9	Thomas STRAUVEN	Griffin Core by Campos	3	Turn 5	8	12:44:33.308	
9	Thomas STRAUVEN	Griffin Core by Campos	4	Turn 1	16	12:58:45.986	
							Total Infractions: <input type="text" value="4"/>
10	Enzo TARNVANICHKUL	Griffin Core by Campos	1	Turn 5	11	12:51:00.234	
10	Enzo TARNVANICHKUL	Griffin Core by Campos	2	Turn 1	13	12:53:55.130	
10	Enzo TARNVANICHKUL	Griffin Core by Campos	3	Turn 1	15	12:57:14.929	
							Total Infractions: <input type="text" value="3"/>
12	Gianmarco PRADEL	MP Motorsport	1	Turn 1	4	12:35:31.595	
12	Gianmarco PRADEL	MP Motorsport	2	Turn 5	12	12:52:39.292	
12	Gianmarco PRADEL	MP Motorsport	3	Turn 1	16	12:58:45.986	
							Total Infractions: <input type="text" value="3"/>
14	Keanu AL AZHARI	Hitech	1	Turn 1	8	12:44:08.776	
14	Keanu AL AZHARI	Hitech	2	Turn 5	8	12:44:35.610	
							Total Infractions: <input type="text" value="2"/>
16	Bianca BUSTAMANTE	Palou Motorsport	1	Turn 1	3	12:33:54.798	
16	Bianca BUSTAMANTE	Palou Motorsport	2	Turn 5	3	12:34:22.232	
16	Bianca BUSTAMANTE	Palou Motorsport	3	Turn 5	4	12:36:04.166	
16	Bianca BUSTAMANTE	Palou Motorsport	4	Turn 1	5	12:37:18.000	
16	Bianca BUSTAMANTE	Palou Motorsport	5	Turn 1	13	12:53:56.935	
16	Bianca BUSTAMANTE	Palou Motorsport	6	Turn 8	15	12:57:58.784	
							Total Infractions: <input type="text" value="6"/>
20	Benjamin BECKLEY	Tecnicar by Amtog	1	Turn 1	12	12:52:18.936	
20	Benjamin BECKLEY	Tecnicar by Amtog	2	Turn 5	12	12:52:46.298	
20	Benjamin BECKLEY	Tecnicar by Amtog	3	Turn 1	13	12:54:01.336	
20	Benjamin BECKLEY	Tecnicar by Amtog	4	Turn 1	15	12:57:18.601	
							Total Infractions: <input type="text" value="4"/>
22	Casper STEVENSON	Tecnicar by Amtog	1	Turn 1	4	12:35:36.866	
22	Casper STEVENSON	Tecnicar by Amtog	2	Turn 4	8	12:44:24.639	
22	Casper STEVENSON	Tecnicar by Amtog	3	Turn 5	11	12:51:03.429	

EURO CUP 3

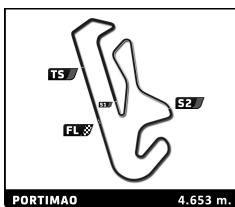


Eurocup3 ROUND 2 - PORTIMAO Race 2

Track Limits Analysis

No	Driver	Team	T.L. Nr	Camera	Lap	Time	Total Infractions:
							<input type="text" value="3"/>
23	Stefan BOSTANDJIEV	Hitech	1	Turn 5	11	12:51:01.094	
23	Stefan BOSTANDJIEV	Hitech	2	Turn 1	12	12:52:16.933	
23	Stefan BOSTANDJIEV	Hitech	3	Turn 5	13	12:54:23.163	
23	Stefan BOSTANDJIEV	Hitech	4	Turn 1	14	12:55:36.932	
23	Stefan BOSTANDJIEV	Hitech	5	Turn 8	15	12:57:57.080	
							<input type="text" value="5"/>
26	Tommy HARFIELD	Double R	1	Turn 1	3	12:33:54.798	
26	Tommy HARFIELD	Double R	2	Turn 1	4	12:35:35.197	
26	Tommy HARFIELD	Double R	3	Turn 1	5	12:37:14.596	
26	Tommy HARFIELD	Double R	4	Turn 5	8	12:44:36.480	
26	Tommy HARFIELD	Double R	5	Turn 5	11	12:51:00.234	
26	Tommy HARFIELD	Double R	6	Turn 1	16	12:58:54.796	
26	Tommy HARFIELD	Double R	7	Turn 1	17	13:00:33.132	
							<input type="text" value="7"/>
27	Heitor DALL'AGNOL	Palou Motorsport	1	Turn 5	3	12:34:17.436	
27	Heitor DALL'AGNOL	Palou Motorsport	2	Turn 5	5	12:37:32.425	
27	Heitor DALL'AGNOL	Palou Motorsport	3	Turn 5	8	12:44:33.308	
							<input type="text" value="3"/>
31	Renzo BARBUY	TC Racing	1	Turn 1	4	12:35:36.866	
31	Renzo BARBUY	TC Racing	2	Turn 1	14	12:56:32.454	
31	Renzo BARBUY	TC Racing	3	Turn 5	16	13:00:15.714	
							<input type="text" value="3"/>
33	Rafael PERARD	Palou Motorsport	1	Turn 4	3	12:34:04.322	
							<input type="text" value="1"/>
37	Filippo FIORENTINO	Drivex	1	Turn 5	3	12:34:21.033	
37	Filippo FIORENTINO	Drivex	2	Turn 5	15	12:57:40.891	
37	Filippo FIORENTINO	Drivex	3	Turn 8	15	12:57:56.081	
							<input type="text" value="3"/>
39	Santino PANETTA	Hitech	1	Turn 1	3	12:33:53.597	
39	Santino PANETTA	Hitech	2	Turn 1	4	12:35:33.997	
39	Santino PANETTA	Hitech	3	Turn 1	8	12:44:08.776	
39	Santino PANETTA	Hitech	4	Turn 5	11	12:51:01.094	
							<input type="text" value="4"/>
41	Alex POWELL	Griffin Core by Campos	1	Turn 5	8	12:44:33.308	
							<input type="text" value="1"/>
44	Rayan CARETTI	GRS	1	Turn 5	3	12:34:22.232	
44	Rayan CARETTI	GRS	2	Turn 1	4	12:35:35.197	
44	Rayan CARETTI	GRS	3	Turn 1	5	12:37:15.932	
44	Rayan CARETTI	GRS	4	Turn 4	12	12:52:31.928	
							<input type="text" value="4"/>
48	James EGOZI	Palou Motorsport	1	Turn 1	4	12:35:28.325	
48	James EGOZI	Palou Motorsport	2	Turn 1	13	12:53:47.722	
							<input type="text" value="2"/>
70	Jakob BERGMEISTER	GRS	1	Turn 5	3	12:34:24.506	
70	Jakob BERGMEISTER	GRS	2	Turn 1	4	12:35:38.851	
							<input type="text" value="2"/>
77	Bart HARRISON	Double R	1	Turn 1	4	12:35:33.997	
77	Bart HARRISON	Double R	2	Turn 1	8	12:44:10.377	
77	Bart HARRISON	Double R	3	Turn 5	8	12:44:36.480	
77	Bart HARRISON	Double R	4	Turn 5	11	12:51:01.094	
77	Bart HARRISON	Double R	5	Turn 1	13	12:53:55.130	

EURO CUP 3



Eurocup3 ROUND 2 - PORTIMAO Race 2

Track Limits Analysis

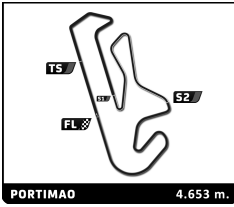
No	Driver	Team	T.L. Nr	Camera	Lap	Time
						Total Infractions: <input type="text" value="5"/>
84	Genaro TRAPPA	Hitech	1	Turn 1	4	12:35:33.997
84	Genaro TRAPPA	Hitech	2	Turn 5	8	12:44:35.610
84	Genaro TRAPPA	Hitech	3	Turn 5	11	12:51:00.234
84	Genaro TRAPPA	Hitech	4	Turn 5	12	12:52:39.292
84	Genaro TRAPPA	Hitech	5	Turn 1	16	12:58:50.724
						Total Infractions: <input type="text" value="5"/>
91	Lorenzo CAMPOS	Double R	1	Turn 1	3	12:34:08.244
91	Lorenzo CAMPOS	Double R	2	Turn 1	4	12:35:47.244
						Total Infractions: <input type="text" value="2"/>
99	René LAMMERS	MP Motorsport	1	Turn 1	5	12:37:15.932
99	René LAMMERS	MP Motorsport	2	Turn 5	14	12:55:59.824
						Total Infractions: <input type="text" value="2"/>

TOTAL TRACK LIMITS: 89

Published at:13:05.....

Track Limits Operator:
Daphne FERNÁNDEZ
OD-1537-ESP-CAT

EURO CUP 3



Eurocup3 ROUND 2 - PORTIMAO Race 2

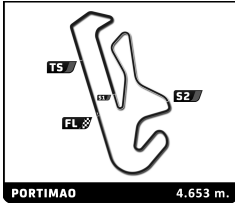
Provisional Race Director Report

Hour	Flag	Message
12:05:20		E3 R2 - PIT LANE WILL BE OPEN AT 12:15
12:05:20		E3 R2 - PIT LANE WILL BE OPEN AT 12:15
12:05:25	YF	YELLOW FLAG AT TURN 12,13
12:05:27	YF	YELLOW FLAG AT TURN 12
12:05:29	GF	GREEN FLAG
12:05:43		E3 R2 - PIT LANE WILL BE OPEN AT 12:15
12:13:06		FAST LANE OPEN
12:15:02		PIT LANE OPEN
12:20:01		5 MINUTES BOARD - PIT LANE CLOSED
12:22:01		3 MINUTES BOARD
12:24:02		1 MINUTE BOARD
12:25:03		GREEN FLAG - FORMATION LAP
12:28:51		STARTING PROCEDURE UNDER INVESTIGATION
12:29:09	YF	YELLOW FLAG AT TURN 2
12:29:16	SF	SAFETY CAR
12:29:34		INCIDENT INVOLVING CAR #11 ON T2 NOTED
12:32:11		SAFETY CAR IN THIS LAP
12:33:09	GF	GREEN FLAG
12:34:50		PIT LANE INCIDENT CAR #6 - POWER BRAKING NOTED
12:35:25		INCIDENT INVOLVING CARS #91 - P2P DURING SC NOTED
12:38:02	YF	YELLOW FLAG AT TURN 8
12:38:20	SF	SAFETY CAR
12:39:00		FOLLOWING SC IN T8 EXIT KEEP ON THE RHS
12:42:31		SAFETY CAR IN THIS LAP
12:43:31	GF	GREEN FLAG
12:44:58	YF	YELLOW FLAG AT TURN 8
12:45:34		INCIDENT INVOLVING CAR #41 ON T8 NOTED
12:45:42	SF	SAFETY CAR
12:49:00		SAFETY CAR IN THIS LAP
12:49:58	GF	GREEN FLAG
13:01:40		CHEQUERED FLAG
13:02:09		TOP 3 OVERALL TOP 3 ROOKIE PROCEED TO THE PODIUM AREA - CARS #48 #27 #14 #4 #9
13:02:34		CARS & DRIVERS #48 #27 #14 #91 STAY ON PODIUM AREA FOR POSTERIOR SCRUTINEERING

Published at: ...13:05.....

Race Director: Luis GONZÁLEZ 	Timekeeper: Alberto ESTÉBANEZ 
---	--

EURO CUP 3

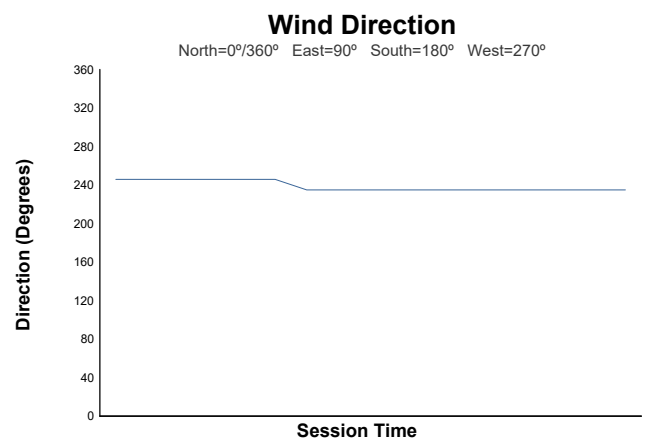
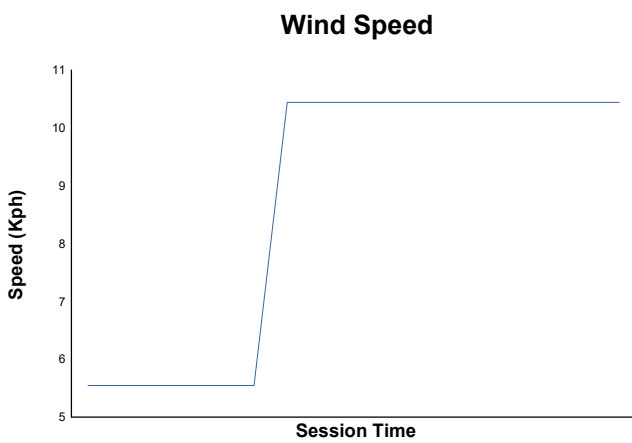
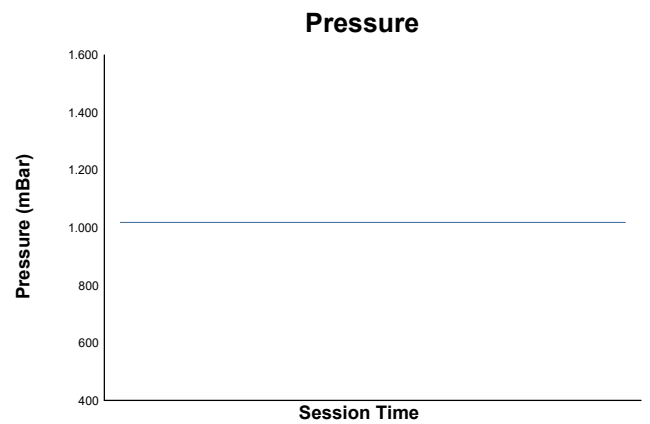
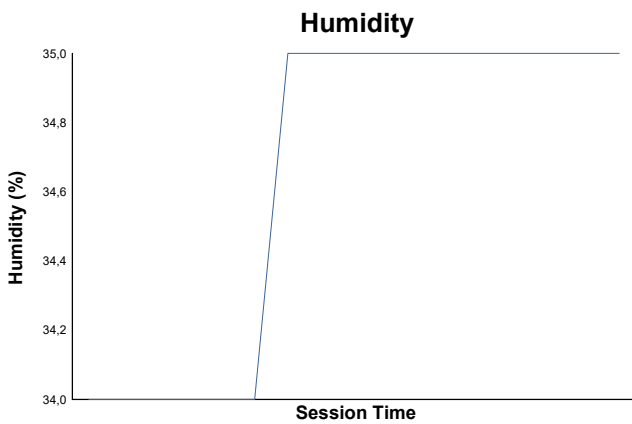
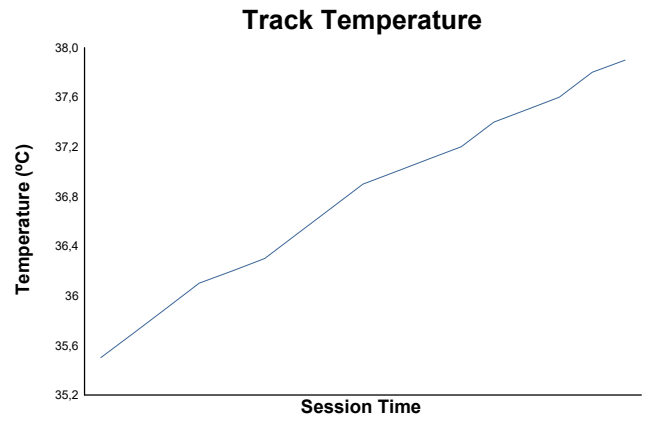
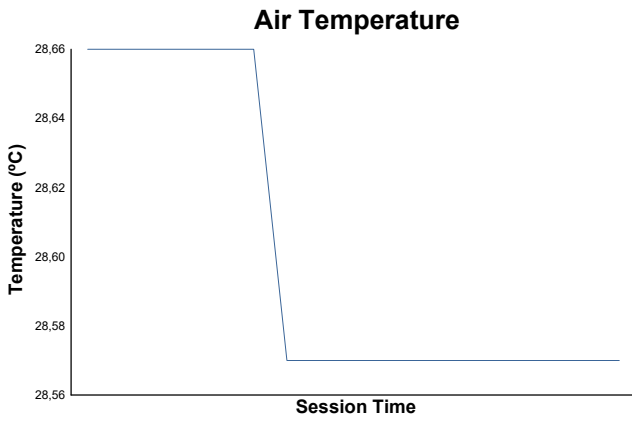


ROUND 2 - PORTIMAO

Eurocup3

Race 2

Weather Report



Track Status: **DRY**